


Revision	
Date	

1 ELECTRICAL SITE PLAN 1" = 30'-0"	
---------------------------------------	--

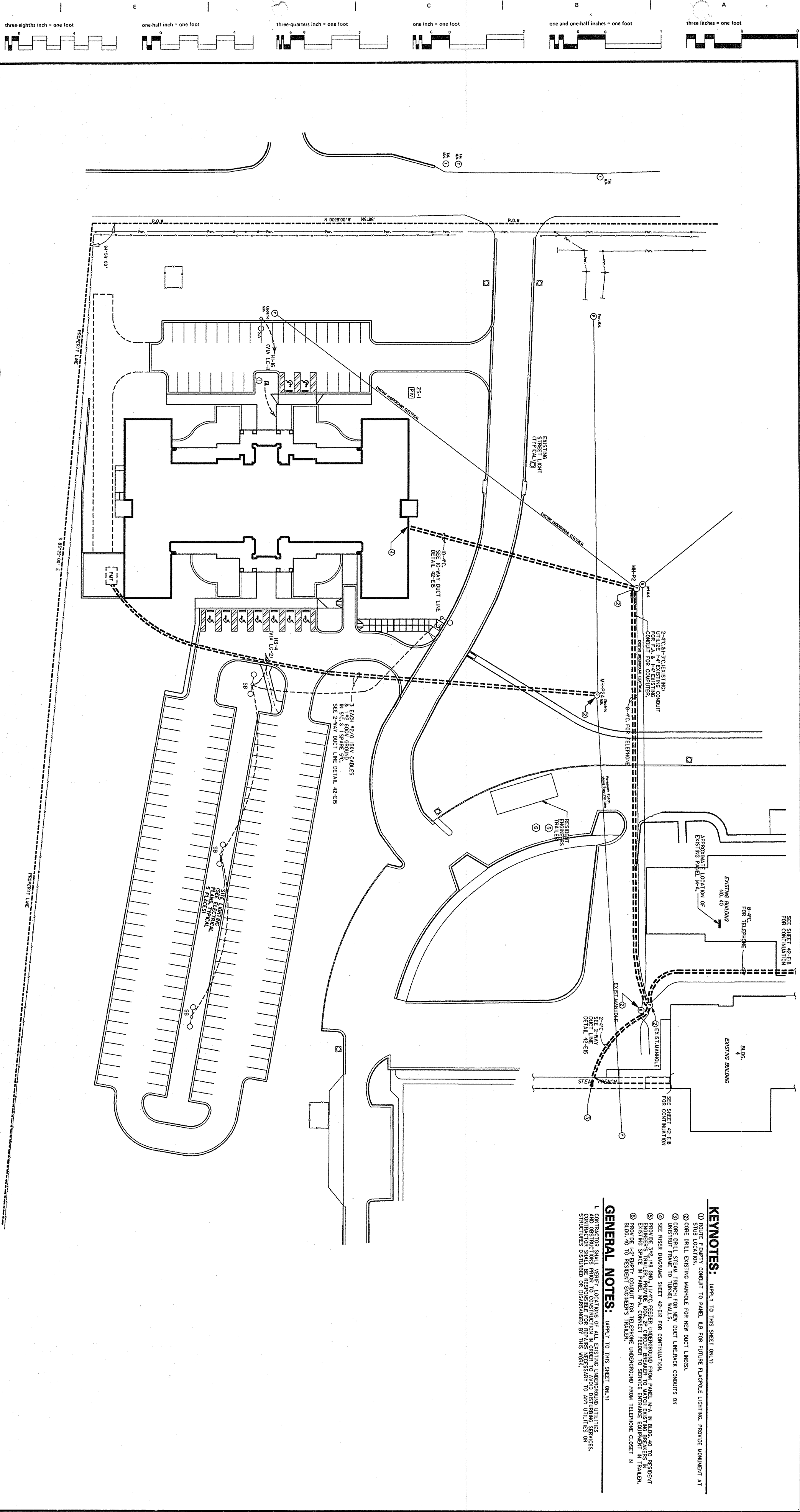

2WPR Watson Rutland / Architects Inc. 166 Commerce Street P.O. Box 4834 Montgomery, Alabama 36104 (205)253-5401



Drawing Title	Electrical Site Plan
Approved and Project Manager	<i>[Signature]</i>

Project Title	Relocate Regional Office to Department Owned Grounds
Building Number	42
Location	VMAC Montgomery, AL

Date	27 JANUARY 92
Project No.	322-002
DRAWING NO.	42-E2
Drawn by	DR134



- KEYNOTES:** (APPLY TO THIS SHEET ONLY)
- 1. ROUTE EMPTY CONDUIT TO PANEL 11B FOR FUTURE FLUORESCENT LIGHTING. PROVIDE MONUMENT AT SUB LOCATION.
 - 2. CORE DRAIN EXISTING MANHOLE FOR NEW DUCT LINES.
 - 3. CORE DRAIN STEAM TRUNK FOR NEW DUCT LINES.
 - 4. PROVIDE 3/2" DIA. 11/4" DEEP UNDERGROUND FROM PANEL 11A IN ROOM 40 TO RESIDENT ENGINEER'S TRAILER. PROVIDE JOINT BREAKER TO MATCH EXISTING BREAKERS IN ROOM 40 TO RESIDENT ENGINEER'S TRAILER.
 - 5. PROVIDE 3/2" DIA. 11/4" DEEP UNDERGROUND FROM PANEL 11A IN ROOM 40 TO RESIDENT ENGINEER'S TRAILER. PROVIDE JOINT BREAKER TO MATCH EXISTING BREAKERS IN ROOM 40 TO RESIDENT ENGINEER'S TRAILER.
- GENERAL NOTES:** (APPLY TO THIS SHEET ONLY)
- 1. CONTRACTOR SHALL VERIFY LOCATIONS OF ALL EXISTING UNDERGROUND UTILITIES AND OBSTRUCTIONS PRIOR TO CONSTRUCTION IN ORDER TO AVOID DISTURBING SERVICES. CONTRACTOR SHALL BE RESPONSIBLE FOR OBTAINING ALL NECESSARY PERMITS AND APPROVALS FROM ANY UTILITIES OR STRUCTURES DISTURBED OR DISMANTLED BY THIS WORK.