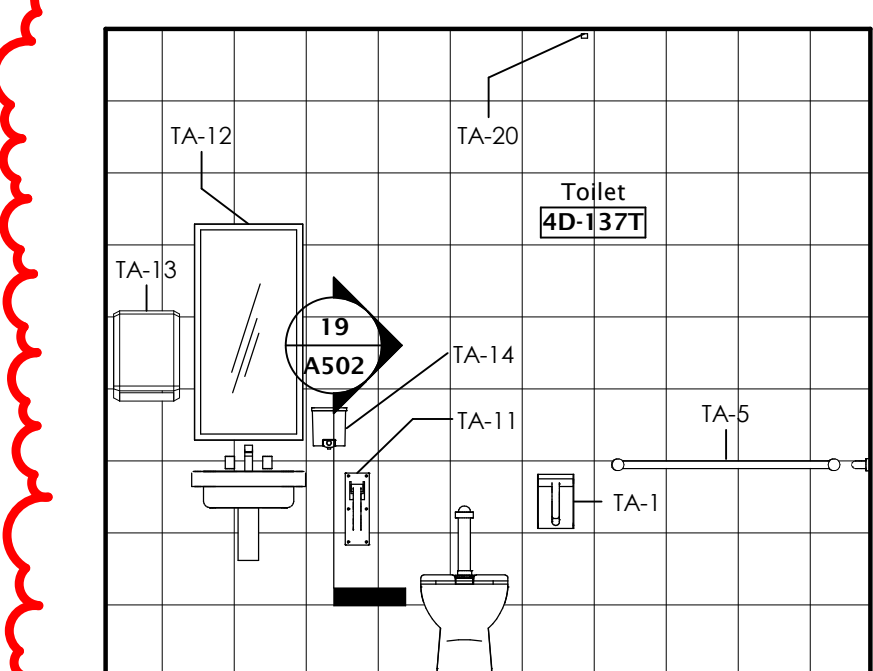
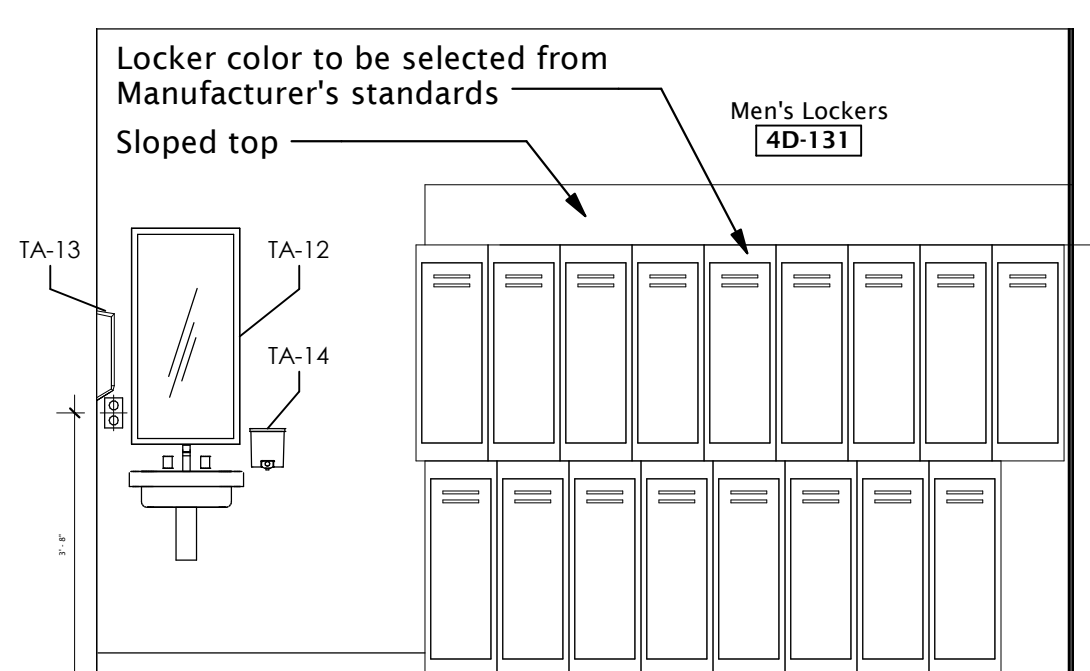
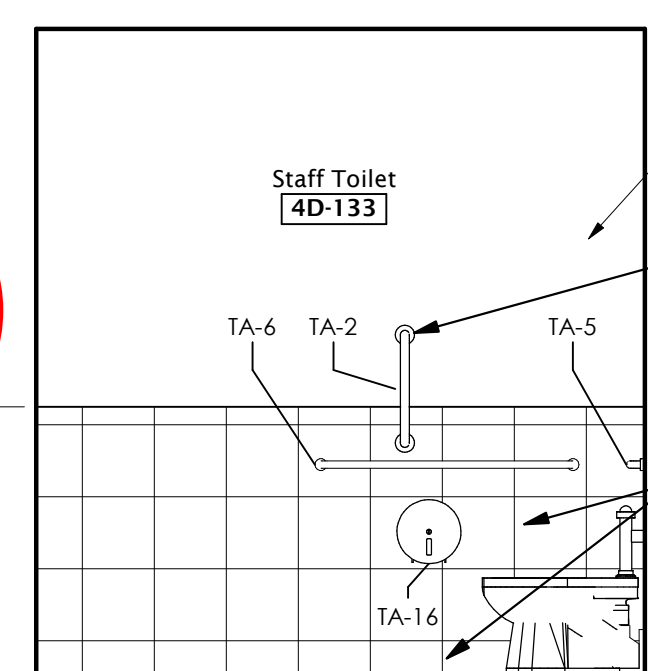
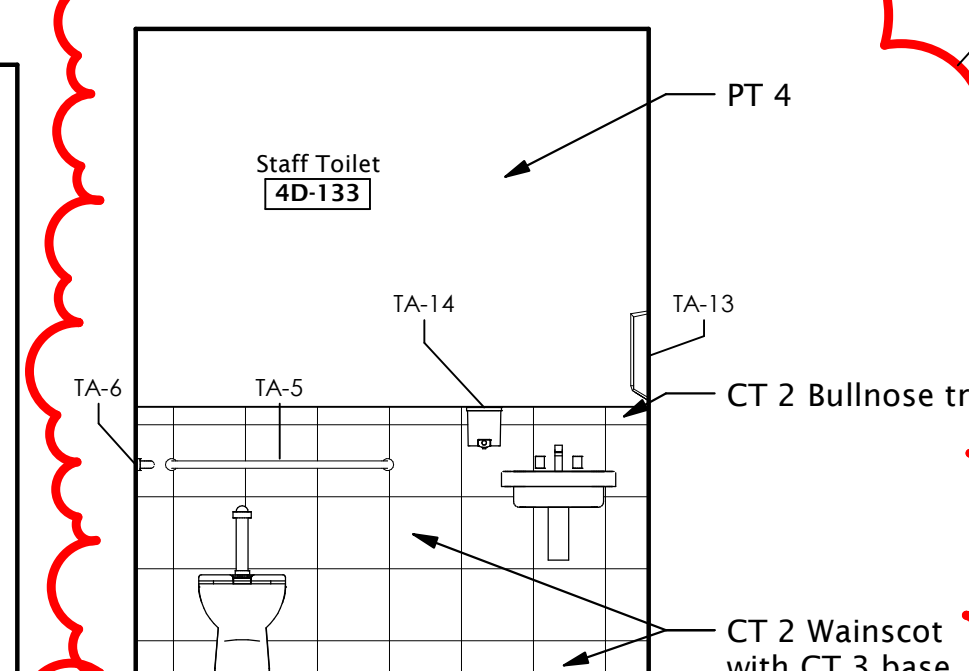
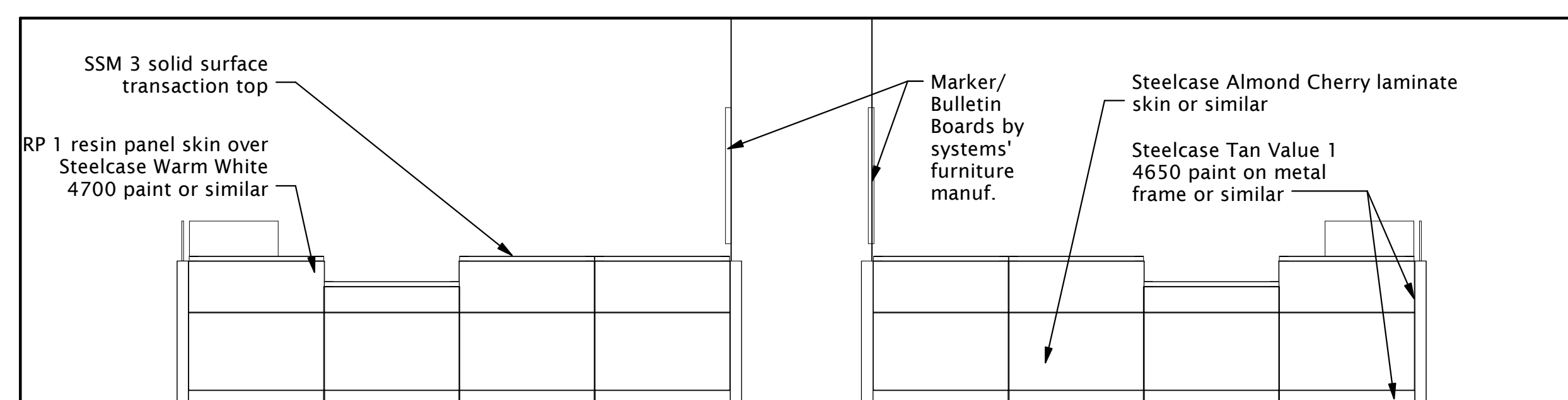
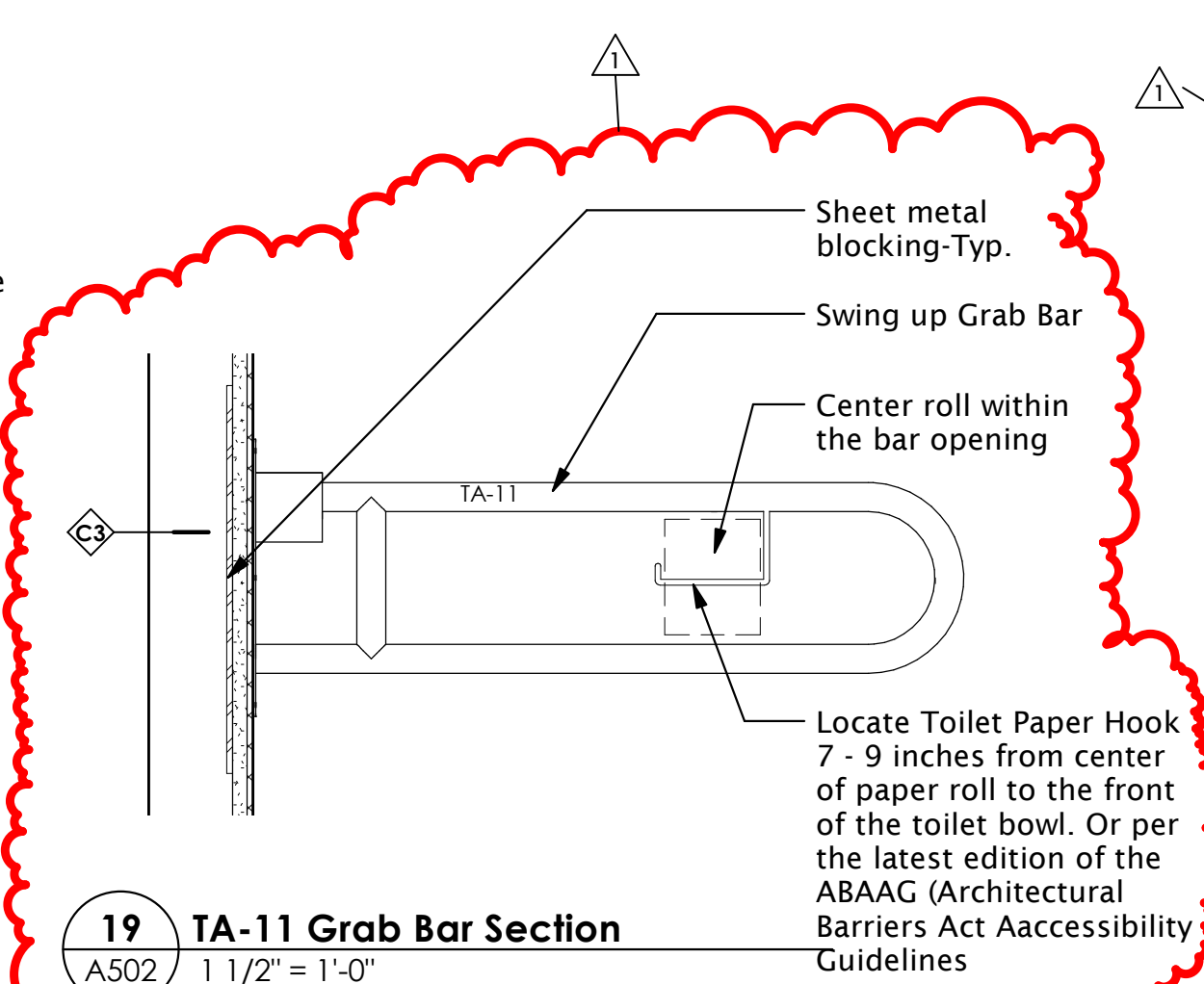


Position of electrical components are schematic only, refer to shop drawings for precise locations of knock-outs in manufactured raceway.



NOTE: See Typical ADA Mounting Height details for all toilet fixtures and accessories.

TOILET ACCESSORY SCHEDULE		
Code	Item	Remarks
TA-1	Swing Up Grab Bar	Grab bar is manually lowered to horizontal support position and raised for departure. Bar is designed to prevent it from accidentally falling into position. Bar operates with less than 5 pounds of force.
TA-2	18" Grab Bar	
TA-3	24" Grab Bar	
TA-4	30" Grab Bar	
TA-5	36" Grab Bar	
TA-6	42" Grab Bar	
TA-7	54" Grab Bar	
TA-8	60" Grab Bar	
TA-9	63" Grab Bar	
TA-10	66" Grab Bar	
TA-11	Swing Up Grab Bar with Toilet Paper Hook	Grab bar is manually lowered to horizontal support position and raised for departure. Bar is designed to prevent it from accidentally falling into position. Bar operates with less than 5 pounds of force.
TA-12	Mirror 18" x 36"	
TA-13	Paper Towel Dispenser	To be furnished by VA and installed by GC.
TA-14	Soap Dispenser	To be furnished by VA and installed by GC.
TA-15	Robe Hook	
TA-16	Toilet Paper Dispenser	To be furnished by VA and installed by GC.
TA-17	Soap Dish	
TA-18	Mop Rack	
TA-19	Stainless Steel Shelf	
TA-20	Shower Curtain Track	For Non-Wet and Wet Areas



ROUGHTON-NICKELSON-DE LUCA Architects, PA

3608 University Drive, Suite 204
Durham, NC 27707
T 919.490.1266 F 919.490.1396
www.RNDps.com



REVISIONS		
REV.	DESCRIPTION	DATE
1	Addendum # 1	11/7/13
2	Addendum # 2	11/18/13

© 2013 Roughton Nickelson De Luca Architects, PA. These drawings and specifications are instruments of service whose ownership and copyright are transferred to the US Department of Veterans Affairs (client) upon project completion, under the following conditions: Their use is restricted to the original site for which they were prepared and publication thereof is expressly limited to such use. The documents are project-specific and are not intended for re-use on other projects. Any re-use by the client without the involvement of Roughton Nickelson De Luca Architects (RND) will be at the client's sole risk. The client agrees to defend, indemnify, and hold RND harmless from any claims brought against RND arising out of the re-use. RND reserves the right to re-use standard details of the contract documents.

RECOMMEND APPROVAL

Requestor:	Date:
Chief of Service:	Date:
Infection Control:	Date:
Chief of Staff:	Date:
Assoc. Med. Ch. Dir.:	Date:

Interior Elevations

Approved Chief, Engineering Inc. Date:

APPROVED BY: Date:

MEDICAL CENTER DIRECTOR
Improve Patient Privacy
4D/C Richmond VA

Building No. designed by: VS/JLMs Checked by: GDL

Main

Location

1201 Broad Rock Blvd Richmond, VA 23224

Date: 06/12/2013

Project No. Owner Proj. # 652-11-112

Project No. RND 1232

DRAWING NO.

A502

Sheet of

