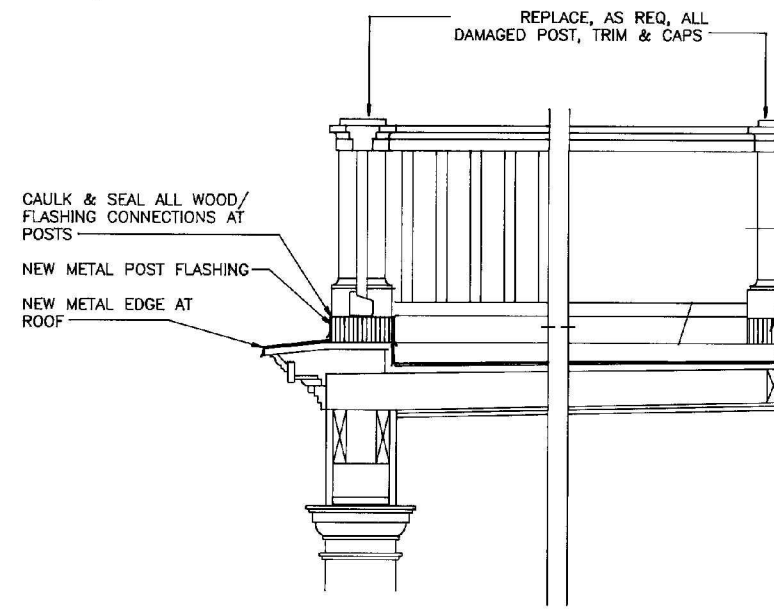


NOTE: VERIFY RAIL DIMENSIONS W/ EXISTING FOR REPLACEMENT

6 BALUSTER AT BOTTOM RAIL
SCALE: 3"=1'-0"
RE:



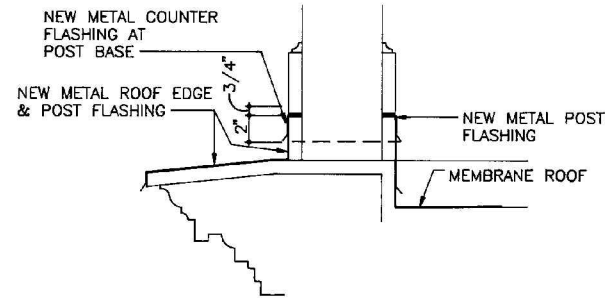
5 SECTION
SCALE: 3/4"=1'-0"

NOTE ON PAINTING
NOTE: ALL WORK SHALL BE SCRAPPED, SANDED, PRIMED, AND PAINTED IN ACCORDANCE WITH THE SPECIFICATIONS. ALL NEW PAINT SHALL MATCH SPEC. (TYPICAL ALL BUILDINGS)

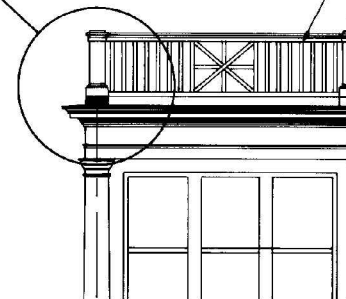
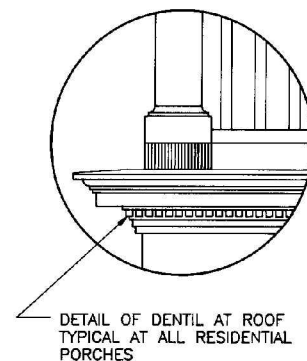
NOTE ON WOOD TREATMENT
NOTE: ALL INTERIOR WOOD SHALL BE TREATED WITH AN APPROVED MATERIAL TO STABILIZE AND ARREST FURTHER DECAY AND DETERIORATION (TYPICAL ALL BUILDINGS)

NOTE ON TRIM REPLACEMENT
TRIM IS TO BE REMOVED AS CAREFULLY AS POSSIBLE.
SAMPLES SHALL BE RETAINED AND USED AS DIMENSIONAL PATTERNS FOR REQUIRED TRIM REPLACEMENTS.

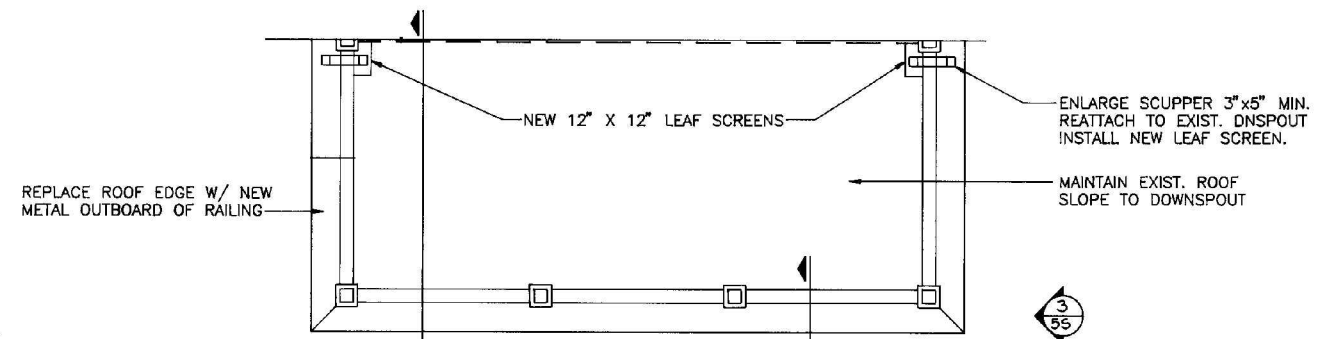
IMPORTANT NOTES:
INFORMATION SHOWN AS EXISTING CONSTRUCTION INDICATES APPROXIMATE CONDITIONS AND MEASUREMENTS. CONTRACTOR SHALL VERIFY DIMENSIONS AND CONDITIONS OF ANY EXISTING CONSTRUCTION PRIOR TO BEGINNING WORK.



4 TYP. POST FLASHING DETAIL
SCALE: 1 1/2"=1'-0"



3 SIDE ELEVATION
SCALE: 1/4"=1'-0"



8 ROOF PLAN
SCALE: 1/4"=1'-0"
RE:



2 END ELEVATION
SCALE: 1/4"=1'-0"

Approved: VHSO Facility Manager Approved: Engineering Service Chief		Project Title Replace Balustrades and Railings 1932 Era Buildings		Drawing Title DETAILS and SECTIONS		Project Number 564-14-104		Engineering Service VETERANS HEALTH CARE SYSTEM OF THE OZARKS
		One inch or not to scale! 		Scale: NOT TO SCALE		Location Fayetteville, Arkansas		
Notes and/or Revisions: Date		Checked WGG		Drawn JCH		Date 23-AUG-13		Drawing Number AE103
						Sheet 4 of 5		