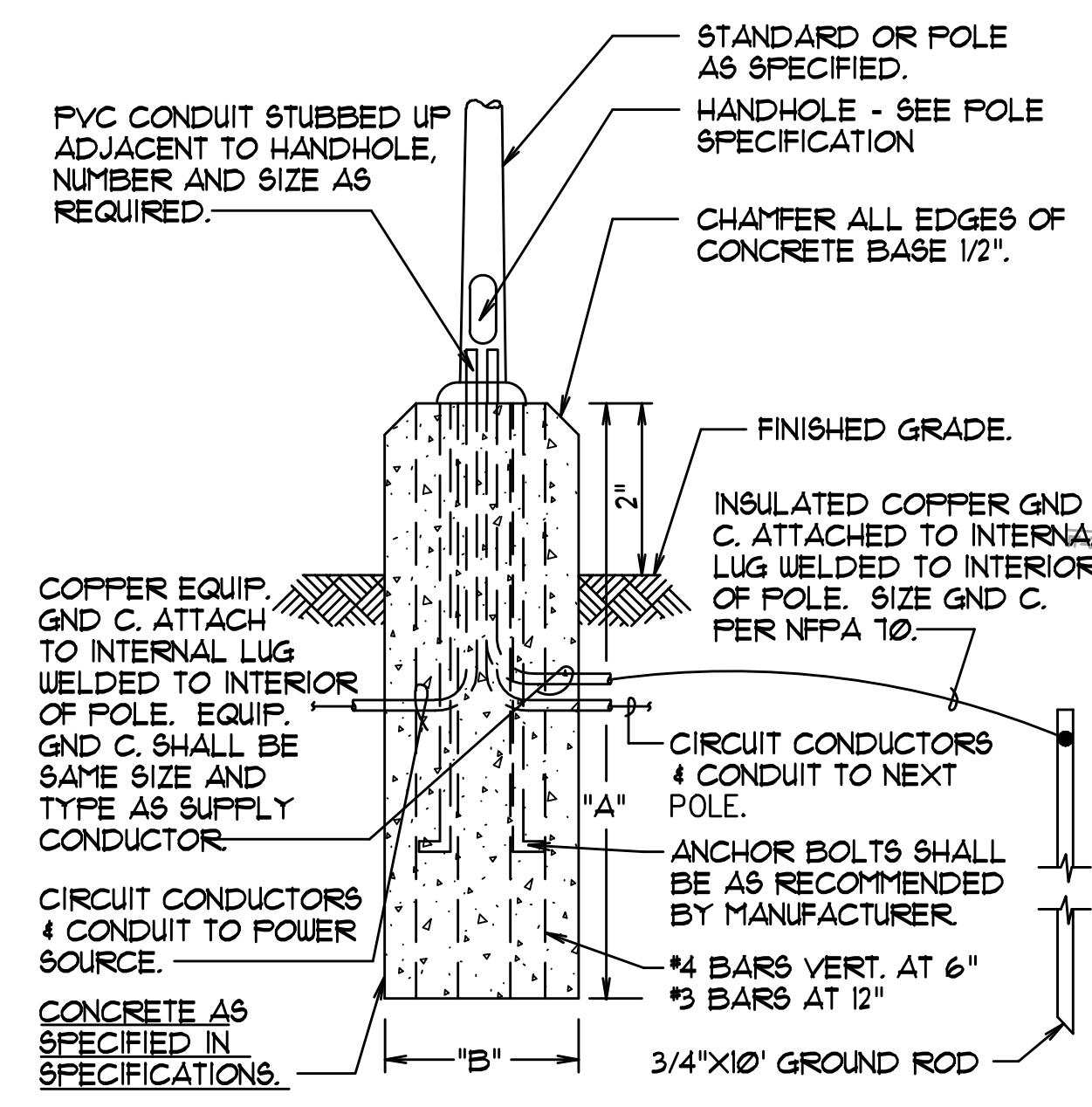
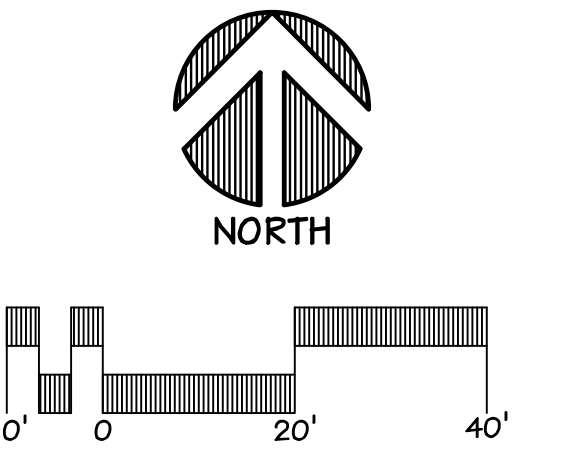


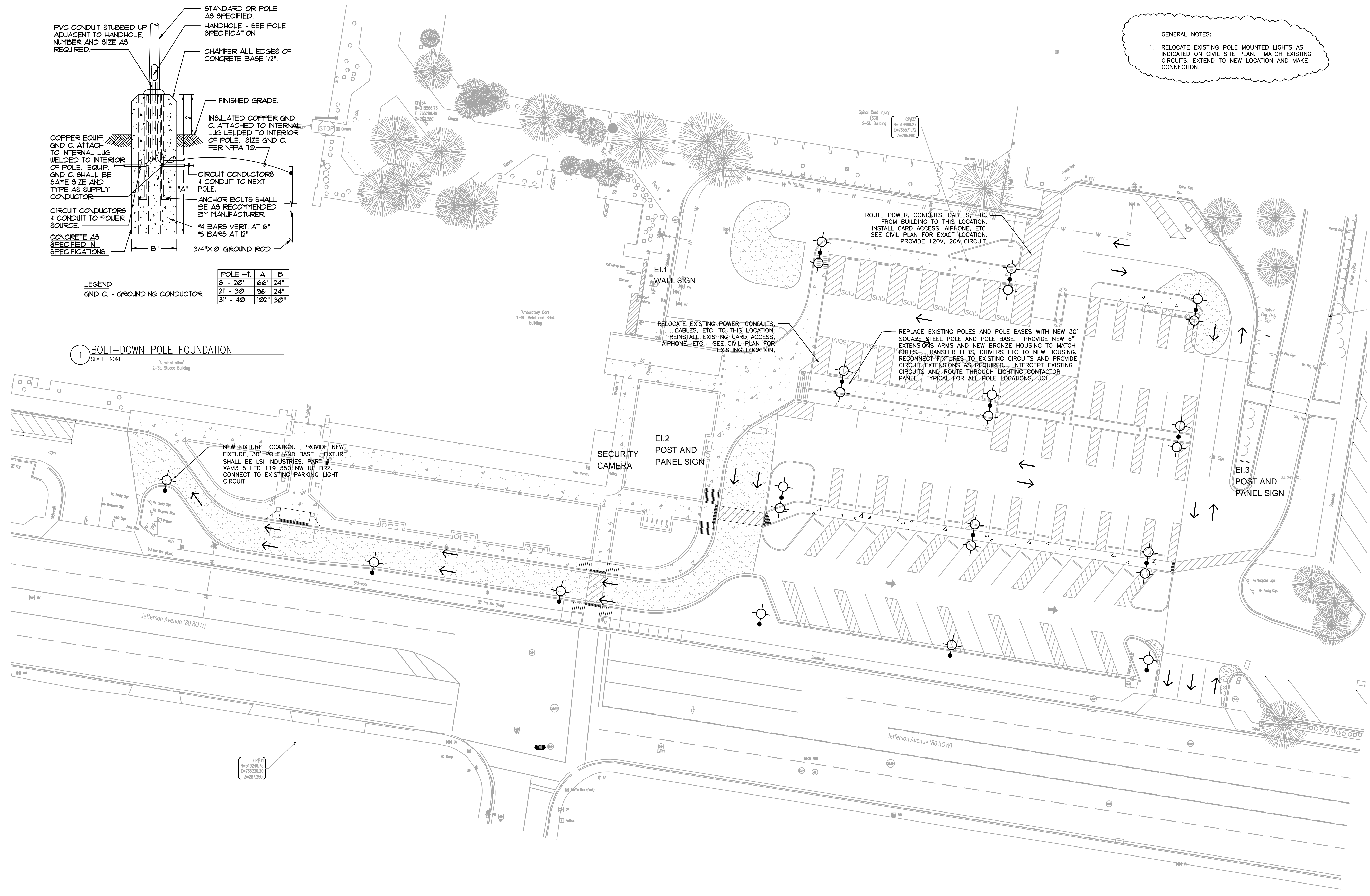
**GENERAL NOTES:**  
 1. RELOCATE EXISTING POLE MOUNTED LIGHTS AS INDICATED ON CIVIL SITE PLAN. MATCH EXISTING CIRCUITS. EXTEND TO NEW LOCATION AND MAKE CONNECTION.



POLE HT.	A	B
8' - 20'	66"	24"
21' - 30'	96"	24"
31' - 40'	102"	30"

**LEGEND**  
 GND C. - GROUNDING CONDUCTOR

**1 BOLT-DOWN POLE FOUNDATION**  
 SCALE: NONE



three inches = one foot  
 one and one half inches = one foot  
 one quarter inch = one foot  
 one half inch = one foot  
 three eighths inch = one foot  
 one eighth inch = one foot


FULLY SPRINKLERED

REVISIONS:	DATE:
1	11/22/2013
2	
3	
4	
5	
6	
7	
8	
9	
10	
11	
12	
13	
14	
15	
16	
17	
18	
19	
20	
21	
22	
23	
24	
25	
26	
27	
28	
29	
30	
31	
32	
33	
34	
35	
36	
37	
38	
39	
40	
41	
42	
43	
44	
45	
46	
47	
48	
49	
50	
51	
52	
53	
54	
55	
56	
57	
58	
59	
60	
61	
62	
63	
64	
65	
66	
67	
68	
69	
70	
71	
72	
73	
74	
75	
76	
77	
78	
79	
80	
81	
82	
83	
84	
85	
86	
87	
88	
89	
90	
91	
92	
93	
94	
95	
96	
97	
98	
99	
100	

**CONSULTANTS:**

**Allen & Hoshall**  
 since 1915  
 ENGINEERS

1661 INTERNATIONAL DRIVE  
 Memphis, Tennessee 38120  
 t 901.820.0820  
 f 901.683.10017  
 www.allenhoshall.com



**ARCHITECT/ENGINEERS:**

**brg3s architects**

11 W. Huling Avenue  
 Memphis, Tennessee 38103  
 t 901.260.9600  
 f 301.531.8042  
 w brg3s.com

**DRAWING TITLE:**  
 SITE PLAN - ELECTRICAL (SUPPLEMENTAL)

SCALE: 1"=20'

APPROVED PROJECT DIRECTOR:

**PROJECT TITLE:**  
 EXPAND EMERGENCY ROOM

**PROJECT NUMBER:**  
 61804

**BUILDING NUMBER:**  
 1A

**LOCATION:**  
 VAMC, Memphis, Tennessee

**DATE:**  
 May 31, 2012

**CHECKED:**  
 RTH

**DRAWN:**  
 MEB

**DRAWING NUMBER:**  
 ES101.1

DWG. OF