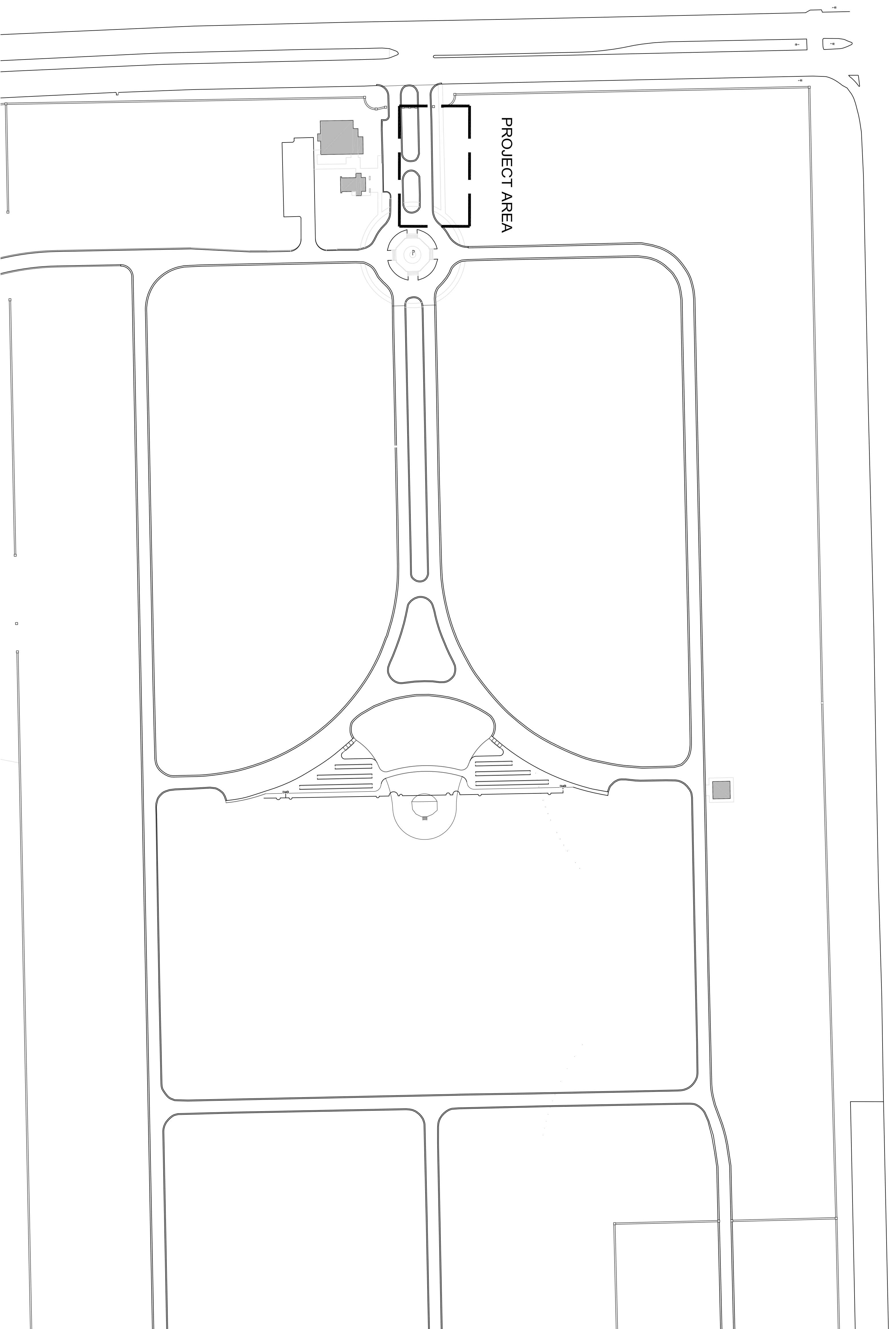


FORT BLISS NATIONAL CEMETERY

EL PASO, TEXAS

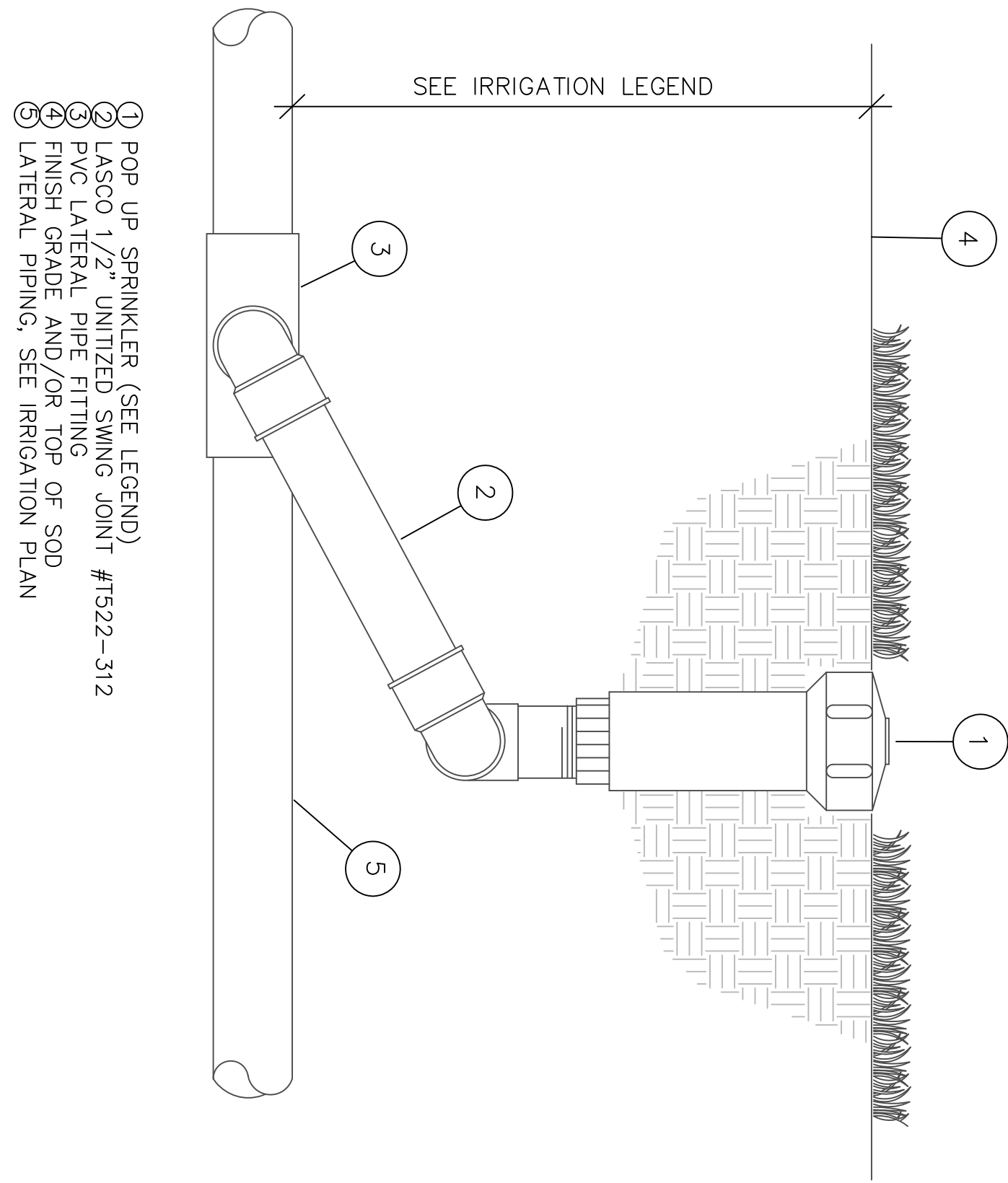
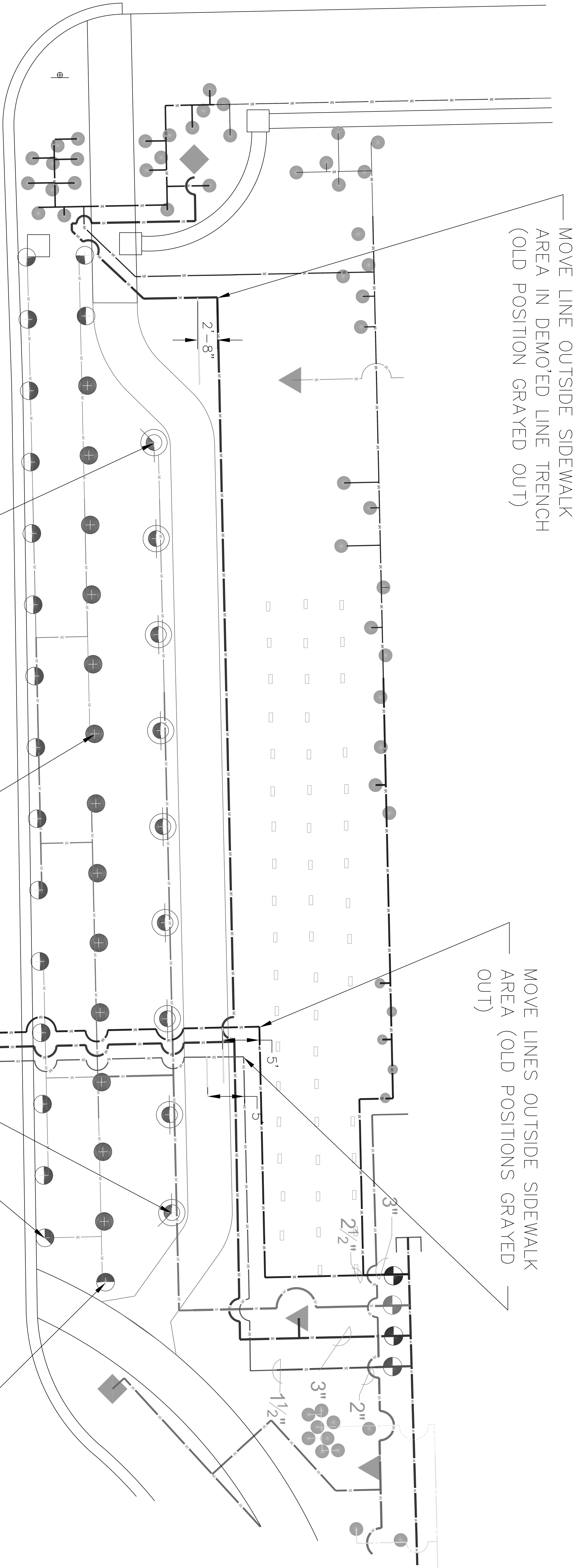
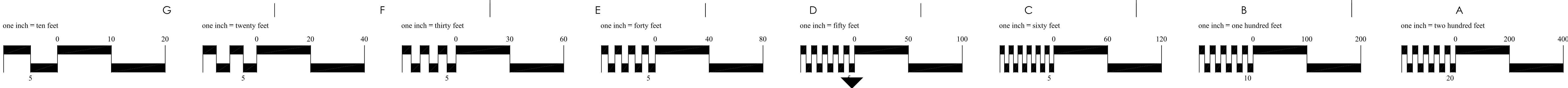
REPLACE ENTRANCE SIDEWALK



SHEET INDEX:


- X - 101 TITLE SHEET
D - 101 EXISTING CONDITIONS AND DEMO PLAN
L - 101 IRRIGATION PLAN & DETAILS
L - 102 SIDEWALK PLAN & DETAILS

Date 12/17/2013		Project Title REPLACE COVER SHEET & SHEET INDEX		Project Title REPLACE SIDEWALK		Date 12/17/2013	
Project No. 885-14-101		Building Number ****		Checked CFC		Project No. 885-14-101	
Approved: Division Chief		Approved: Service Director		Location FORT BLISS NATIONAL CEMETERY		DRAWING NO. X-101	
Dwg. 1 OF 4							

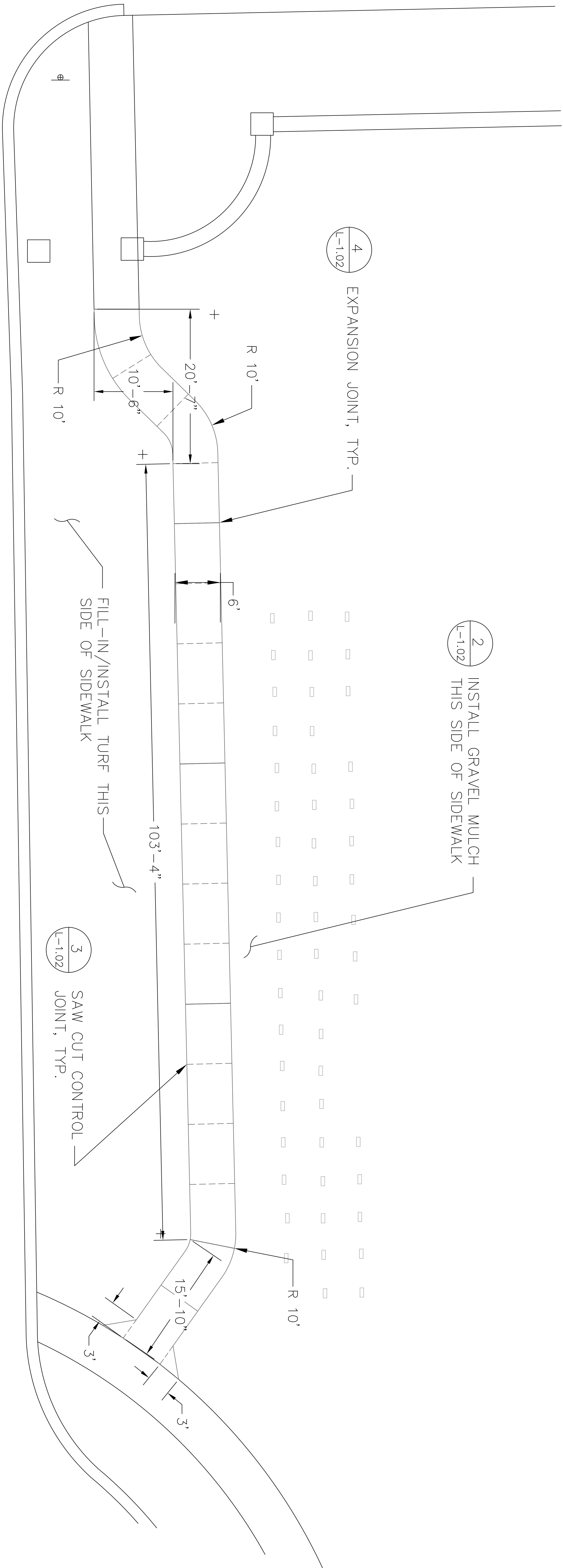
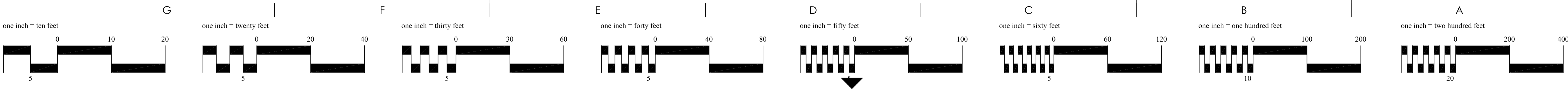


1 ADJUSTABLE SPRAY POP-UP ASSEMBLY
L-1.01 (NTS)

IRRIGATION LEGEND				
IRRIGATION LATERALS – PIPING SIZE AS SHOWN ON PLAN, SIZES 2 1/2" AND LARGER: CLASS 200, SOLVENT WELD PVC. SIZES 2" AND SMALLER: SCH. 40 SOLVENT WELD PVC. 18" DEPTH OF BURY				
EXISTING REMOTE CONTROL VALVE ASSEMBLY – TO REMAIN. RAIN BIRD PESB SERIES, 24-VOLT SOLENOID VALVES WITH MANUAL ACTIVATION, FLOW CONTROL & PRS-D SERIES PRESSURE REGULATOR.				
SOLVENT WELD CAP, SCH. 40 PVC, SIZE SAME AS PIPING				
PREVIOUS SPRINKLER HEAD LOCATIONS, APPROXIMATE				
FIXED SPRAY POP-UP SPRINKLER ASSEMBLIES, RAIN BIRD 1804-SAM-PRS, 4" POP-UP SERIES WITH FOLLOWING NOZZLES (INSTALL ODD ARCS AS REQUIRED).				
NOZZLE	RADIUS	GPM	PSI	PR
12Q (MPR SERIES)	12	0.65	30	1.74
12T (MPR SERIES)	12	0.87	30	1.74
12H (MPR SERIES)	12	1.30	30	1.74
12F (MPR SERIES)	12	2.60	30	1.74
15T (MPR SERIES)	15	1.23	30	1.58
15H (MPR SERIES)	15	1.85	30	1.58

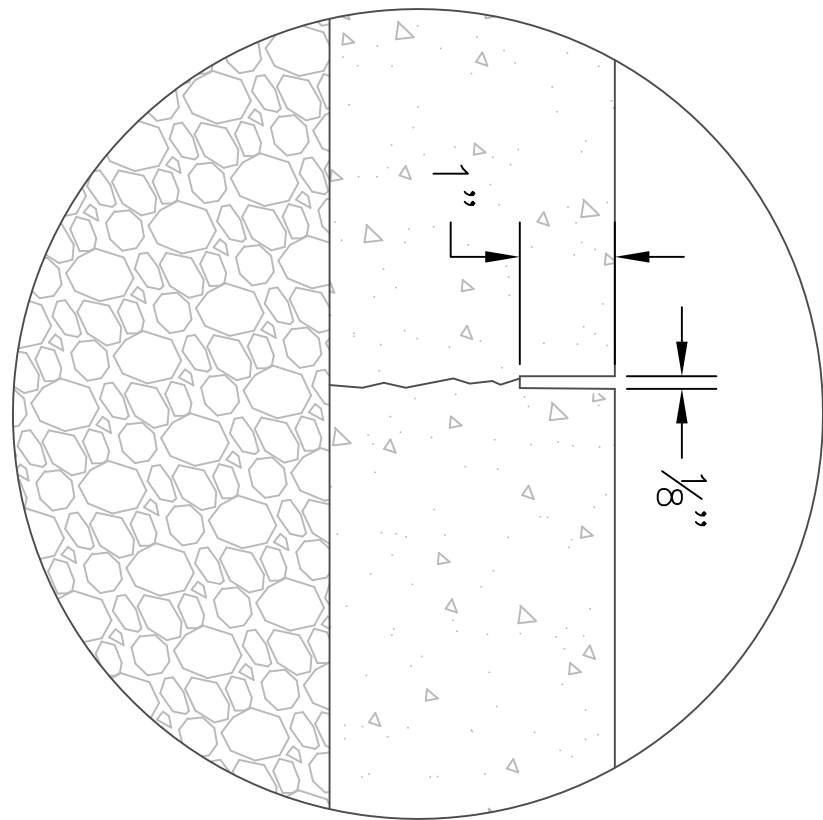


Drawing Title		Project Title		Date	
IRRIGATION PLAN		REPLACE SIDEWALK		12/17/2013	
Approved: Division Chief	Building Number	Checked	Drawn	Project No. 886-14-101	
Approved: Service Director	Location		CRC	DRAWING NO. L-101	
	FORT BLISS NATIONAL CEMETERY			Dwg. 3 OF 4	



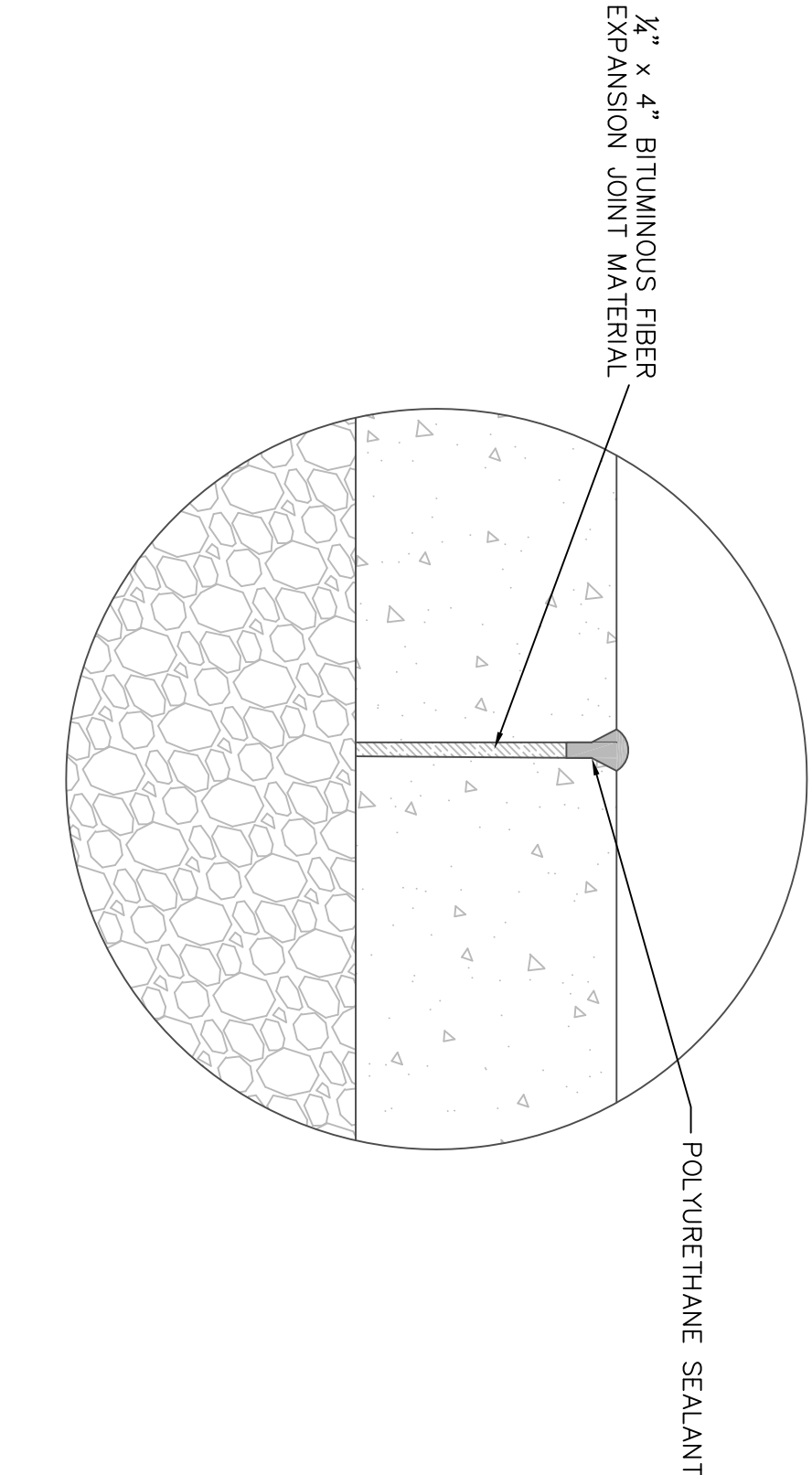
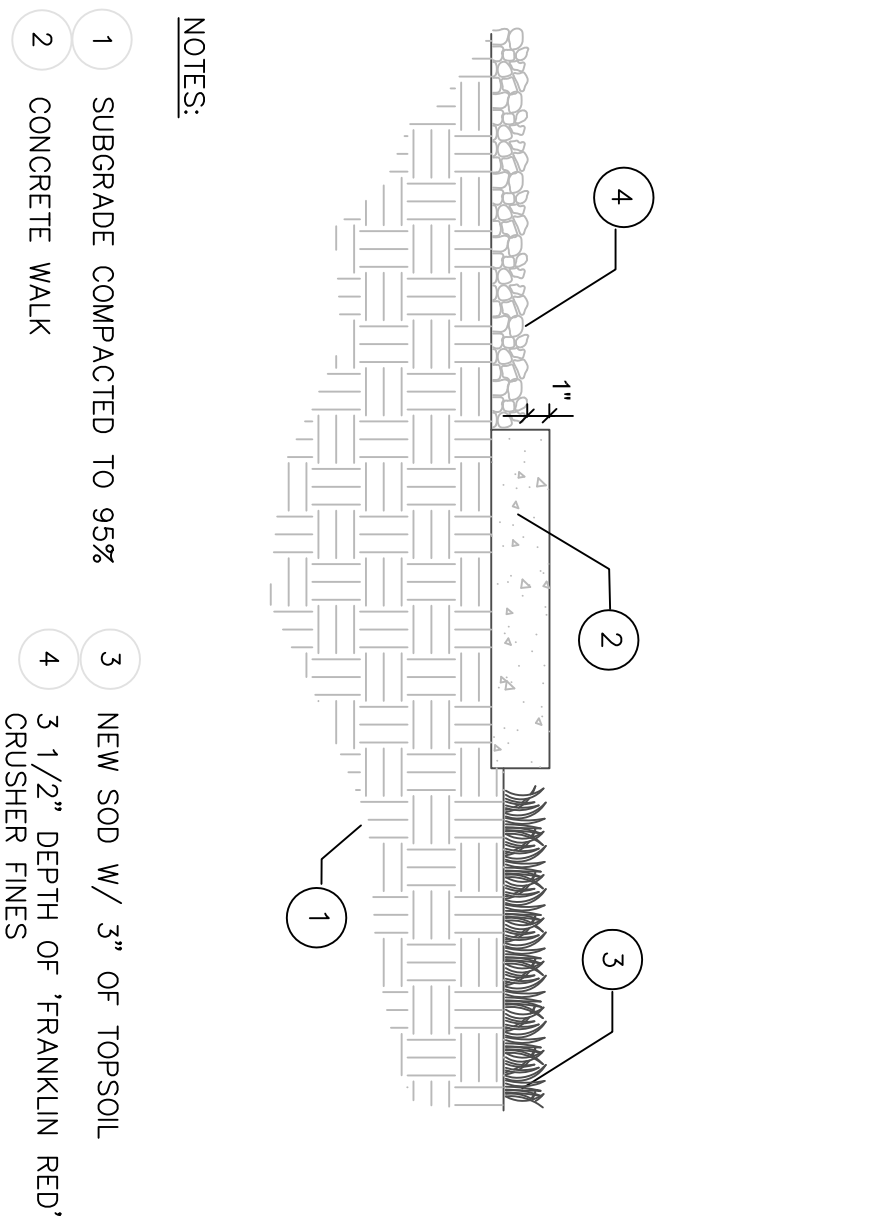
CONSTRUCTION NOTES:
1 CONSTRUCT CONTROL JOINTS AT 8' SPACING.
2 CONSTRUCT EXPANSION JOINTS AT 32' SPACING.
3 CONCRETE COLOR AS SPECIFIED.
4 INSTALL 5"x5" WIRE 2 PMS/2 PMS ON CHAIRS WITH 2" CLR. (TYP.)

4" THICK, 3,000 PSI CONG. WITH MEDIUM BROOK FINISH COLORED CONG. PER SPEC.
SEE NOTE 4
4" WIDE SIDEWALK
2% SLOPE
MIN. 4" AGGREGATE BASE COMPACTED TO 95% ASTM D1557



1 CONCRETE SIDEWALK – TYPE II (NTS)

3 SAW CUT CONSTRUCTION JOINT DETAIL (NTS)



2 GRAVEL MULCH ADJACENT TO WALK (NTS)

4 EXPANSION JOINT DETAIL (NTS)

NOTES:

- 1 SUBGRADE COMPACTED TO 95%
- 2 CONCRETE WALK
- 3 NEW SOD W/ 3" OF TOPSOIL
- 4 3 1/2" DEPTH OF FRANKLIN RED CRUSHER FINES

REVISIONS		DATE	
1		2	
3		4	
5		6	
7		8	
9			

Project Title SIDEWALK PLAN		Project Title REPLACE SIDEWALK		Date 12/17/2013	
Approved: Division Chief		Building Number		Project No. 886-14-101	
Approved: Service Director		Checked		Drawn CFC	
Location FORT BLISS NATIONAL CEMETERY		Location FORT BLISS NATIONAL CEMETERY		Drawing No. L-102	
				Dwg. 4 OF 4	

NATIONAL CEMETERY ADMINISTRATION