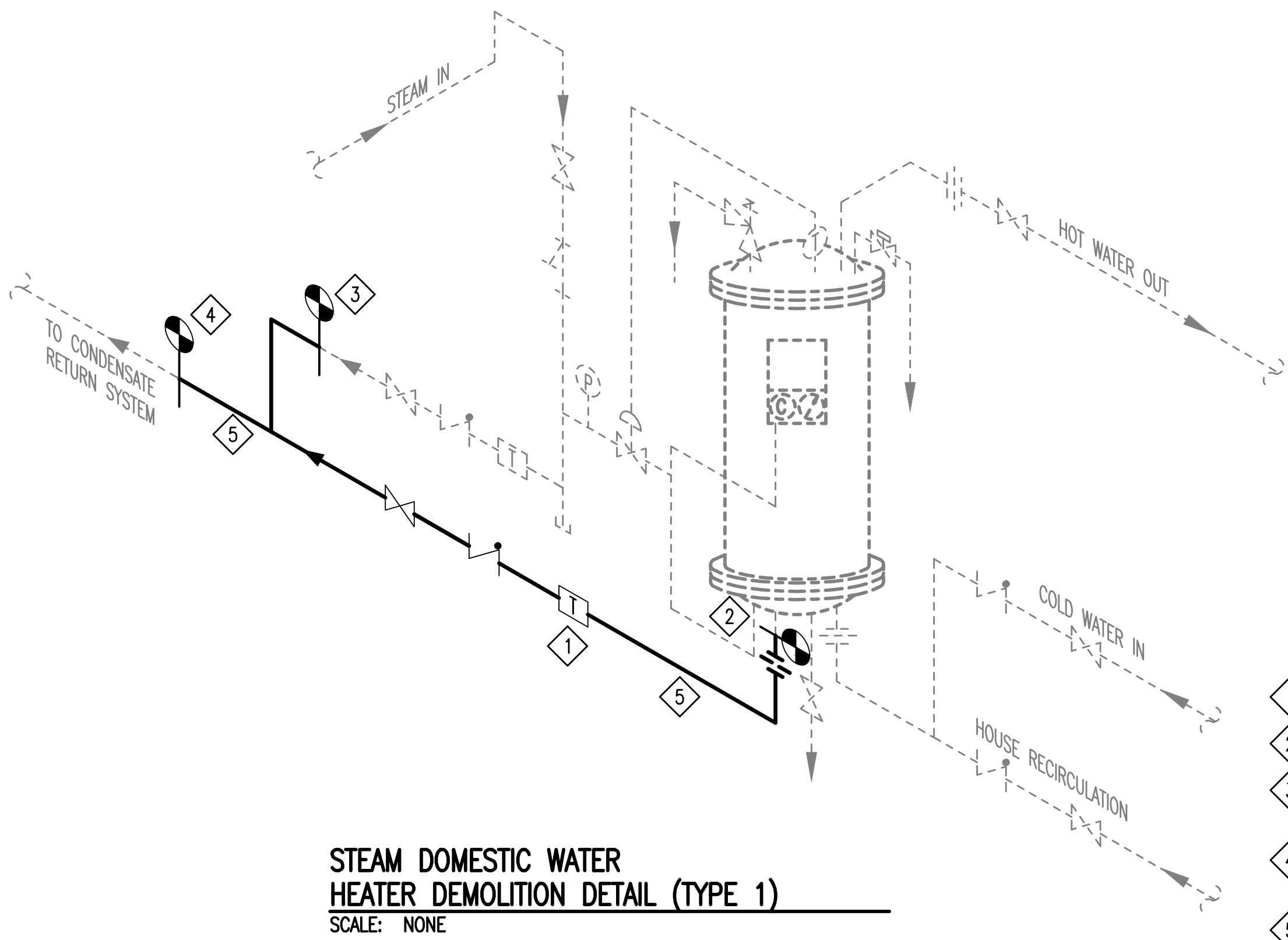
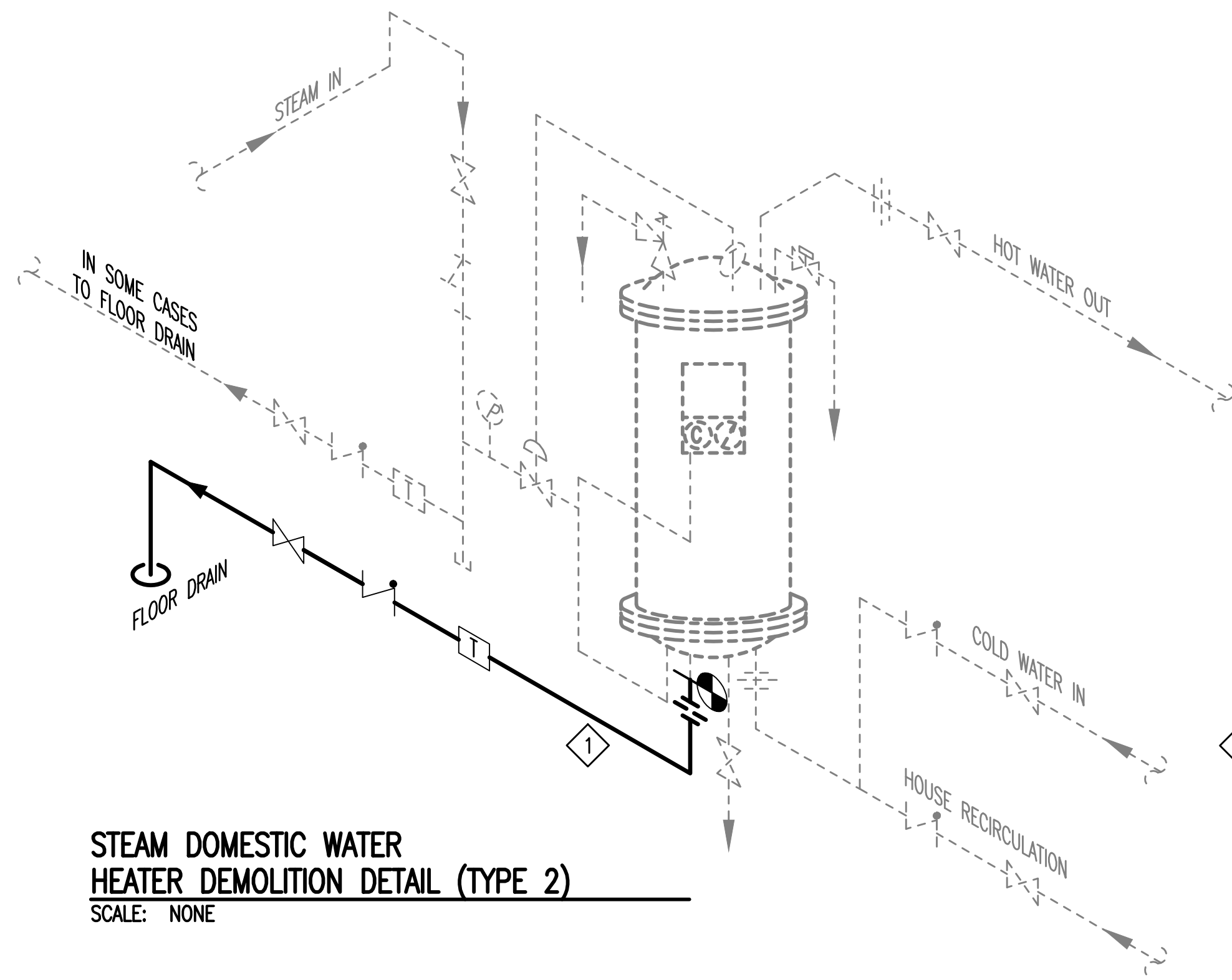


three inches = one foot  
one and one-half inches = one foot  
one inch = one foot  
three-quarters inch = one foot  
one-half inch = one foot  
three-eighths inch = one foot  
one-quarter inch = one foot  
one-eighth inch = one foot



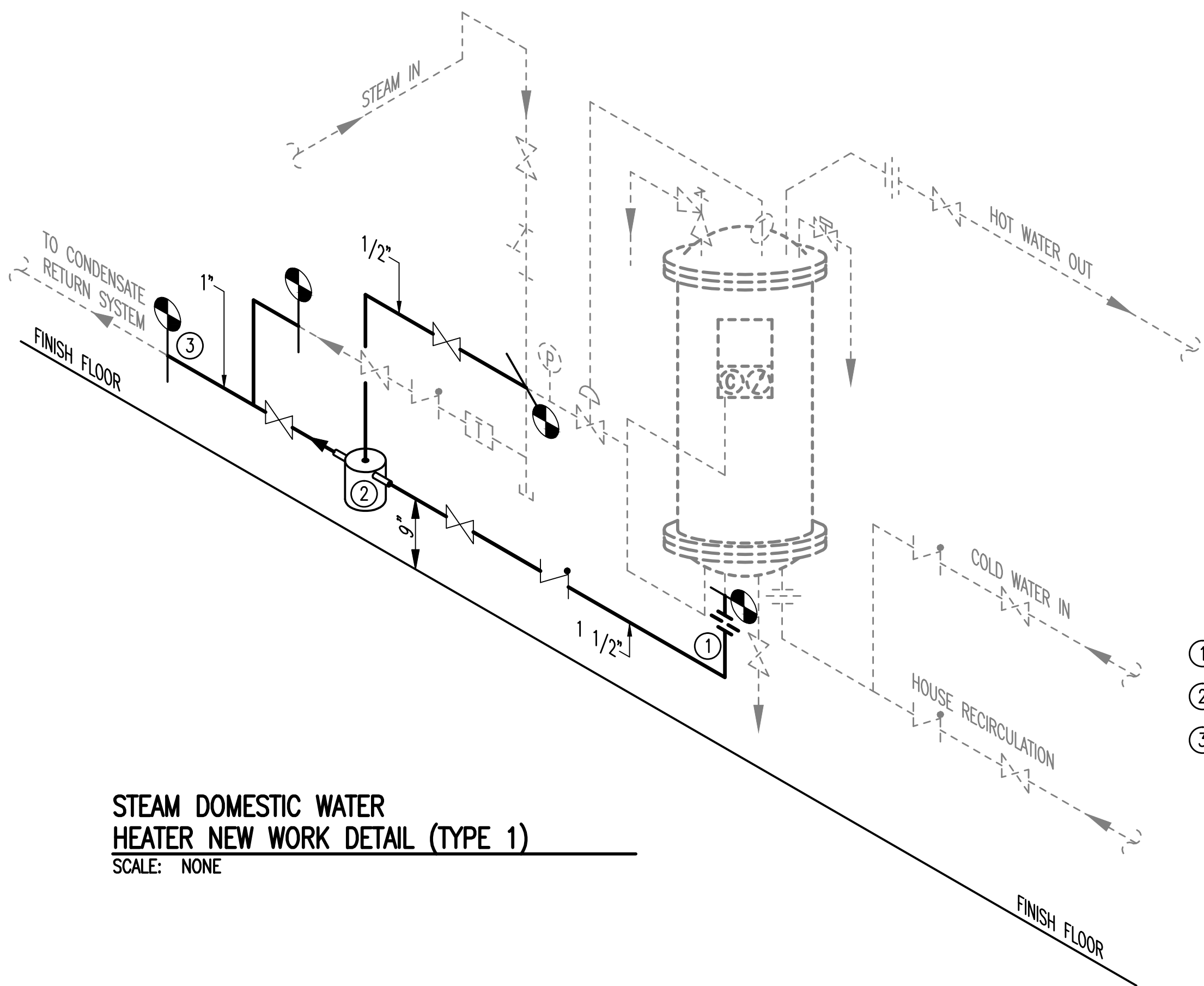
STEAM DOMESTIC WATER  
HEATER DEMOLITION DETAIL (TYPE 1)  
SCALE: NONE

- LEGEND
- |  |                                |
|--|--------------------------------|
|  | STRAINER                       |
|  | STOP VALVE                     |
|  | CHECK VALVE                    |
|  | CONTROL VALVE                  |
|  | RELIEF VALVE                   |
|  | DRAIN VALVE                    |
|  | UNION                          |
|  | UNION ORIFICE                  |
|  | THERMAL ELEMENT                |
|  | PRESSURE GAUGE                 |
|  | TEMPERATURE GAUGE              |
|  | COMPOUND PRESSURE GAUGE        |
|  | OVER-TEMP SOLENOID             |
|  | STEAM TRAP                     |
|  | PIPING/EQUIPMENT TO BE REMOVED |
|  | PIPING/EQUIPMENT TO REMAIN     |
- NOTES:  
(THIS DETAIL ONLY)
- VARIES. SOME UNITS HAVE A TRAP OTHERS DO NOT.
  - DISCONNECT CONDENSATE PIPING FROM WATER HEATER.
  - DISCONNECT CONDENSATE PIPING FROM END OF MAIN DRIP STATION.
  - DISCONNECT CONDENSATE PIPING FROM CONDENSATE RETURN SYSTEM.
  - REMOVE DISCONNECTED PIPING.



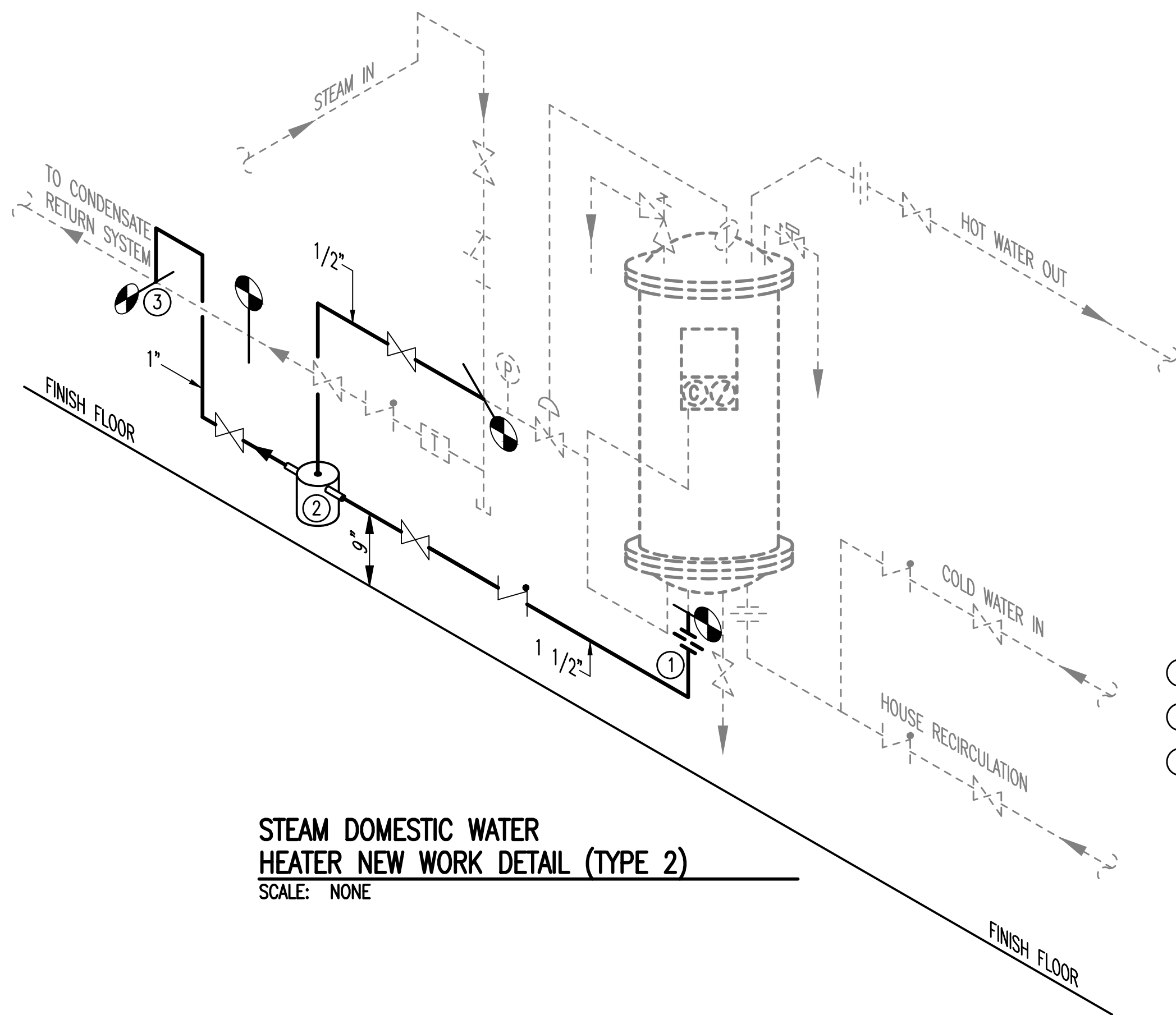
STEAM DOMESTIC WATER  
HEATER DEMOLITION DETAIL (TYPE 2)  
SCALE: NONE

- LEGEND
- |  |                                |
|--|--------------------------------|
|  | STRAINER                       |
|  | STOP VALVE                     |
|  | CHECK VALVE                    |
|  | CONTROL VALVE                  |
|  | RELIEF VALVE                   |
|  | DRAIN VALVE                    |
|  | UNION                          |
|  | UNION ORIFICE                  |
|  | THERMAL ELEMENT                |
|  | PRESSURE GAUGE                 |
|  | TEMPERATURE GAUGE              |
|  | COMPOUND PRESSURE GAUGE        |
|  | OVER-TEMP SOLENOID             |
|  | STEAM TRAP                     |
|  | PIPING/EQUIPMENT TO BE REMOVED |
|  | PIPING/EQUIPMENT TO REMAIN     |
- NOTES:  
(THIS DETAIL ONLY)
- DISCONNECT AND REMOVE WATER HEATER CONDENSATE DRAIN PIPING BETWEEN WATER HEATER AND FLOOR DRAIN.



STEAM DOMESTIC WATER  
HEATER NEW WORK DETAIL (TYPE 1)  
SCALE: NONE

- LEGEND
- |  |                            |
|--|----------------------------|
|  | STRAINER                   |
|  | STOP VALVE                 |
|  | CHECK VALVE                |
|  | CONTROL VALVE              |
|  | RELIEF VALVE               |
|  | DRAIN VALVE                |
|  | UNION                      |
|  | UNION ORIFICE              |
|  | THERMAL ELEMENT            |
|  | PRESSURE GAUGE             |
|  | TEMPERATURE GAUGE          |
|  | COMPOUND PRESSURE GAUGE    |
|  | OVER-TEMP SOLENOID         |
|  | STEAM TRAP                 |
|  | NEW PIPING/EQUIPMENT       |
|  | PIPING/EQUIPMENT TO REMAIN |
- NOTES:  
(THIS DETAIL ONLY)
- NEW 3/4" STEAM CONDENSATE PIPING.
  - PRESSURE POWERED PUMP AS SCHEDULED.
  - CONNECT TO EXISTING CONDENSATE RETURN SYSTEM. SEE FLOOR PLAN.




STEAM DOMESTIC WATER  
HEATER NEW WORK DETAIL (TYPE 2)  
SCALE: NONE

- LEGEND
- |  |                            |
|--|----------------------------|
|  | STRAINER                   |
|  | STOP VALVE                 |
|  | CHECK VALVE                |
|  | CONTROL VALVE              |
|  | RELIEF VALVE               |
|  | DRAIN VALVE                |
|  | UNION                      |
|  | UNION ORIFICE              |
|  | THERMAL ELEMENT            |
|  | PRESSURE GAUGE             |
|  | TEMPERATURE GAUGE          |
|  | COMPOUND PRESSURE GAUGE    |
|  | OVER-TEMP SOLENOID         |
|  | STEAM TRAP                 |
|  | NEW PIPING/EQUIPMENT       |
|  | PIPING/EQUIPMENT TO REMAIN |
- NOTES:  
(THIS DETAIL ONLY)
- NEW 3/4" STEAM CONDENSATE PIPING.
  - PRESSURE POWERED PUMP AS SCHEDULED.
  - CONNECT TO EXISTING CONDENSATE RETURN SYSTEM. SEE FLOOR PLAN.

Revisions	Date

**AES**  
APPLIED ENGINEERING  
SOLUTIONS  
440 Martin Luther King, Jr. Blvd., Suite 401  
Macon, Georgia 31201  
(478) 314-1270  
www.aes-pe.com

KEY PLAN  
SCALE: NONE



Drawing Title  
STEAM FIRE DOMESTIC WATER  
HEATER DEMOLITION AND  
NEW WORK DETAILS  
FINAL SUBMITTAL

Project Title  
STEAM AND CONDENSATE  
PIPING SYSTEM STUDY  
Building Number  
Checked  
CAMEJO  
Drawn  
WILLIAMSON  
Location  
CARL VINSON VA MEDICAL CENTER  
DUBLIN, GEORGIA

Date  
JUNE 22, 2012  
Project No.  
557-10-109  
Drawing No.  
I-1.04  
Dwg. 4 Of 87

Veterans  
Administration