

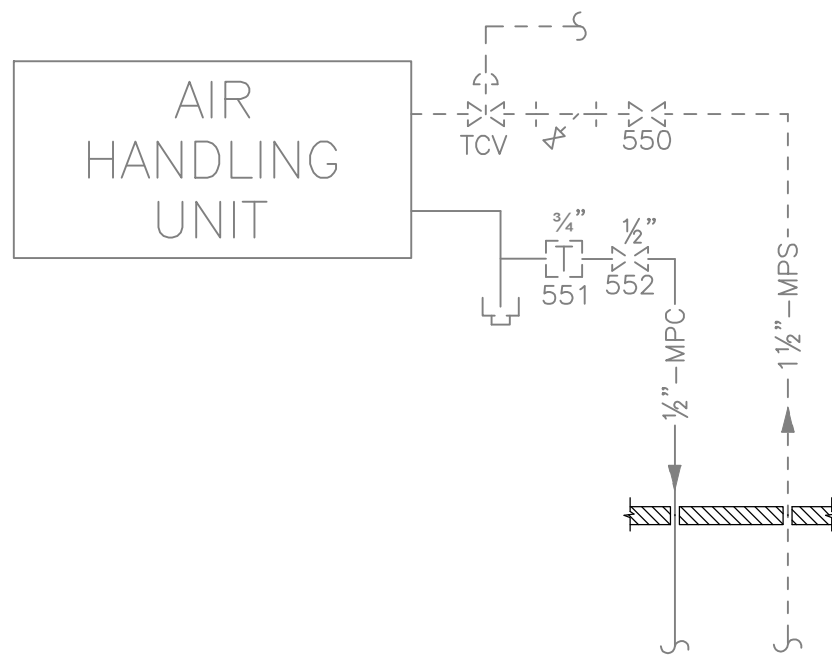
three inches = one foot
one and one-half inches = one foot
one inch = one foot
three-quarters inch = one foot
one-half inch = one foot
three-eighths inch = one foot
one-quarter inch = one foot
one-eighth inch = one foot

A
B
C
D
E
F
G

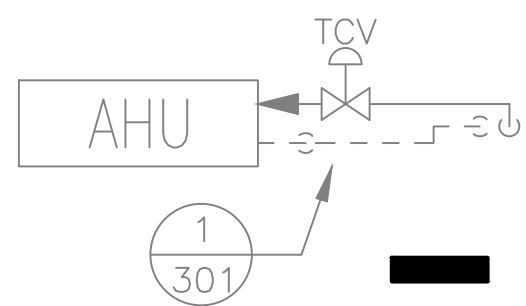
NOTES:

(THIS SHEET ONLY)

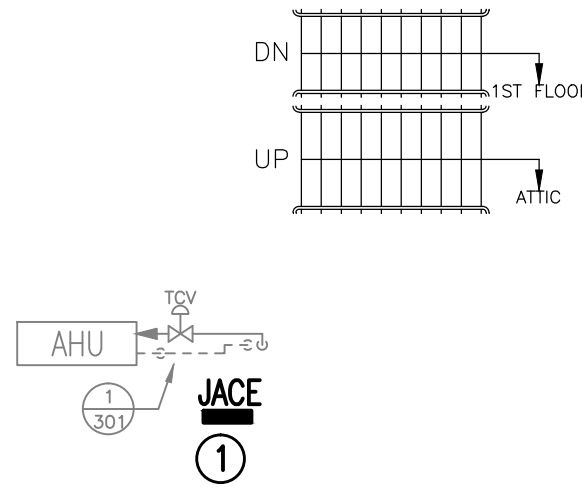
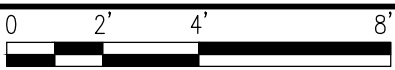
- ① LOCATION OF JACE PANEL NEAREST TO BUILDING 3. USE THIS TO CONTROL NEW STEAM VALVE SHOWN ON SHEET 03-G-401.



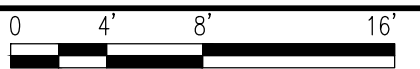
PROCESS FLOW DIAGRAM AND DETAIL NO. 1
SCALE: NONE



AHU ENLARGED
SCALE: 1/4" = 1'-0"




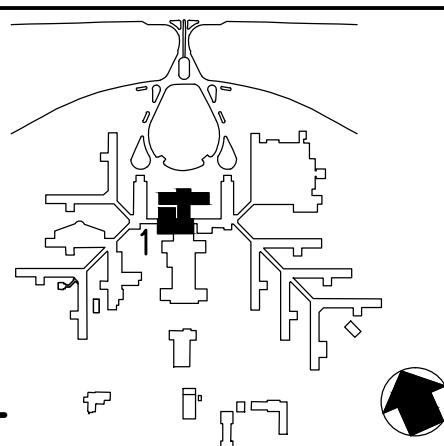
ATTIC FLOOR PLAN
SCALE: 1/8" = 1'-0"



Revisions	Date

AES
APPLIED ENGINEERING
SOLUTIONS
440 Martin Luther King, Jr. Blvd., Suite 401
Macon, Georgia 31201
(478) 314-1270
www.aes-pe.com

KEY PLAN
SCALE: NONE



Drawing Title
ATTIC FLOOR PLAN
FINAL SUBMITTAL

Project Title
STEAM AND CONDENSATE PIPING SYSTEM STUDY
Building Number
1
Location
CARL VINSON VA MEDICAL CENTER DUBLIN, GEORGIA

Date
JUNE 22, 2012
Project No.
557-10-109
Drawing No.
01-G-301
Dwg. 10 Of 87

Veterans
Administration