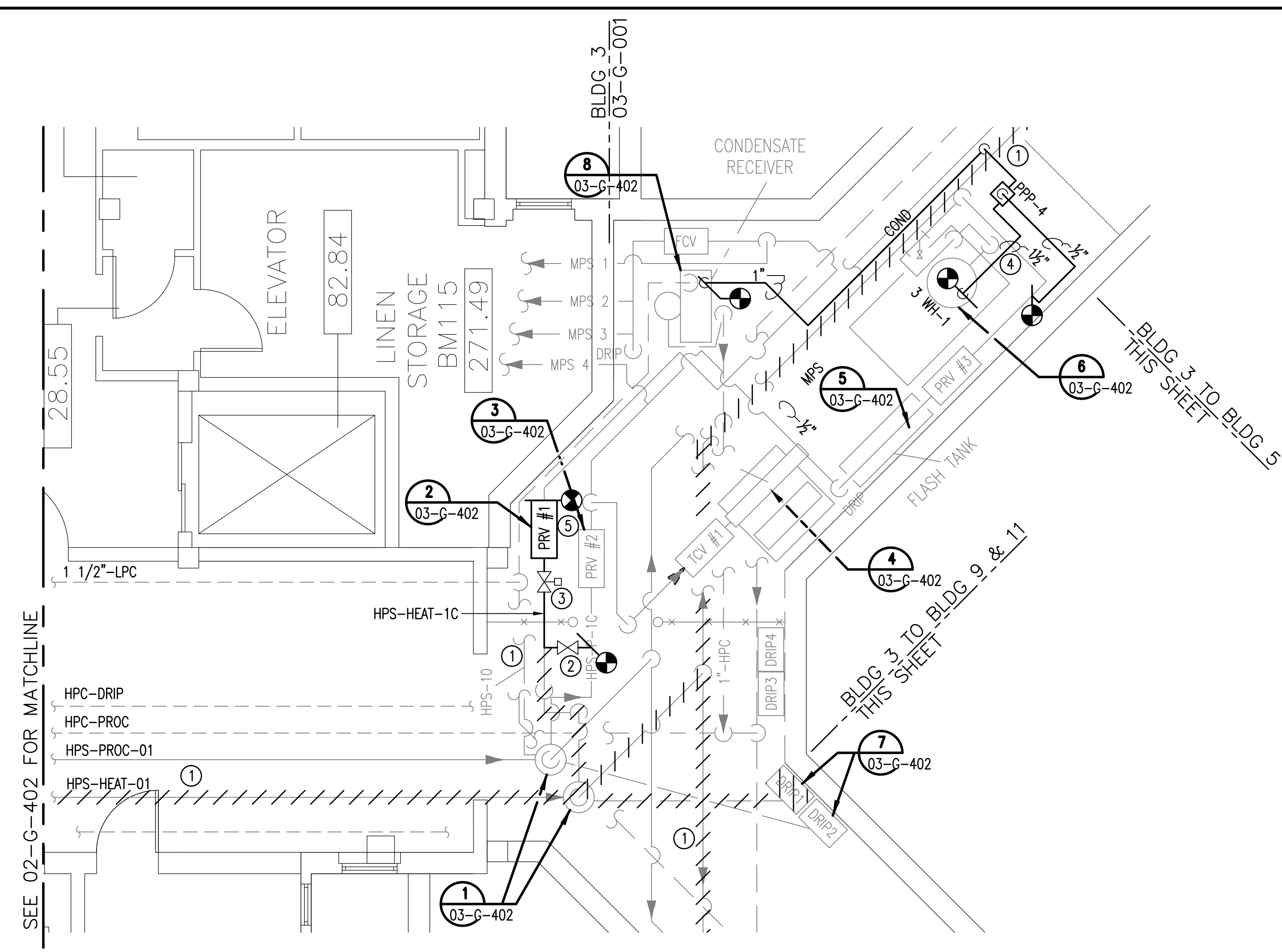
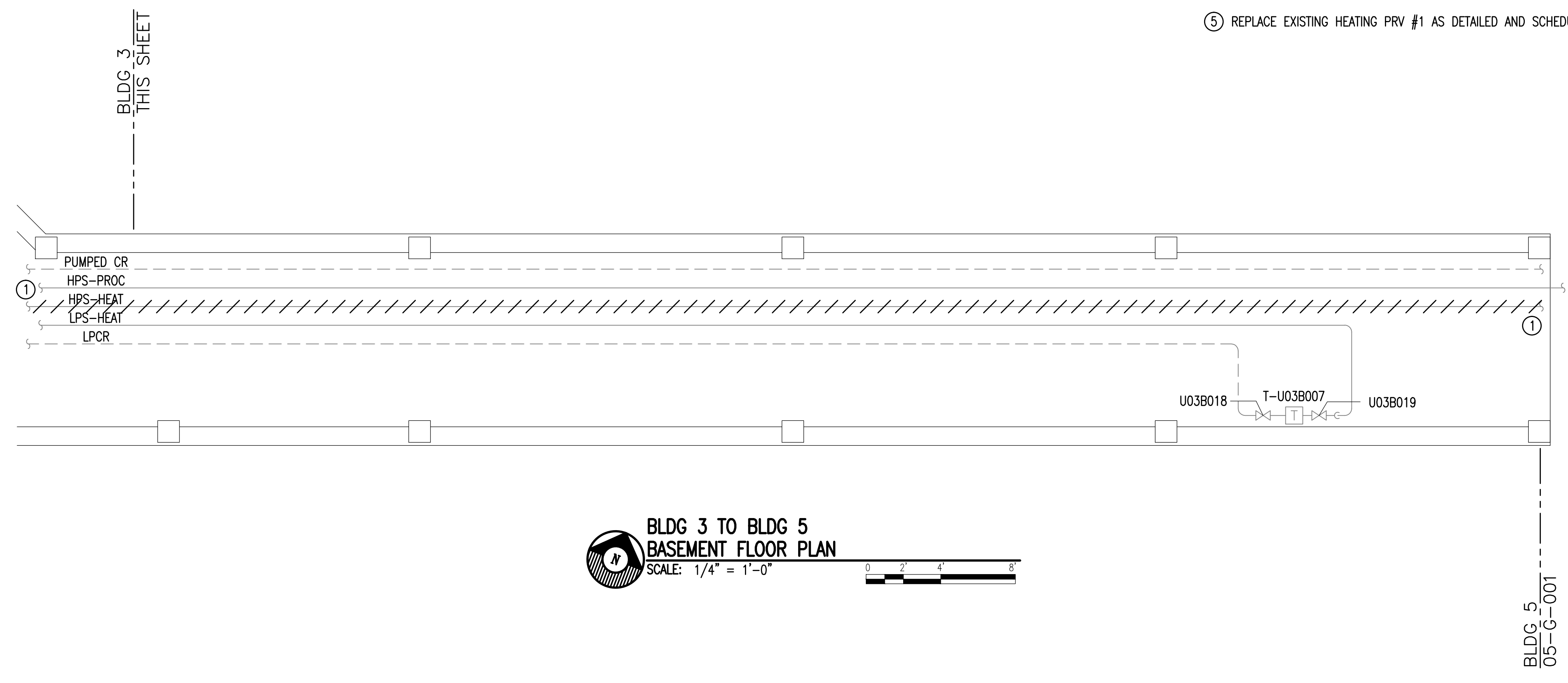


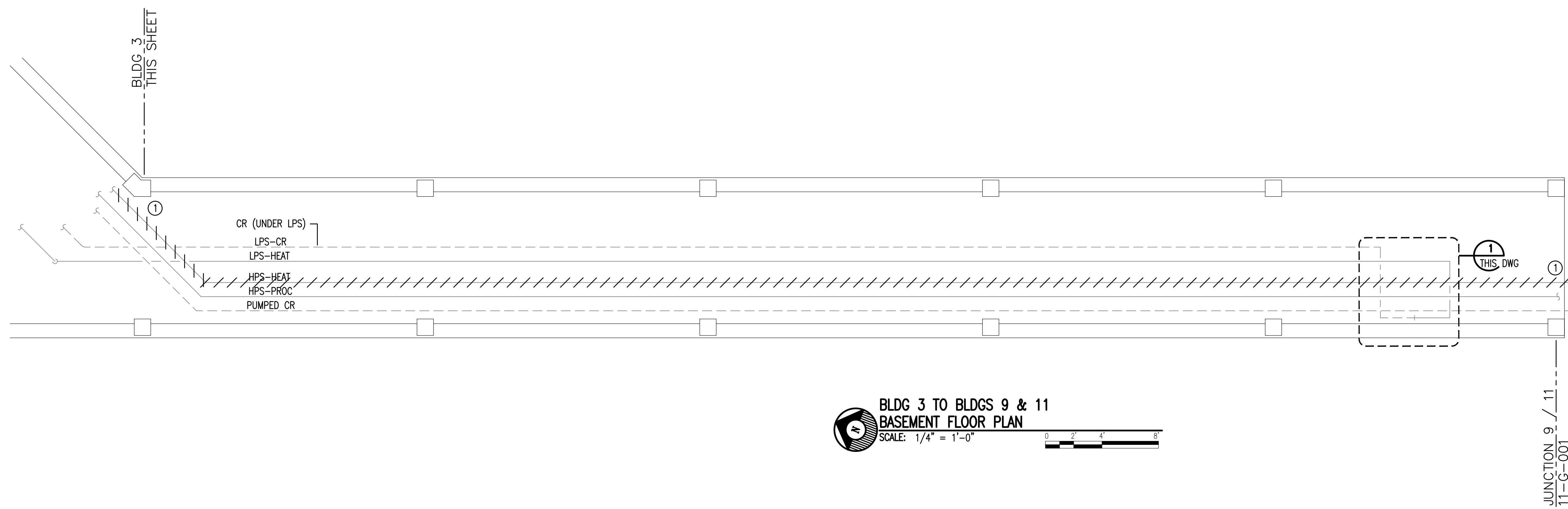
A three inches = one foot
B one and one-half inches = one foot
C one inch = one foot
D three-quarters inch = one foot
E one-half inch = one foot
F three-eighths inch = one foot
G one-quarter inch = one foot
H one-eighth inch = one foot



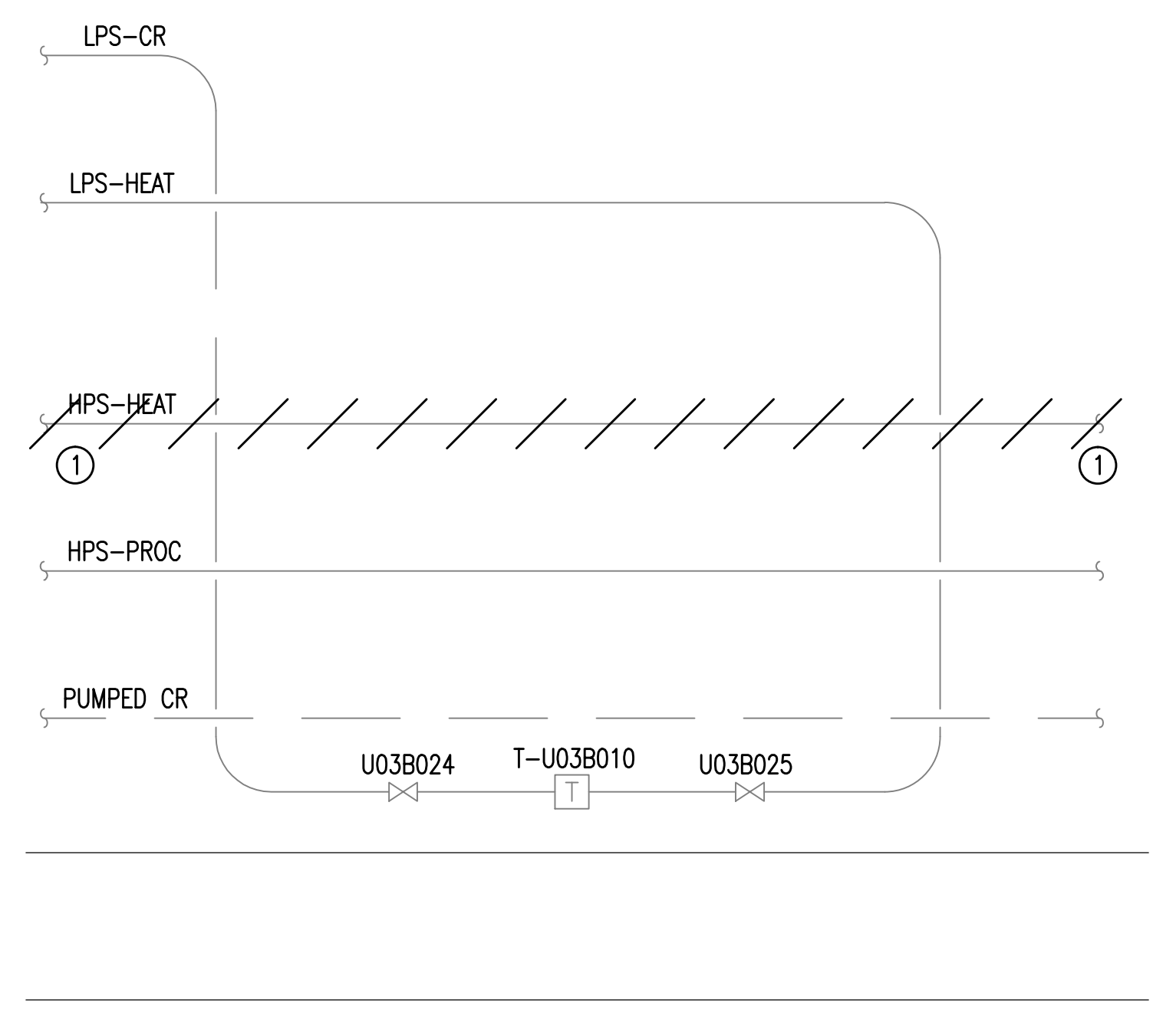
**BUILDING 3
BASEMENT ENLARGED FLOOR PLAN**
SCALE: 1/4" = 1'-0"



**BLDG 3 TO BLDG 5
BASEMENT FLOOR PLAN**
SCALE: 1/4" = 1'-0"



**BLDG 3 TO BLDGS 9 & 11
BASEMENT FLOOR PLAN**
SCALE: 1/4" = 1'-0"




DETAIL 1
SCALE: NONE


- NOTES:**
(THIS SHEET ONLY)
- 1 REMOVE AND HAUL AWAY IN ITS ENTIRETY HPS HEATING STEAM PIPING. TURN OVER TO VA COTR ALL VALVES AND STEAM TRAP TAGS THAT ARE NOT REUSED.
 - 2 PROVIDE NEW 1/2" CROSS OVER PIPE AND VALVE FROM HPS-PROC TO PRV #1. SEE SCHEMATIC NEXT SHEET.
 - 3 PROVIDE AUTOMATIC ELECTRIC ACTUATED NORMALLY CLOSED 1/2" VALVE AND CONNECT TO TRIDIUM CONTROL SYSTEM WHEN OUTSIDE AIR TEMPERATURE IS BELOW 55°F FOR 5 MINUTES OR LONGER. REUSE VALVE TAG 3235. SEE SCHEMATIC NEXT SHEET.
 - 4 PROVIDE INDICATED AUTOMATIC PUMP TRAP AS SCHEDULED. SEE DETAILS (TYPE 2) ON SHEET 11.04.
 - 5 REPLACE EXISTING HEATING PRV #1 AS DETAILED AND SCHEDULED.

Revisions	Date

AES
**APPLIED ENGINEERING
SOLUTIONS**
440 Martin Luther King, Jr. Blvd., Suite 401
Macon, Georgia 31201
(478) 314-1270
www.aes-pe.com



KEY PLAN
SCALE: NONE



Drawing Title
**BASEMENT FLOOR PLAN
AND DETAILS**
FINAL SUBMITTAL

Project Title
**STEAM AND CONDENSATE
PIPING SYSTEM STUDY**

Building Number 3	Checked	Drawn
Location CARL VINSON VA MEDICAL CENTER DUBLIN, GEORGIA		

Date
JUNE 22, 2012

Project No.
557-10-109

DRAWING NO.
03-G-401
Dwg. 24 of 87

**Veterans
Administration**