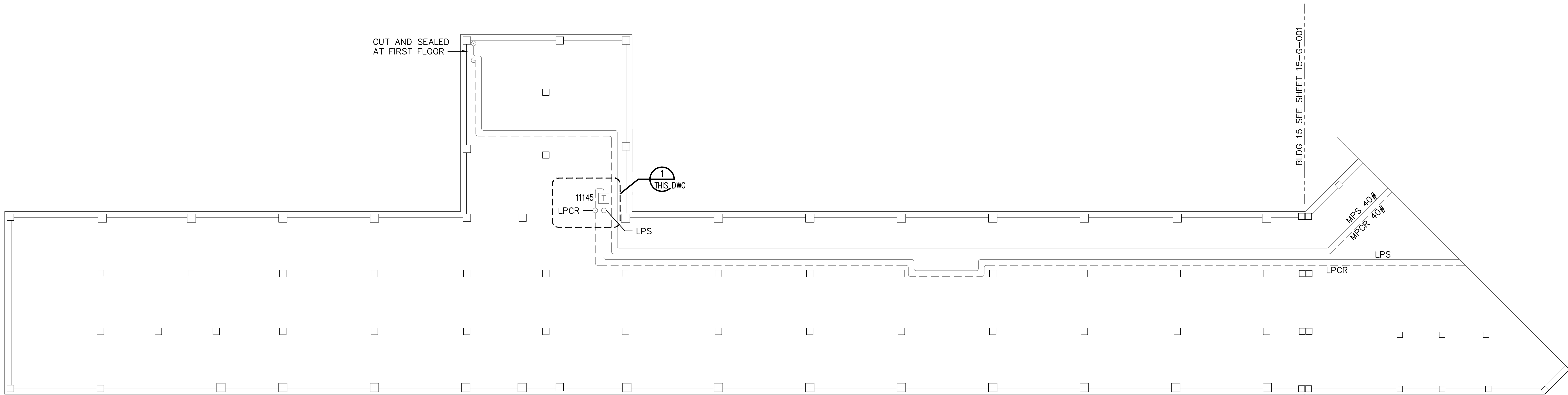


three inches = one foot  
one and one-half inches = one foot  
one inch = one foot  
three-quarters inch = one foot  
one-half inch = one foot  
three-eighths inch = one foot  
one-quarter inch = one foot  
one-eighth inch = one foot

A  
B  
C  
D  
E  
F  
G

DRAWING NOTES:  
A. NO WORK REQUIRED THIS AREA. SHEET INCLUDED FOR COMPLETENESS OF RECORD DRAWINGS.



CUT AND SEALED AT FIRST FLOOR

1 THIS DWG

11145

LPCR

LPS

MPS 40#

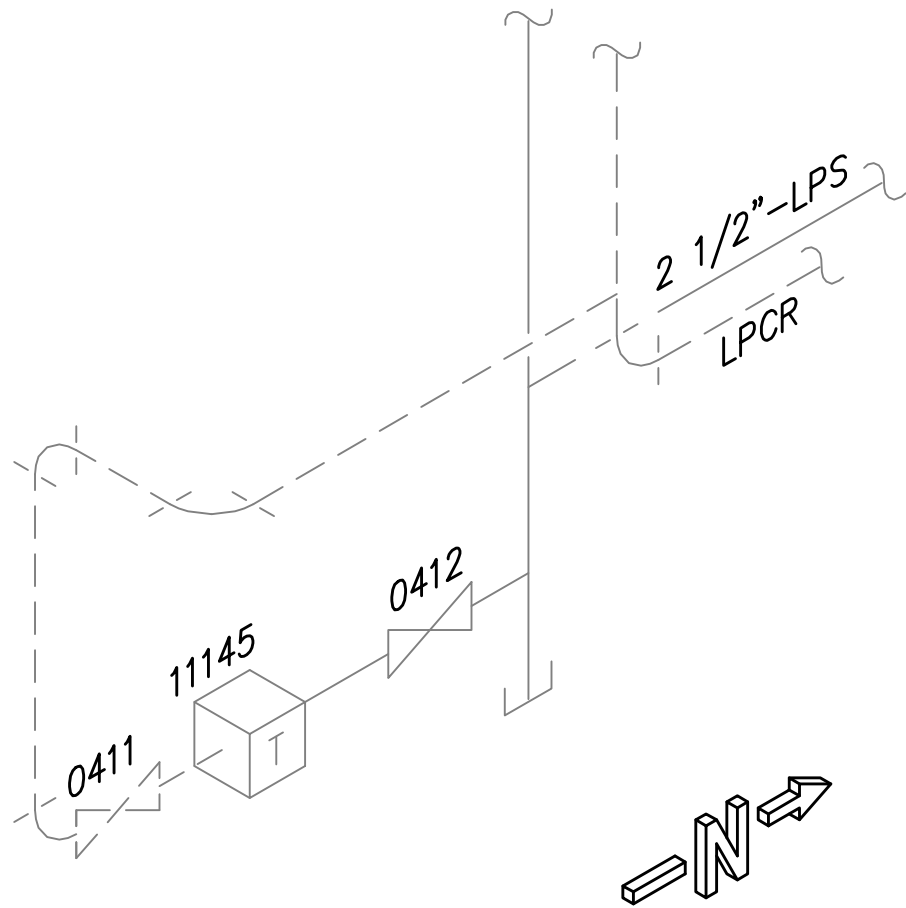
MPCR 40#

LPS

LPCR

BLDG 15 SEE SHEET 15-G-001

BUILDING 13  
BASEMENT PLAN  
SCALE: 1/8" = 1'-0"




DETAIL 1 ISO  
SCALE: NONE

Revisions	Date

**AES**  
APPLIED ENGINEERING SOLUTIONS  
440 Martin Luther King, Jr. Blvd., Suite 401  
Macon, Georgia 31201  
(478) 314-1270  
www.aes-pe.com

KEY PLAN  
SCALE: NONE



Drawing Title
BASEMENT PLAN AND DETAIL
FINAL SUBMITTAL

Project Title
STEAM AND CONDENSATE PIPING SYSTEM STUDY
Building Number
13
Location
CARL VINSON VA MEDICAL CENTER DUBLIN, GEORGIA

Date
JUNE 22, 2012
Project No.
557-10-109
Drawing No.
13-G-001
Dwg. 66 Of 87

Veterans Administration