

Septic Tank Detail

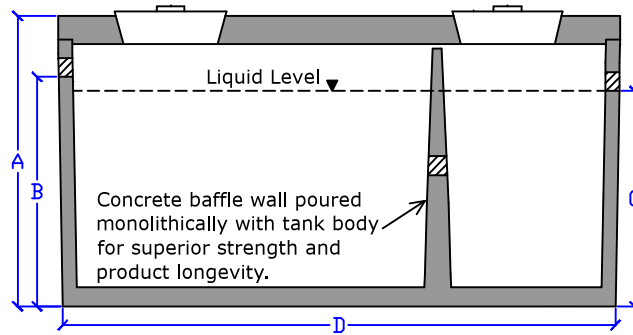


Dimension Legend

- A** - Tank height
- B** - Bottom of tank to inlet invert
- C** - Bottom of tank to outlet invert
- D** - Tank length

Finished Grade

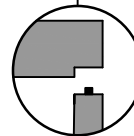
Lids can be removed to access tank tee.



ASTM C-923 compliant pipe boot for inlet and outlet

Concrete baffle wall poured monolithically with tank body for superior strength and product longevity.

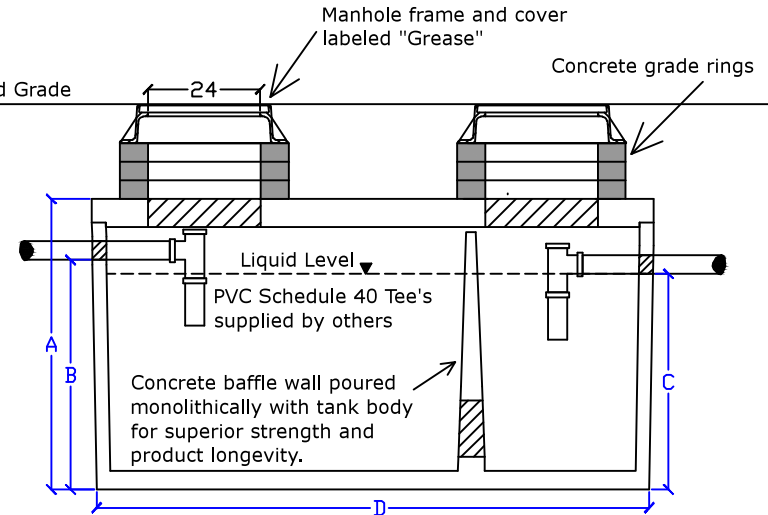
Butyl Sealant:
ASTM-C-990 Compliant



	Tank Volume (gal.)	A (in.)	B (in.)	C (in.)	D (in.)	Width (in.)
Residential	750 Residential	53.25	42.75	40.25	107	56
	900 Super Lowboy	43.5	34	32	126	66
	1000 Lowboy	50	41	38	126	66
	1000 (2-piece mid-seam)	63	52.25	50	107	56
	1000 (1-piece top seam)	60	49	46	120	60
	1250	53	42.5	40.5	142	70
	1500	60	49	46	142	70
Residential/Commercial	1500 Super Lowboy	47	36.5	35	180	78
	1000 H-20 Traffic Rated	58	45	42	132	72
	2100	67	52	48	180	78
	1500 H-20 Traffic Rated	77.5	62	59	132	72
	2000 H-20 Traffic Rated	95.75	79	76	132	72
	2500	72	59	57	180	78
	2500 H-20 Traffic Rated	101.5	87.5	84.5	132	72
	3000	82	69	66	180	78
	3500	91	78	75	180	78
	4000	101	88	85	180	78
	4500	111	98	95	180	78
	5000	122	107	104	180	78

Grease Trap Detail

Finished Grade



Concrete baffle wall poured monolithically with tank body for superior strength and product longevity.

	Tank Volume (gal.)	A (in.)	B (in.)	C (in.)	D (in.)	Width (in.)
Top Seam	900 Lowboy	48	36	33	126	66
	1000 Lowboy	51	39	36	126	66
	1000	62	49	46	120	60
	1000 H-20 Traffic Rated	58	45	42	132	72
	1250	55	42.5	39.5	142	70
	1500	63	49	46	142	70
	2100	67	51	48	180	78
Mid-Seam	1500 H-20 Traffic Rated	77.5	62	59	132	72
	2000 H-20 Traffic Rated	95.75	79	76	132	72
	2500	72	59	56	180	78
	2500 H-20 Traffic Rated	101.5	87.5	84.5	132	72
	3000	82	69	66	180	78
	3500	91	78	75	180	78
	4000	101	88	85	180	78
	4500	111	98	95	180	78
	5000	122	107	104	180	78

Manufactured by:

C.R. Barger & Sons, Inc.
123 Pawnook Farm Road
Lenoir City TN 37771
Phone 865.270.8080 Fax 865.270.8079
www.BargerAndSons.com

General Notes:

All vertical measurements are accurate within ± 1 inch on the tank. The lids can be moved and resized if necessary. Written specifications are available upon request.

Tank Type:

General Detail

Date:

10.042012

Approx. Weight:

Drawn By:

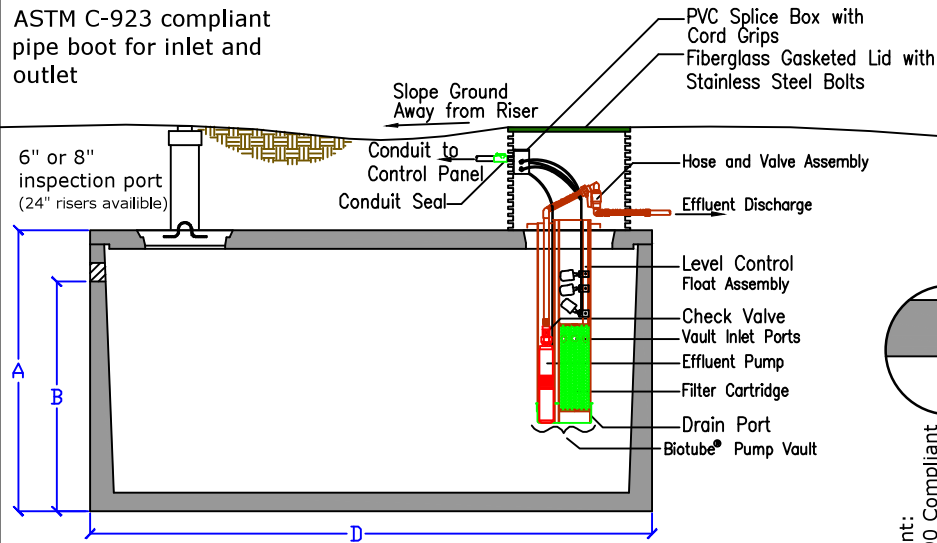
Eric Barger

Pump Tank Detail

Dimension Legend

- A** - Tank height
- B** - Bottom of tank to inlet invert
- D** - Tank length

ASTM C-923 compliant
pipe boot for inlet and
outlet

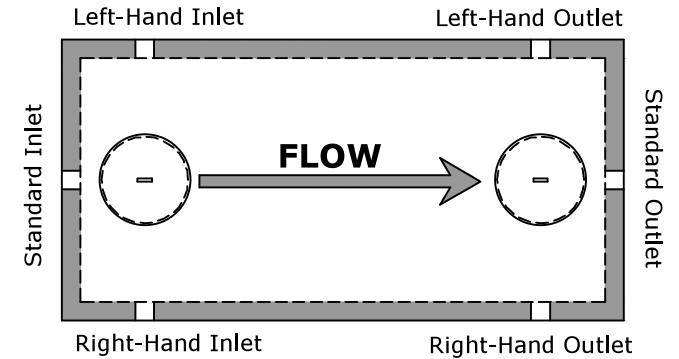


Tank Volume (gal.)	A (in.)	B (in.)	D (in.)	Width (in.)
1000 Lowboy	50	41	126	66
1000 (STEP)	60	49	120	60
1000 Mid-Seam (Field Line)	63	52.25	107	56
1000 H-20 Traffic Rated	58	45	132	72
1250	53	42.5	142	70
1500	60	49	142	70
1500 H-20 Traffic Rated	77.5	62	132	72
2100	67	51	180	78
2000 H-20 Traffic Rated	95.75	79	132	72
2500	72	59	180	78
2500 H-20 Traffic Rated	101.5	87.5	132	72
3000	82	69	180	78
3500	91	78	180	78
4000	101	88	180	78
4500	111	98	180	78
5000	122	107	180	78

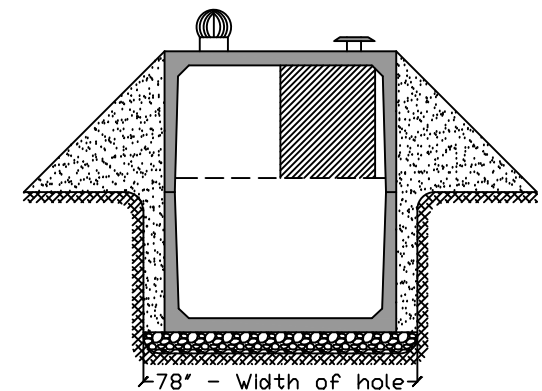
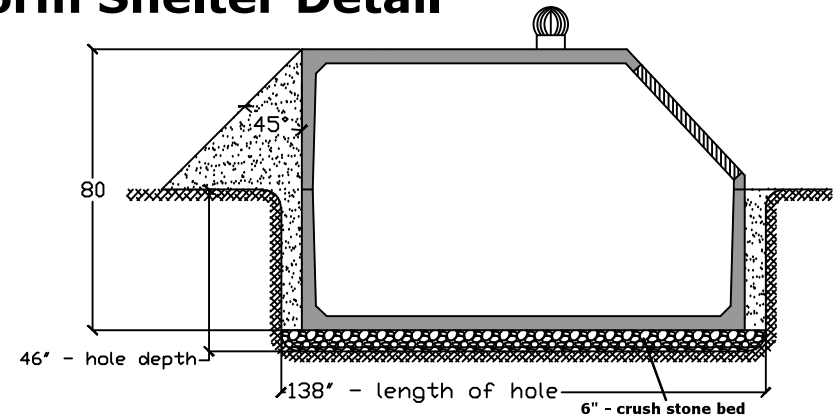


All left-hand and
right-hand inlet and
outlet pipe boots are
SPECIAL ORDER.

Tank Inlet/Outlet Detail



Storm Shelter Detail



Butyl Sealant:
ASTM-C-990 Compliant

Manufactured by:
C.R. Barger & Sons, Inc.
123 Pawnook Farm Road
Lenoir City TN 37763
Phone 865.270.8080 Fax 865.270.8079
www.BargerAndSons.com

Tank Type: **General Detail**

Date: **1.202013**

Approx. Weight:

Drawn By: **Eric Barger**