

A

three inches = one foot

B

one and one half inch = one foot

C

one inch = one foot

three quarters inch = one foot

D

one half inch = one foot

E

three eighths inch = one foot

F

one quarter inch = one foot

one eighth inch = one foot

GENERAL PLUMBING NOTES

- THESE DRAWINGS SHALL NOT BE SCALED. SEE ARCHITECTURAL/CIVIL DRAWINGS FOR DIMENSIONAL INFORMATION. THIS ENGINEER WILL NOT BE LIABLE FOR MISCALCULATED PRODUCT TAKE-OFFS DUE TO SCALING OF DRAWINGS.
- CONTRACTOR SHALL VERIFY ANY POSSIBLE DISCREPANCIES BETWEEN TYPE AND SIZE OF CONNECTION SPECIFIED IN PLUMBING FIXTURE SCHEDULE AND FIXTURES ACTUALLY INSTALLED ON THE SITE AND CORRECT AS REQUIRED TO MEET ALL CODES AND REGULATIONS
- ALL SANITARY PIPING SHALL HAVE A 1/8" PER FOOT SLOPE UNLESS OTHERWISE NOTED, 2" SANITARY OR SMALLER SHALL HAVE A 1/4" PER FOOT SLOPE.
- VALVES AND FITTINGS SHALL BE OF SAME SIZE AS THE LINE ON WHICH THEY ARE LOCATED, UNLESS OTHERWISE INDICATED ON DRAWINGS.
- CONTRACTOR SHALL COORDINATE ALL WORK WITH OTHER TRADES.
- CONTRACTOR SHALL BE RESPONSIBLE FOR MAINTAINING FIRE RATING AND WEATHERPROOFING INTEGRITY OF ALL PIPING AND PENETRATIONS.
- ALL WATER SUPPLY AND SANITARY LINES SHALL BE RUN AS CLOSE TO PLANS AS POSSIBLE WITH NO CHANGES IN SIZING.
- CONTRACTOR SHALL BE RESPONSIBLE FOR PROVIDING ALL NECESSARY SUPPORTING DEVICES FOR ALL FIXTURES INCLUDED IN CONTRACT OR HEREIN SPECIFIED OR OTHERWISE.
- ALL DRAINAGE PIPING SHALL BE MARKED WITH THE SEAL OF APPROVAL OF THE NATIONAL SANITATION FOUNDATION.
- CONTRACTOR SHALL GIVE 10 DAYS NOTICE IN WRITING TO, AND RECEIVE WRITTEN APPROVAL, FROM THE BUILDING ADMINISTRATOR (OR HIS REPRESENTATIVE) PRIOR TO SHUT DOWN OF ANY SYSTEM OR DISRUPTION OF SERVICE TO ANY AREA. CONTRACTOR SHALL ALSO COORDINATE THE EXACT LOCATION AND TIMING OF SYSTEM(S) SHUTDOWN POINTS WITH THE OWNER REPRESENTATIVE (I.E.: ENGINEERING DEPARTMENT) CONTRACTOR SHALL MAKE EVERY EFFORT POSSIBLE TO MINIMIZE THE DURATION OF ANY DOWNTIME OR DISRUPTION PERIOD.
- ROUTE ALL PIPING CONCEALED ABOVE CEILINGS, WITHIN WALLS, OR IN CHASES. PIPING EXPOSED SHALL BE SLOPED AND PAINTED TO MATCH ARCHITECTURAL FINISHES. PIPING IN MECHANICAL ROOMS MAY BE EXPOSED.
- PROVIDE ACCESS PANELS TO ALL VALVES WITHIN CHASES OR ABOVE INACCESSIBLE CEILINGS. REFER TO ARCHITECTURAL DRAWINGS FOR CEILING TYPES.
- CONTRACTOR SHALL VERIFY INVERT ELEVATIONS OF SEWERS TO WHICH NEW SEWER LINES ARE TO BE CONNECTED BEFORE INSTALLATION OF NEW SEWER LINE.
- CONTRACTOR SHALL INSTALL DIELECTRIC UNIONS AT CONNECTIONS OF DISSIMILAR METALS.
- CONTRACTOR SHALL ROUGH-IN ALL WASTES AND SUPPLIES TO SPECIAL EQUIPMENT ACCORDING TO MANUFACTURER'S SHOP DRAWINGS AND MAKE FINAL CONNECTIONS. ALL SUPPLIES SHALL BE VALVED. INSTALL VACUUM BREAKERS WHERE REQUIRED BY CODE.
- ALL PIPING SHALL BE INSTALLED AS HIGH AS POSSIBLE IN PROVIDED CEILING SPACE.
- COORDINATE PIPING INSTALLATION AS TO NOT INTERFERE WITH HVAC EQUIPMENT ACCESS.
- CONTRACTOR SHALL REMOVE AND REINSTALL EXISTING ATC CEILING AS REQUIRED FOR DEMOLITION AND NEW WORK. CONTRACTOR TO REPLACE ANY DAMAGED CEILING TILES TO MATCH EXISTING.
- WORK IN CORRIDORS SHALL BE PERFORMED AFTER NORMAL BUSINESS HOURS.
- REFER TO ARCHITECTURAL PHASING PLAN FOR PROJECT PHASING. COORDINATE REQUIRED WORK WITH ALL OTHER TRADES FOR EACH PHASE. CONTRACTOR SHALL MAINTAIN PROJECT DEADLINES FOR EACH PHASE AND COORDINATE AREA OF WORK AND SHUTDOWNS WITH OWNER AND ARCHITECT.

PLUMBING RENOVATION NOTES

- WHERE EXISTING PIPING IS DESIGNATED TO BE REMOVED AND CAPPED, ALL PIPING SERVING THE DESIGNATED FIXTURE SHALL BE REMOVED FROM WITHIN WALLS TO THE POINT DESIGNATED ON THE DRAWINGS OR TO A CLEARLY VISIBLE POINT BELOW THE FLOOR IN THE CRAWL SPACE OR ABOVE THE CEILING. PIPING SHALL BE CAPPED BY APPROVED CAPPING METHODS UTILIZING PIPE CAPS INTENDED FOR SUCH USE. ALL CAPS SHALL BE AIRTIGHT AND WATERTIGHT. WATER PIPING SHALL NOT BE LEFT STUBBED FROM MAIN. REMOVE AND COUPLE SECTION OF MAIN AT CONNECTION.
- WHERE EXISTING SURFACES ARE DISRUPTED DUE TO THE REMOVAL OF EXISTING EQUIPMENT OR PIPING, THIS CONTRACTOR SHALL BE RESPONSIBLE OR THE REPAIR OF DISRUPTED SURFACES TO MATCH EXISTING ADJACENT SURFACES.
- PLUMBING FIXTURES DESIGNATED TO BE REUSED SHALL BE CLEANED AND MAINTENANCE SERVICED TO OPERATE AS INTENDED.
- EXISTING CONDITIONS AS SHOWN ON THE DRAWINGS ARE TAKEN FROM ORIGINAL AND AS-BUILT DRAWINGS OF THE BUILDING AND IN PART ARE UNVERIFIED. FIELD CONDITIONS SHALL GOVERN. ALL EXISTING CONDITIONS MUST BE VERIFIED PRIOR TO INITIATION OF WORK.
- ALL EXISTING SANITARY AND DOMESTIC WATER PIPING SHALL BE RELOCATED TO CREATE REQUIRED SPACE FOR INSTALLATION OF ALL NEW SERVICES FOR NEW CONSTRUCTION, INCLUDING BUT NOT LIMITED TO H.V.A.C., ELECTRICAL, PLUMBING, AND FIRE PROTECTION TRADES. CONTRACTOR SHALL INCLUDE ALL NEW PIPING AND FITTINGS REQUIRED AND RELOCATE ANY AND ALL EXISTING SERVICES.
- ALL EXISTING PIPING, NOT REMAINING IN SERVICE AFTER NEW CONSTRUCTION, SHALL BE REMOVED.
- PLUMBING CONTRACTOR SHALL BE RESPONSIBLE FOR REMOVING ALL EXISTING PLUMBING FIXTURES AND TRIM, PIPING, VALVES, ETC. IN AREAS TO BE DEMOLISHED.
- ALL EXISTING PLUMBING FIXTURES TO BE REMOVED AND ARE NOT TO BE REUSED SHALL REMAIN THE PROPERTY OF THE OWNER. DISCARD UNWANTED FIXTURES AT AT THE DISCRETION OF THE OWNER.
- PIPING WHICH IS TO REMAIN IN SERVICE SHALL NOT BE DISTURBED. EXISTING PIPING BROKEN DURING CONSTRUCTION SHALL BE REPLACED WITH NEW PIPING OF THE SAME SIZE AND MATERIAL.
- ALL EXISTING SANITARY AND DOMESTIC WATER PIPING THAT ARE LOCATED IN EXISTING WALLS TO BE DEMOLISHED AND REMAINING IN SERVICE AFTER CONSTRUCTION SHALL BE RELOCATED TO NEW WALLS, CHASES, ETC.
- COORDINATE WITH GENERAL CONTRACTOR TO PATCH ALL EXISTING WALLS, FLOORS, CEILINGS, ETC., AS REQUIRED BY NEW WORK.

PLUMBING RENOVATION NOTES

LINE TYPE	DESCRIPTION
— G —	GAS
— — — — —	SANITARY ABOVE GRADE
— — — — —	SANITARY BELOW GRADE
- - - - -	VENT ABOVE GRADE
- - - - -	VENT BELOW GRADE
— — — — —	COLD WATER
— — — — —	COLD WATER BELOW GRADE
— — — — —	HOT WATER
— — — — —	RECIRC WATER
- - - - -	BELOW GRADE STORM
- - - - -	ABOVE GRADE STORM
- - - - -	DEMOLITION

PLUMBING PIPING LEGEND

	CIRCUIT SETTER
	BALL VALVE OR SHUT-OFF VALVE
	SPRING CHECK VALVE
	END CAP
	NEW TO EXISTING PIPE CONNECTION
	FLOW DIRECTION ARROW
	NEW TO EXISTING POINT OF CONNECTION SYMBOL
	PIPE CONNECTION
	HAMMER ARRESTOR (ISOMETRIC VIEW)
	HAMMER ARRESTOR (TOP VIEW)
	REGULATOR
	MEDICAL VACUUM OUTLET
	OXYGEN OUTLET
	MEDICAL AIR OUTLET
	AREA ALARM PANEL (MEDICAL GAS)
	ZONE VALVE BOX (MEDICAL GAS)
	PIPING LINEWEIGHT: NEW/DEMOLITION
	PIPING LINEWEIGHT: EXISTING

PLUMBING ABBREVIATIONS

AA	AREA ALARM PANEL (MEDICAL GAS)
AG	ABOVE GRADE
ADD	ADDENDUM
ADDL	ADDITIONAL
ADJ	ADJUSTABLE
AFF	ABOVE FINISH FLOOR
AFG	ABOVE FINISH GRADE
ALT	ALTERNATE
BG	BELOW GRADE
CA	COMPRESSED AIR
CO	CLEANOUT
COL	COLUMN
CW	COLD WATER (DOMESTIC)
DN	DOWN
DS	DOWNSPOUT/STORM LEADER
EC	ELECTRICAL CONTRACTOR
EQ	EQUAL
FCO	FLOOR CLEANOUT
FD	FLOOR DRAIN
FLR	FLOOR
FOV	FUEL OIL VENT
FS	FLOOR SINK
FT	FOOT (FEET)
FV	FLUSH VALVE
GAL	GALLON
GC	GENERAL CONTRACTOR
GPM	GALLONS PER MINUTE
HA	HAMMER ARRESTOR
HW	HOT WATER (DOMESTIC)
HWR	HOT WATER RETURN (DOMESTIC)
LA	LABORATORY AIR
MA	MEDICAL AIR
MC	MECHANICAL CONTRACTOR
MECH	MECHANICAL
MED	MEDICAL
MIN	MINIMUM
MV	MEDICAL VACUUM
NTS	NOT TO SCALE
NPWCW	NON POTABLE COLD WATER
O2	OXYGEN
OS	OPEN SITE DRAIN
PC	PLUMBING CONTRACTOR
PLBG	PLUMBING
SAN	SANITARY
SCH	SCHEDULE
SPEC	SPECIFICATIONS
SS	SANITARY STACK
TEMP	TEMPERATURE
TW	TEPID WATER (DOMESTIC)
TYP	TYPICAL
VS	VENT STACK
VTR	VENT THRU ROOF
WA	WASTE ANESTHESIA
W/	WITH
WCO	WALL CLEANOUT
WC	WATER CLOSET
ZB	ZONE VALVE BOX (MEDICAL GAS)

PLUMBING FIXTURE SCHEDULE

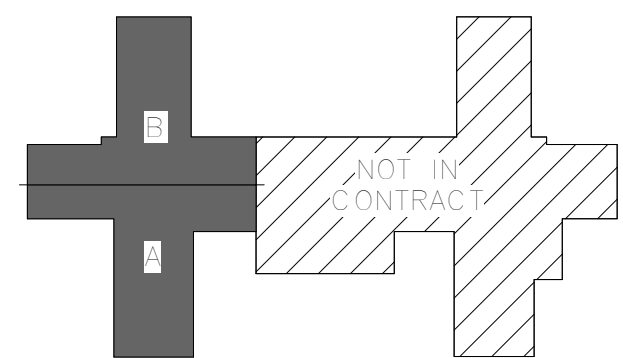
MARK	FIXTURE	MANUF.	MODEL	MOUNT	ROUGH-IN SCHEDULE				FITTINGS & REMARKS
					COLD	HOT	WASTE	VENT	
S-1	SINGLE COMPARTMENT SINK	ELKAY	LRAD1918-3 6 1/2" DEPTH	COUNTER	1/2"	1/2"	1 1/2"	1 1/2"	PROVIDE CHICAGO #786-E29VPXKCP FAUCET, MCGUIRE 8912 P-TRAP, 151ALT STRAINER W/ 17 GA TAILPIECE, H2165CCLK STOPS, WATTS LFUSG-B MIXING VALVE SET TO 115°F, AND WATTS LF600 CHECK VALVES ON SUPPLIES. SEE DETAIL SHEET.
S-2	DUAL COMPARTMENT SINK	ELKAY	LRAD2918-4 6 1/2" DEPTH	COUNTER	1/2"	1/2"	1 1/2"	1 1/2"	PROVIDE CHICAGO #200-A317ABCP FAUCET W/ SPRAY WAND, MCGUIRE 8912 P-TRAP, 151ALT STRAINER W/ 17 GA TAILPIECE, H2165CCLK STOPS, WATTS LFUSG-B MIXING VALVE SET TO 115°F, WATTS LF600 CHECK VALVES ON SUPPLIES. SEE DETAIL SHEET.
EW-1	ELECTRIC WATER COOLER SYSTEM	ELKAY	LZSTL8WSLK	WALL	1/2"	-	1 1/2"	1 1/2"	PROVIDE 1 1/2" PLASTIC P-TRAP AND WASTE ARM PER MANUFACTURER'S RECOMMENDATIONS. ADA INSTALL.
BT-1	BATHTUB	KOHLER	K-837-0	FLOOR	-	-	-	-	BATH TUB SHALL NOT BE CONNECT TO WATER SUPPLY AND DRAINAGE SYSTEM. SERVES AS PROP ONLY. CAP BATH DRAIN BELOW FLOOR.
MS-1	MOP SINK	FIAT	TSB-3010	FLOOR	1/2"	1/2"	3"	-	PROVIDE AND INSTALL CHICAGO 911-ISC P FAUCET, FIAT 832-AA HOSE & HOSE HOLDER, FIAT 889-CC MOP HANGER, FIAT E-77-AA BUMPER GUARDS, FIAT MSG-2424 WALL GUARDS, FIAT 1453-BB FLAT STAINLESS STEEL STRAINER & FIAT QDC'S.
L-1	WALL HUNG LAVATORY	KOHLER	K-2030-0	WALL	1/2"	1/2"	1 1/2"	1 1/2"	PROVIDE CHICAGO #786-E29VPXKCP FAUCET, MCGUIRE 8902 P-TRAP, 155A STRAINER, & H2165CC STOPS, TRUEBRO LAV GUARD & WADE 520 CARRIER. PROVIDE WATTS LFUSG-B MIXING VALVE SET TO 115°F, AND WATTS LF600 CHECK VALVES ON SUPPLIES. SEE DETAIL SHEET.
L-2	WALL HUNG LAVATORY	KOHLER	K-2030-0	WALL	1/2"	1/2"	1 1/2"	1 1/2"	PROVIDE CHICAGO #786-E29VPXKCP FAUCET, MCGUIRE 8902 P-TRAP, 155A STRAINER, & H2165CC STOPS, TRUEBRO LAV GUARD & WADE 520 CARRIER. PROVIDE WATTS LFUSG-B MIXING VALVE SET TO 115°F, AND WATTS LF600 CHECK VALVES ON SUPPLIES. SEE DETAIL SHEET.
UR-1	URINAL ADA HEIGHT	KOHLER	K-4960-ET	WALL	3/4"	-	2"	1 1/2"	PROVIDE SLOAN ROYAL 186-1.0 FLUSH VALVE AND ZURN Z-1222 CARRIER. ADA INSTALLATION.
WC-1	ADA WATER CLOSET	KOHLER	K-4325-0	WALL	1 1/4"	-	4"	2"	PROVIDE BEMIS 1655C SEAT COVER, SLOAN ROYAL 111 FLUSH VALVE AND ZURN Z1203-ND4 CARRIER FOR BACK TO BACK INSTALLATION AND Z1203-N4 FOR SINGLE APPLICATION. ADA INSTALLATION.
WC-2	ADA WATER CLOSET	KOHLER	K-3658-0	FLOOR	1/2"	-	4"	-	PROVIDE KOHLER K-4731-0 SEAT COVER (WHITE) AND KOHLER K-7637-CP SUPPLY W/ STOP. ADA INSTALLATION.
FD-1	FLOOR DRAIN	SIQUX CHIEF	833-23NR	FLOOR	-	-	3"	-	INSTALL FLUSH WITH FINISHED FLOOR. OR EQUAL.
HA-1	HAMMER ARRESTOR	WATTS	15M2-B	PIPE	3/4"	-	-	-	OR APPROVED EQUAL.

MEDICAL GAS ZONE VALVE BOX SCHEDULE

TYPE	DESCRIPTION	MANUFACTURER	MODEL NUMBER	N2O	N	CO2	WADG	O2	MED VAC	MED AIR	NOTES
ZB-1	DOUBLE VALVE ZONE BOX ASSEMBLY	CHEMETRON	#77-82-0022	-	-	-	-	X	-	X	1,2
NOTE: 1. PRIOR TO INSTALLATION FIELD VERIFY FINAL LOCATION OF VALVE WITH ARCHITECT AND GENERAL CONTRACTOR. 2. CONTRACTOR SHALL PROVIDE CHEMETRON PRESSURE GAUGE #77-90-0571 FOR OXYGEN AND MEDICAL AIR.											

PLUMBING SHEET INDEX

PL001	PLUMBING & MEDICAL GAS LEAD SHEET
PD100	3RD FLOOR PLUMBING DEMOLITION PLAN - OVERALL FOR REFERENCE ONLY
PD101	3RD FLOOR PLUMBING DEMOLITION PLAN - PART A
PD102	3RD FLOOR PLUMBING DEMOLITION PLAN - PART B
PD200	4TH FLOOR WASTE PLUMBING DEMOLITION PLAN - OVERALL FOR REFERENCE ONLY
PD201	4TH FLOOR WASTE PLUMBING DEMOLITION PLAN - PART A
PD202	4TH FLOOR WASTE PLUMBING DEMOLITION PLAN - PART B
PD300	4TH FLOOR WATER PLUMBING DEMOLITION PLAN - OVERALL FOR REFERENCE ONLY
PD301	4TH FLOOR WATER PLUMBING DEMOLITION PLAN - PART A
PD302	4TH FLOOR WATER PLUMBING DEMOLITION PLAN - PART B
MGD100	4TH FLOOR MEDICAL GAS DEMOLITION PLAN - OVERALL FOR REFERENCE ONLY
MGD101	4TH FLOOR MEDICAL GAS DEMOLITION PLAN - PART A
MGD102	4TH FLOOR MEDICAL GAS DEMOLITION PLAN - PART B
PL100	3RD FLOOR PLUMBING PLAN - OVERALL FOR REFERENCE ONLY
PL101	3RD FLOOR PLUMBING PLAN - PART A
PL102	3RD FLOOR PLUMBING PLAN - PART B
PL200	4TH FLOOR WASTE PLUMBING PLAN - OVERALL FOR REFERENCE ONLY
PL201	4TH FLOOR WASTE PLUMBING PLAN - PART A
PL202	4TH FLOOR WASTE PLUMBING PLAN - PART B
PL300	4TH FLOOR WATER PLUMBING PLAN - OVERALL FOR REFERENCE ONLY
PL301	4TH FLOOR WATER PLUMBING PLAN - PART A
PL302	4TH FLOOR WATER PLUMBING PLAN - PART B
MG100	4TH FLOOR MEDICAL GAS PLAN - OVERALL FOR REFERENCE ONLY
MG101	4TH FLOOR MEDICAL GAS PLAN - PART A
MG102	4TH FLOOR MEDICAL GAS PLAN - PART B
PL401	PLUMBING WASTE ISOMETRIC
PL402	PLUMBING WATER ISOMETRIC
PL501	PLUMBING & MEDICAL GAS DETAILS



KEY PLAN

NOT TO SCALE




CONSULTANTS:



engineers | consultants | commissioning
MEP Associates, LLC | 2750 Arbor Court | Eau Claire, WI 54601
Phone: 715.832.5580 | Fax: 715.832.5568 | www.mepassociates.com
MEP PROJECT NO.: N06.13.01



ARCHITECT/ENGINEERS:



420 RAIL STREET
NEGAUNEE, MI 49866
PHONE: 906-475-6616
FAX: 906-475-6954
NDW PROJECT NUMBER: 1214

Drawing Title
PLUMBING & MEDICAL GAS LEAD SHEET

Approved: Project Director

Project Title
Renovate Four West

Location
IRON MOUNTAIN, MICHIGAN

Date
11/04/2013

Checked
TCC

Drawn
NCF

Project Number
585-12-132

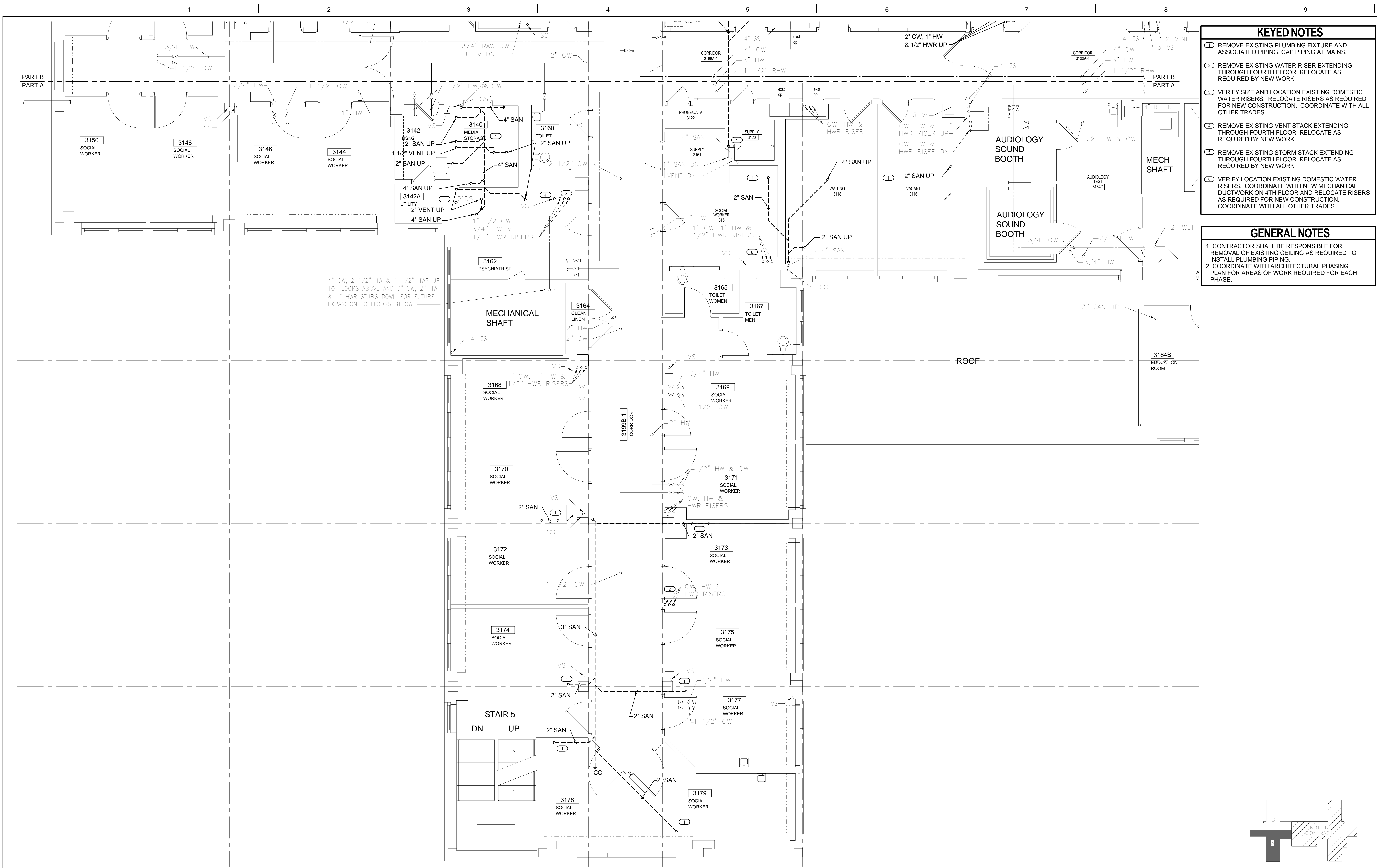
Building Number
1

Drawing Number
PL001

Dwg. 33 of 100

Office of
Construction
and Facilities
Management





- KEYED NOTES**
- REMOVE EXISTING PLUMBING FIXTURE AND ASSOCIATED PIPING. CAP PIPING AT MAINS.

REMOVE EXISTING WATER RISER EXTENDING THROUGH FOURTH FLOOR. RELOCATE AS REQUIRED BY NEW WORK.

VERIFY SIZE AND LOCATION EXISTING DOMESTIC WATER RISERS. RELOCATE RISERS AS REQUIRED FOR NEW CONSTRUCTION. COORDINATE WITH ALL OTHER TRADES.

REMOVE EXISTING VENT STACK EXTENDING THROUGH FOURTH FLOOR. RELOCATE AS REQUIRED BY NEW WORK.

REMOVE EXISTING STORM STACK EXTENDING THROUGH FOURTH FLOOR. RELOCATE AS REQUIRED BY NEW WORK.

VERIFY LOCATION EXISTING DOMESTIC WATER RISERS. COORDINATE WITH NEW MECHANICAL DUCTWORK ON 4TH FLOOR AND RELOCATE RISERS AS REQUIRED FOR NEW CONSTRUCTION. COORDINATE WITH ALL OTHER TRADES.

- GENERAL NOTES**
1. CONTRACTOR SHALL BE RESPONSIBLE FOR REMOVAL OF EXISTING CEILING AS REQUIRED TO INSTALL PLUMBING PIPING.

2. COORDINATE WITH ARCHITECTURAL PHASING PLAN FOR AREAS OF WORK REQUIRED FOR EACH PHASE.

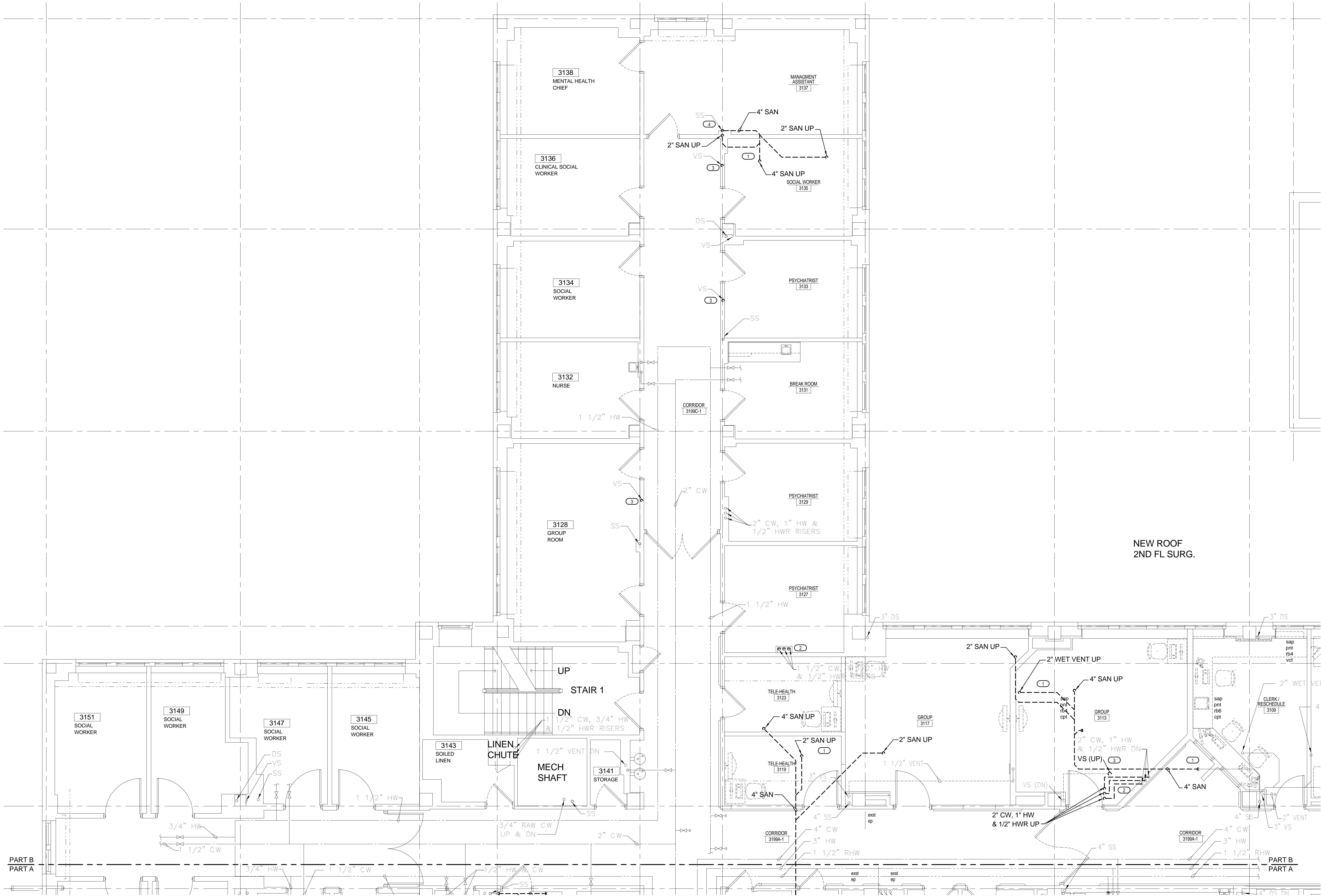
1

3RD FLOOR PLUMBING DEMOLITION PLAN - PART A

1/4" = 1'-0"

<div>100% CONSTRUCTION DOCUMENTS</div> <div>Revisions:</div>	<div>11/04/2013</div> <div>Date</div>	<div>CONSULTANTS:</div> <div><div><div>MEP</div><div>ASSOCIATES, LLC</div></div><div>engineers consultants commissioning</div><div>MEP Associates, LLC 2750 Arbor Court Eau Claire, WI 54601 Phone: 715.832.5580 Fax: 715.832.5568 www.mepassociates.com MEP PROJECT NO.: N06.13.01</div></div>	<div></div> <div>ARCHITECT/ENGINEERS:</div> <div><div><div>NORTHERN</div><div>DESIGN</div><div>WORKS</div></div><div>420 RAIL STREET NEGAUNEE, MI 49866 PHONE: 906-475-6616 FAX: 906-475-6954 NDW PROJECT NUMBER: 1214</div></div>	<div>Drawing Title</div> <div>3RD FLOOR PLUMBING DEMOLITION PLAN - PART A</div> <div>Approved: Project Director</div>	<div>Project Title</div> <div>Renovate Four West</div> <div>Location</div> <div>IRON MOUNTAIN, MICHIGAN</div> <div>Date</div> <div>11/04/2013</div> <div>Checked</div> <div>TCC</div> <div>Drawn</div> <div>NCF</div>	<div>Project Number</div> <div>585-12-132</div> <div>Building Number</div> <div>1</div> <div>Drawing Number</div> <div>PD101</div> <div>Dwg. 35 of 100</div>	<div>Office of Construction and Facilities Management</div> <div> Department of Veterans Affairs</div>
--	---------------------------------------	---	--	---	---	--	--

three inches = one foot
one and one half inches = one foot
one inch = one foot
three quarters inch = one foot
two quarters inch = one foot
one half inch = one foot
three eighths inch = one foot
one quarter inch = one foot
one eighth inch = one foot
one eighth inch = one foot



1 3RD FLOOR PLUMBING DEMOLITION PLAN - PART B
1/4" = 1'-0"

100% CONSTRUCTION DOCUMENTS	11/04/2013
Revisions:	Date


CONSULTANTS:



engineers | consultants | commissioning
MEP Associates, LLC | 2750 Arbor Court | Eau Claire, WI 54601
Phone: 715.832.5580 | Fax: 715.832.5568 | www.mepassociates.com
MEP PROJECT NO.: N08.13.01



ARCHITECT/ENGINEERS:



420 RAIL STREET
NEGAUNEE, MI 49866
PHONE: 906-475-6616
FAX: 906-475-6954
NDW PROJECT NUMBER: 1214

Drawing Title

3RD FLOOR PLUMBING DEMOLITION
PLAN - PART B

Approved: Project Director

Project Title

Renovate Four West

Location

IRON MOUNTAIN, MICHIGAN

Date

11/04/2013

Checked

TCC

Drawn

NCF

Project Number
585-12-132

Building Number
1

Drawing Number

PD102

Dwg. 36 of 100

Office of
Construction
and Facilities
Management



KEYED NOTES

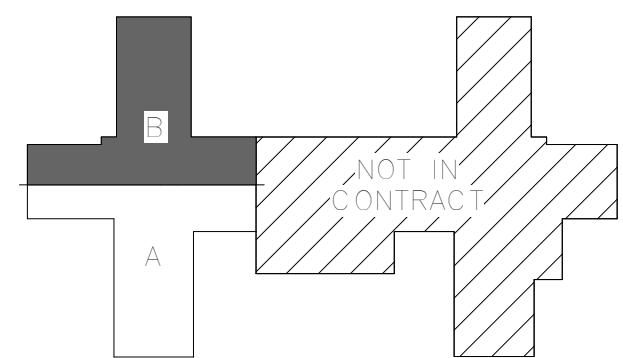
- 1. REMOVE EXISTING PLUMBING FIXTURE AND ASSOCIATED PIPING. CAP PIPING AT MAINS.
- 2. REMOVE EXISTING WATER RISER EXTENDING THROUGH FOURTH FLOOR. RELOCATE AS REQUIRED BY NEW WORK.
- 3. REMOVE EXISTING VENT STACK EXTENDING THROUGH FOURTH FLOOR. RELOCATE AS REQUIRED BY NEW WORK.
- 4. REMOVE EXISTING SANITARY STACK EXTENDING THROUGH FOURTH FLOOR. RELOCATE AS REQUIRED BY NEW WORK.

GENERAL NOTES

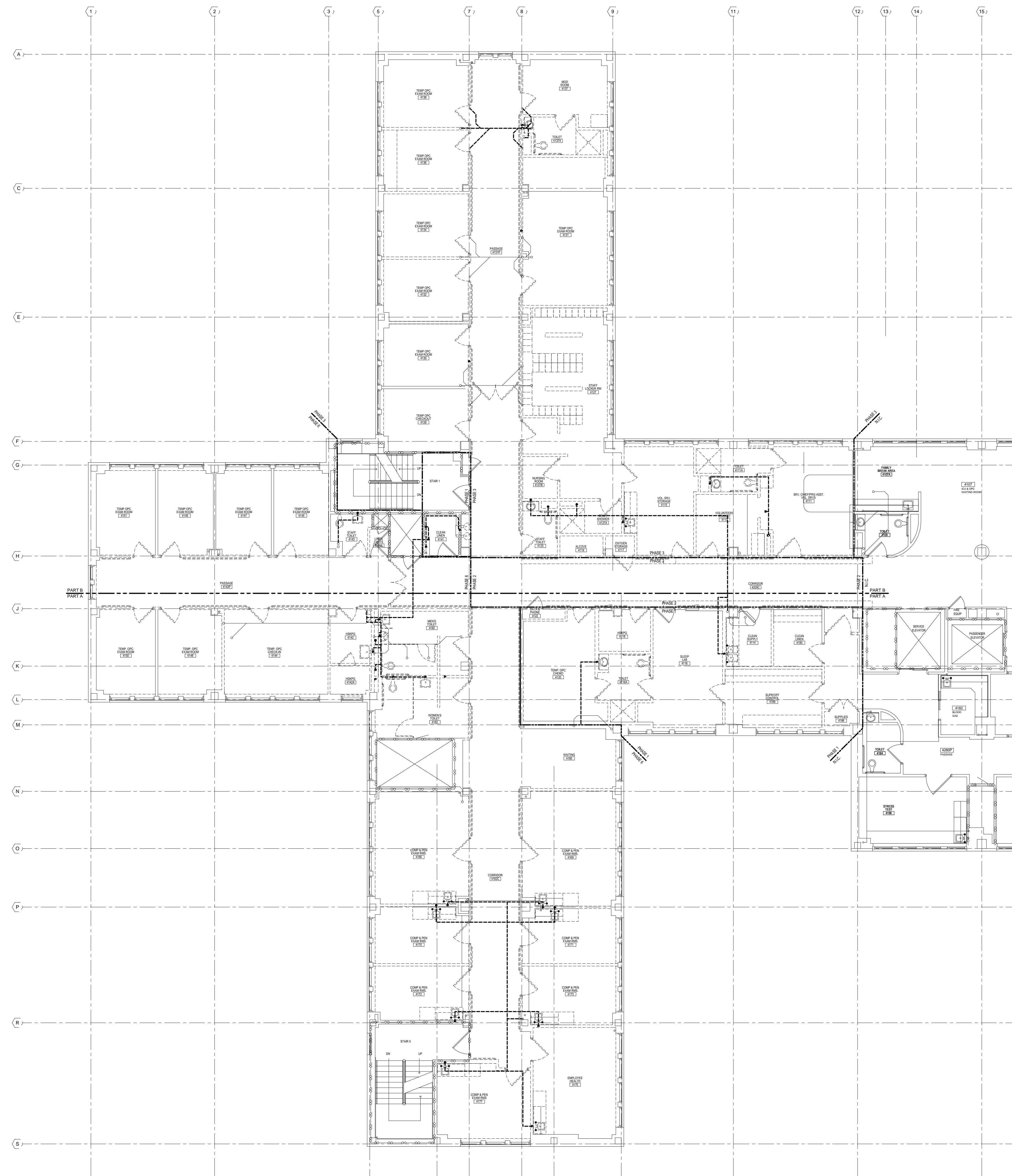
- 1. CONTRACTOR SHALL BE RESPONSIBLE FOR REMOVAL OF EXISTING CEILING AS REQUIRED TO INSTALL PLUMBING PIPING.
- 2. COORDINATE WITH ARCHITECTURAL PHASING PLAN FOR AREAS OF WORK REQUIRED FOR EACH PHASE.

KEY PLAN

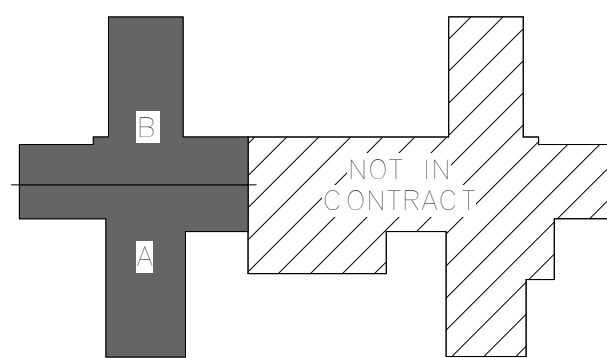
NOT TO SCALE



1. CONTRACTOR SHALL BE RESPONSIBLE FOR REMOVAL OF EXISTING CEILING AS REQUIRED TO INSTALL PLUMBING PIPING.
2. COORDINATE WITH ARCHITECTURAL PHASING PLAN.

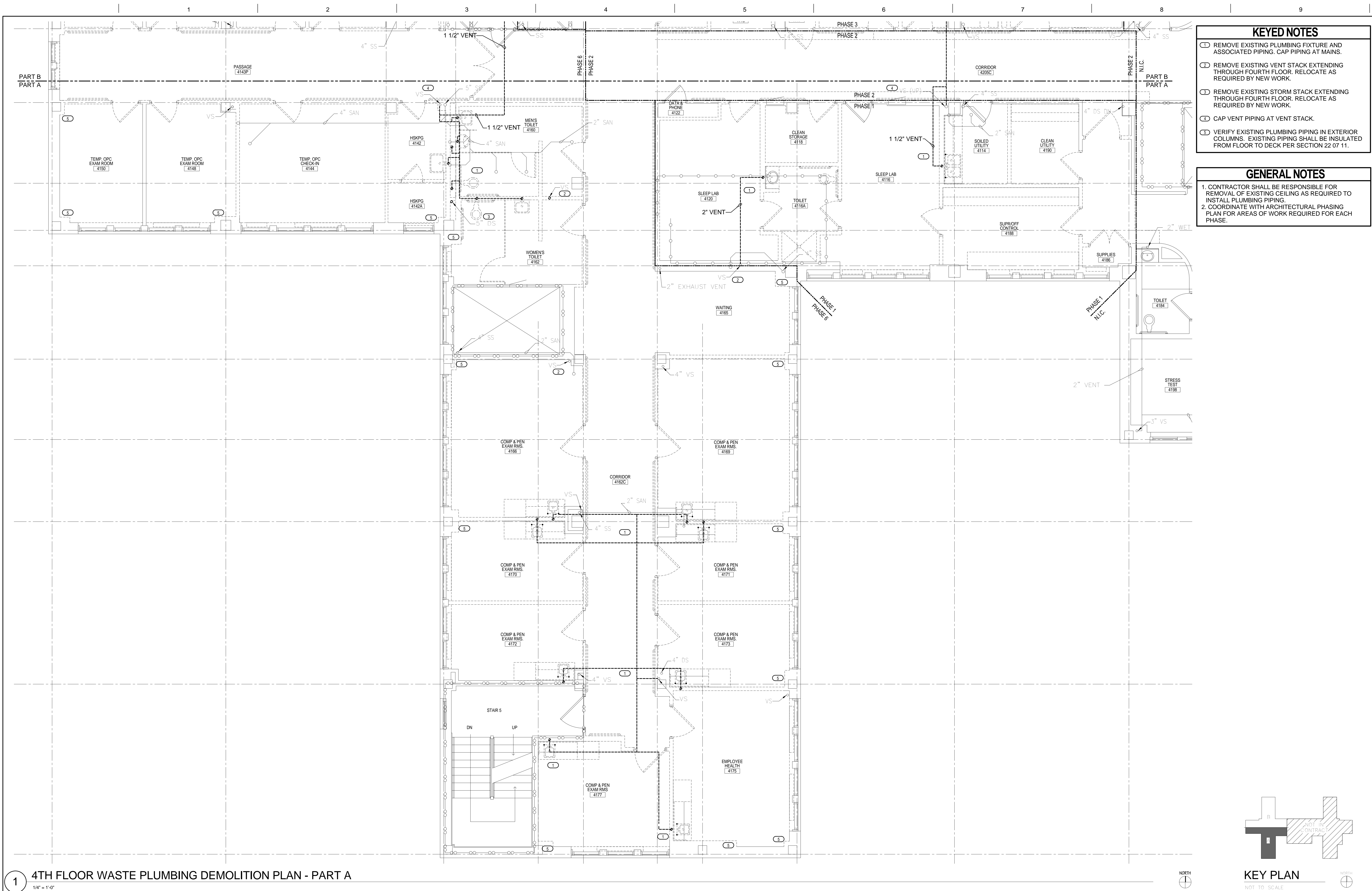


1 4TH FLOOR WASTE PLUMBING DEMOLITION PLAN - OVERALL
1/8" = 1'-0"



KEY PLAN

[illegible]



- KEYED NOTES**
- 1. REMOVE EXISTING PLUMBING FIXTURE AND ASSOCIATED PIPING. CAP PIPING AT MAINS.
 - 2. REMOVE EXISTING VENT STACK EXTENDING THROUGH FOURTH FLOOR. RELOCATE AS REQUIRED BY NEW WORK.
 - 3. REMOVE EXISTING STORM STACK EXTENDING THROUGH FOURTH FLOOR. RELOCATE AS REQUIRED BY NEW WORK.
 - 4. CAP VENT PIPING AT VENT STACK.
 - 5. VERIFY EXISTING PLUMBING PIPING IN EXTERIOR COLUMNS. EXISTING PIPING SHALL BE INSULATED FROM FLOOR TO DECK PER SECTION 22 07 11.

- GENERAL NOTES**
1. CONTRACTOR SHALL BE RESPONSIBLE FOR REMOVAL OF EXISTING CEILING AS REQUIRED TO INSTALL PLUMBING PIPING.
 2. COORDINATE WITH ARCHITECTURAL PHASING PLAN FOR AREAS OF WORK REQUIRED FOR EACH PHASE.

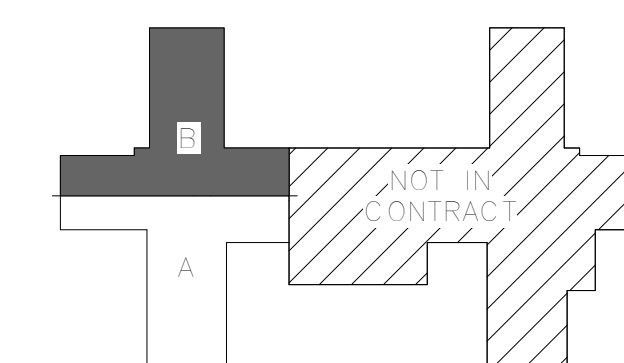
1 4TH FLOOR WASTE PLUMBING DEMOLITION PLAN - PART A
1/4" = 1'-0"

Revisions: 100% CONSTRUCTION DOCUMENTS - REVISED Date	CONSULTANTS: engineers consultants commissioning MEP Associates, LLC 2750 Arbor Court Eau Claire, WI 54601 Phone: 715.832.5580 Fax: 715.832.5568 www.mepassociates.com MEP PROJECT NO.: N06.13.01		ARCHITECT/ENGINEERS: 420 RAIL STREET NEGAUNEE, MI 49866 PHONE: 906-475-6616 FAX: 906-475-6954 NDW PROJECT NUMBER: 1214	Drawing Title 4TH FLOOR WASTE PLUMBING DEMOLITION PLAN - PART A		Project Title Renovate Four West		Project Number 585-12-132		Office of Construction and Facilities Management
				Approved: Project Director		Location IRON MOUNTAIN, MICHIGAN		Building Number 1		
				Date 11/04/2013		Checked TCC		Drawn NCF		
				Dwg. 38 of 100						



- ## KEYED NOTES
- ① REMOVE EXISTING PLUMBING FIXTURE AND ASSOCIATED PIPING. CAP PIPING AT MAINS.
 - ② REMOVE SANITARY PIPING SERVING 5TH FLOOR AND RELOCATE TO NEW WALLS FOR ROUTING TO RELOCATED STACKS.
 - ③ REMOVE EXISTING VENT STACK EXTENDING THROUGH FOURTH FLOOR. RELOCATE AS REQUIRED BY NEW WORK.
 - ④ CAP VENT PIPING AT VENT STACK.
 - ⑤ VERIFY AND REMOVE ALL EXPOSED PIPING AND ACCESS PANEL SERVING DRINKING FOUNTAIN TO BE REMOVED.
 - ⑥ VERIFY EXISTING PLUMBING PIPING IN EXTERIOR COLUMNS. EXISTING PIPING SHALL BE INSULATED FROM FLOOR TO DECK PER SECTION 22 07 11.

- | GENERAL NOTES | |
|---------------|---|
| 1. | CONTRACTOR SHALL BE RESPONSIBLE FOR REMOVAL OF EXISTING CEILING AS REQUIRED TO INSTALL PLUMBING PIPING. |
| 2. | COORDINATE WITH ARCHITECTURAL PHASING PLAN FOR AREAS OF WORK REQUIRED FOR EACH PHASE. |



KEY PLAN
NOT TO SCALE

1 4TH FLOOR WASTE PLUMBING DEMOLITION PLAN - PART B

100% CONSTRUCTION DOCUMENTS - REVISED	01/22/2014
Revisions:	Date

CONSULTANTS:



engineers | consultants | commissioning
MEP Associates, LLC | 2720 Arbor Court | Eau Claire, WI 54701
Phone: 715.832.5680 | Fax: 715.832.5668 | www.mepassociates.com
MEP PROJECT NO.: N08.13.01



ARCHITECT/ENGINEERS:



420 RAIL STREET
NEGAUNEE, MI 49866
PHONE: 906-475-6616
FAX: 906-475-6954
NDW PROJECT NUMBER: 1214

Drawing Title
**4TH FLOOR WASTE PLUMBING
DEMOLITION PLAN – PART B**

Approved: Project Director

Project Title	Renovate Four West
---------------	--------------------

Location	IRON MOUNTAIN, MICHIGAN

Date 11/04/2013

Checked
TOC

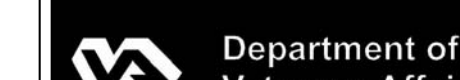
Drawn	
NCE	

Project Number	585-12-132
Building Number	1

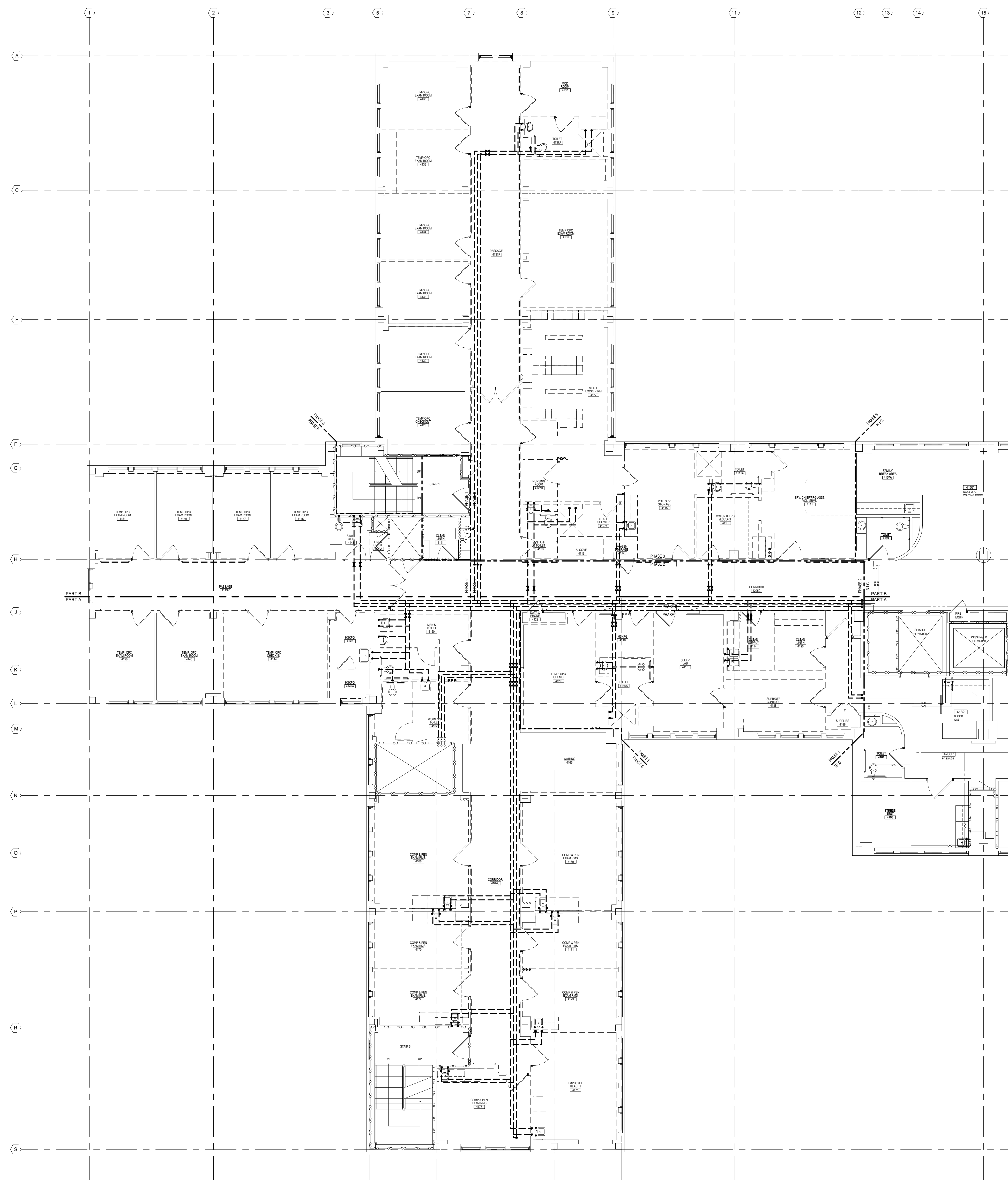
	Drawing Number

PD202

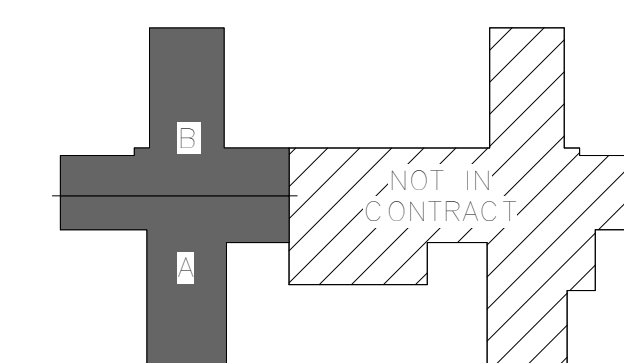
Office of
Construction
and Facilities
Management



1. DOMESTIC WATER SERVING ROOMS TO REMAIN IN SERVICE SHALL BE COMPLETED WITH MAXIMUM DOWNTIME OF 4 DAYS. DEMO AND NEW WORK SHALL BE DONE FROM SATURDAY THRU TUESDAY. ROUTE NEW PIPING TO NOT INTERFERE WITH NEW CONSTRUCTION. COORDINATE WITH ALL OTHER TRADES.
2. CONTRACTOR SHALL BE RESPONSIBLE FOR REMOVAL OF EXISTING CEILING AS REQUIRED TO INSTALL PLUMBING PIPING.
3. COORDINATE WITH ARCHITECTURAL PHASING PLAN.






1 4TH FLOOR WATER PLUMBING DEMOLITION PLAN - OVERALL
1/8" = 1'-0"



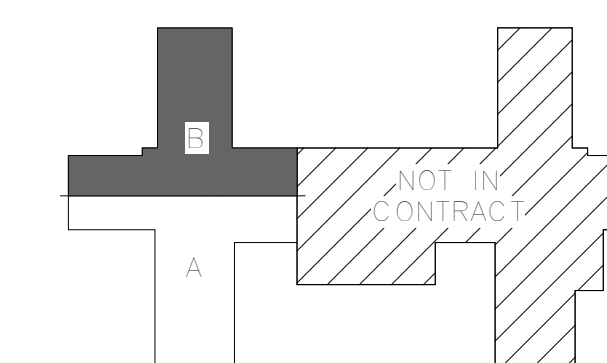
KEY PLAN

NOT TO SCALE

		CONSULTANTS:				ARCHITECT/ENGINEERS:		Project Title		Project Number		Office of Construction and Facilities Management	
		 <p>engineers consultants commissioning</p> <p>MEP Associates, LLC 2720 Arbor Court Eau Claire, WI 54601 Phone: 715.832.5585 Fax: 715.832.5569 www.mepassociates.com MEP PROJECT NO.: N08.13.01</p>		 <p>NORTHERN DESIGN WORKS</p> <p>420 RAIL STREET NEGAUNEE, MI 49866 PHONE: 906-475-6616 FAX: 906-475-6954 NDW PROJECT NUMBER: 1214</p>		4TH FLOOR WATER PLUMBING DEMOLITION PLAN – OVERALL FOR REFERENCE ONLY		585-12-132		Building Number 1			
100% CONSTRUCTION DOCUMENTS		11/04/2013						Approved: Project Director		Location IRON MOUNTAIN, MICHIGAN		Drawing Number	
Revisions:		Date						Date 11/04/2013		Checked TCC		Drawn NCF	
												PD300 Dwg. 40 of 100	
												 Department of Veterans Affairs	

- ① REMOVE EXISTING PLUMBING FIXTURE AND ASSOCIATED PIPING. CAP PIPING AT MAINS.
- ② REMOVE EXISTING WATER RISER EXTENDING THROUGH FOURTH FLOOR. RELOCATE AS REQUIRED BY NEW WORK.
- ③ VERIFY SIZE AND LOCATION EXISTING DOMESTIC WATER RISERS. RELOCATE RISERS AS REQUIRED FOR NEW CONSTRUCTION. COORDINATE WITH ALL OTHER TRADES.


1. DOMESTIC WATER SERVING ROOMS TO REMAIN IN SERVICE SHALL BE COMPLETED WITH MAXIMUM DOWN TIME OF 4 DAYS. DEMO AND NEW WORK SHALL BE DONE FROM SATURDAY THRU TUESDAY. ROUTE NEW PIPING TO NOT INTERFERE WITH NEW CONSTRUCTION. COORDINATE WITH ALL OTHER TRADES.
2. CONTRACTOR SHALL BE RESPONSIBLE FOR REMOVAL OF EXISTING CEILING AS REQUIRED TO INSTALL PLUMBING PIPING.
3. COORDINATE WITH ARCHITECTURAL PHASING PLAN FOR AREAS OF WORK REQUIRED FOR EACH PHASE. AREAS TO REMAIN IN SERVICE DURING CONSTRUCTION SHALL BE COORDINATED SO THAT ALL PLUMBING TO THESE AREAS ARE IN SERVICE. TEMPORARY CAP MAINS AND BRANCH LINES AND ROUTE TEMPORARY PIPING AS REQUIRED BY EACH PHASE COMPLETION.




NOT TO SCALE

1/4" = 1'-0"

CONSULTANTS:


 engineers | consultants | commissioning

MEP Associates, LLC | 2720 Arbor Court | Eau Claire, WI 54701
 Phone: 715.832.5868 | Fax: 715.832.5868 | www.mepassociates.com
 MEP PROJECT NO.: N08.10.01



420 RAIL STREET
NEGAUNEE, MI 49866
PHONE: 906-475-6616
FAX: 906-475-6954
NDW PROJECT NUMBER: 1214

Approved: Project Director

Drawn
NCF

	Drawing Number

PD302

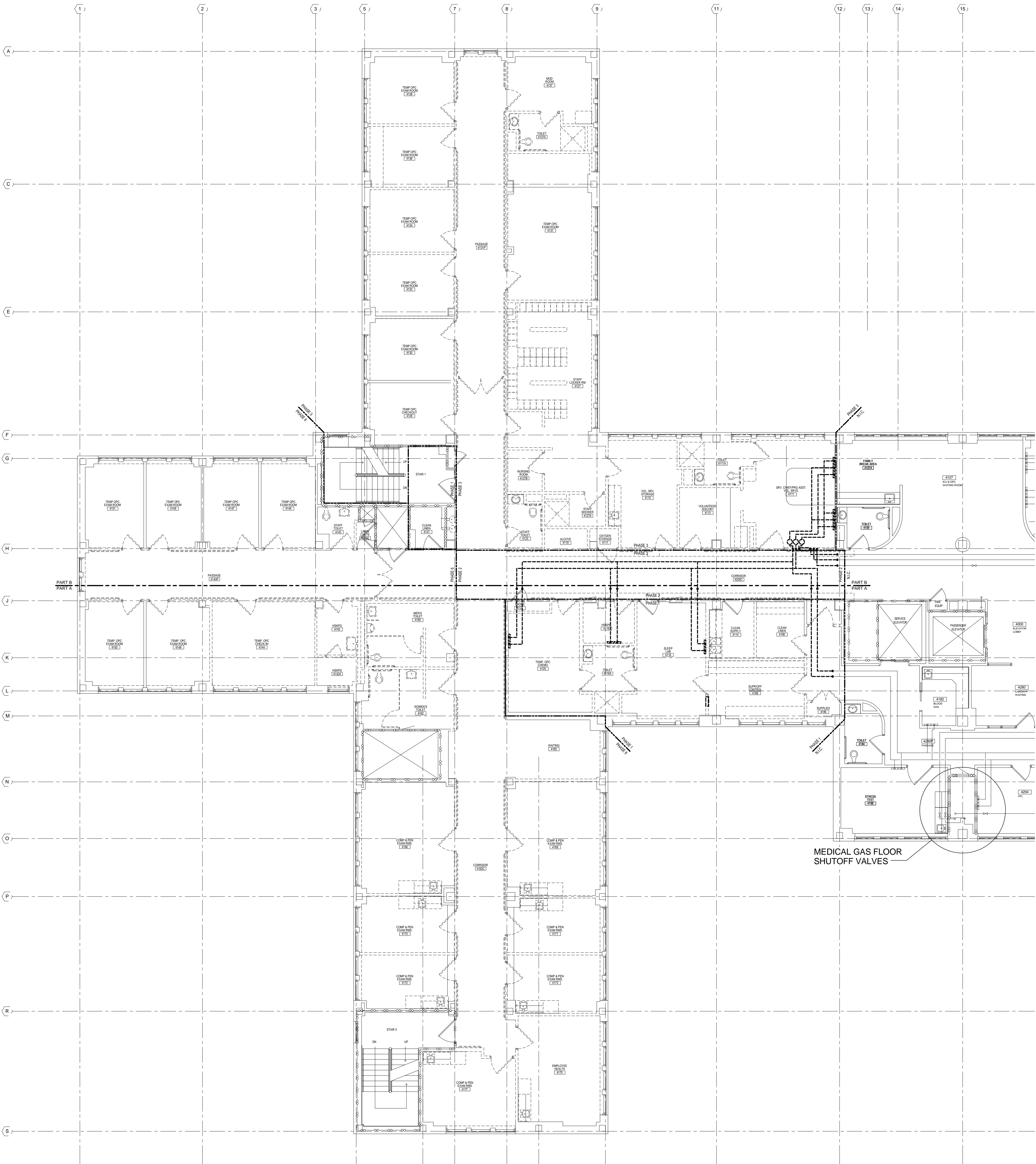
Department of
Veterans Affairs

three inches = one foot
one and one half inches = one foot
one inch = one foot
three quarters inch = one foot
three eighths inch = one foot
one half inch = one foot
one quarter inch = one foot
one eighth inch = one foot

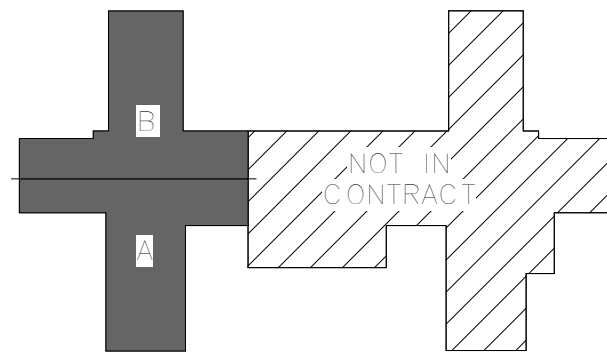
- GENERAL NOTES
1. MEDICAL GAS SERVING ROOMS TO REMAIN IN SERVICE SHALL BE COMPLETED WITH MAXIMUM DOWN TIME OF 4 DAYS. DEMO AND NEW WORK SHALL BE DONE FROM SATURDAY THRU TUESDAY. ROUTE NEW PIPING TO NOT INTERFERE WITH NEW CONSTRUCTION. COORDINATE WITH ALL OTHER TRADES.





2. CONTRACTOR SHALL BE RESPONSIBLE FOR REMOVAL OF EXISTING CEILING AS REQUIRED TO INSTALL MEDICAL GAS PIPING.

3. COORDINATE WITH ARCHITECTURAL PHASING PLAN.

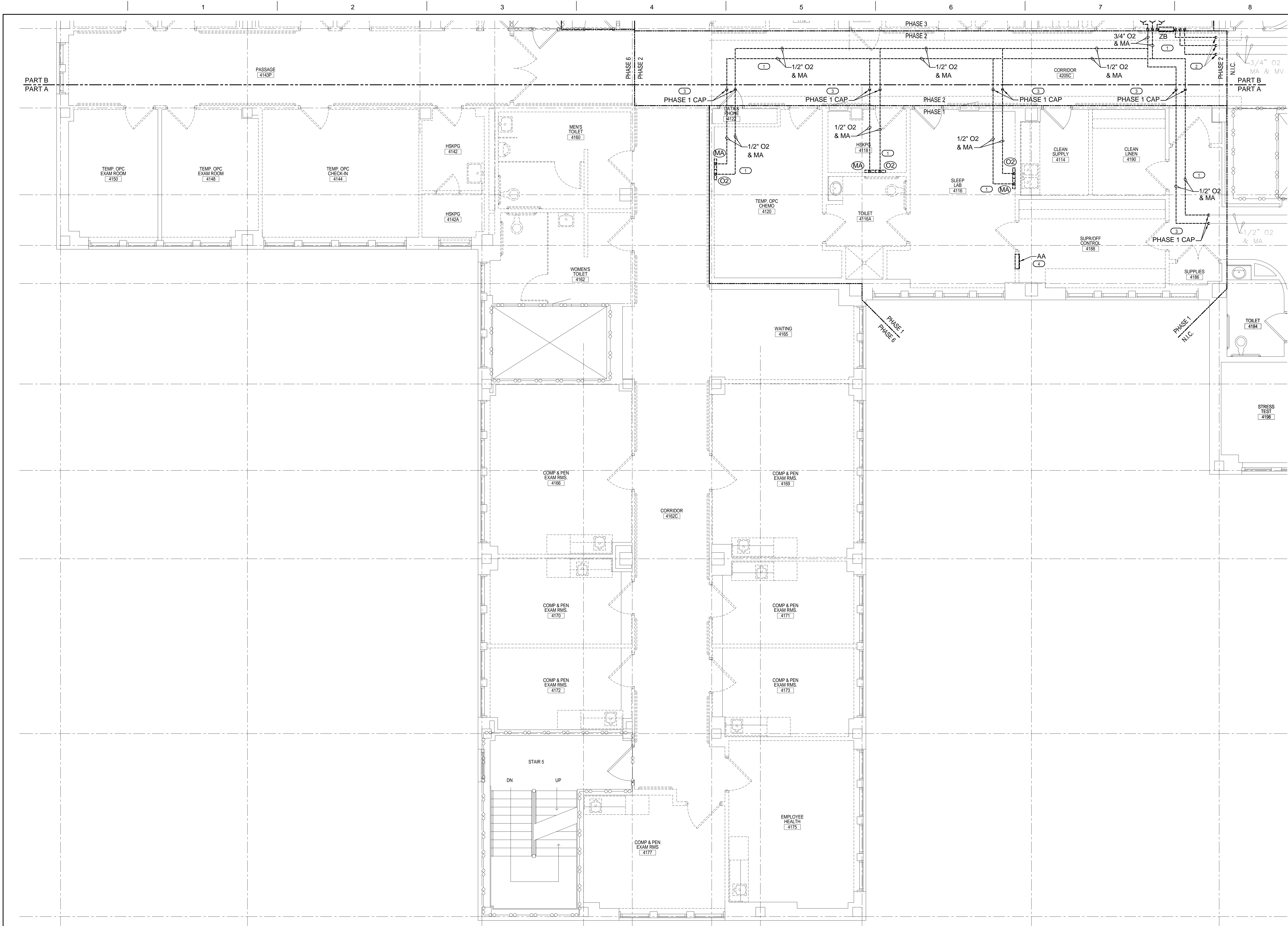


1 4TH FLOOR MEDICAL GAS DEMOLITION PLAN - OVERALL
1/8" = 1'-0"



<div>CONSULTANTS:</div> <div> engineers consultants commissioning MEP Associates, LLC 2750 Arbor Court Eau Claire, WI 54601 Phone: 715.832.5580 Fax: 715.832.5568 www.mepassociates.com MEP PROJECT NO.: N06.13.01</div>		<div></div> <div><div>ARCHITECT/ENGINEERS:</div><div> 420 RAIL STREET NEGAUNEE, MI 49866 PHONE: 906-475-6616 FAX: 906-475-6954 NDW PROJECT NUMBER: 1214</div></div>	<div>Drawing Title 4TH FLOOR MEDICAL GAS DEMOLITION PLAN - OVERALL FOR REFERENCE ONLY</div> <div>Approved: Project Director</div>	<div>Project Title Renovate Four West</div> <div>Location IRON MOUNTAIN, MICHIGAN</div> <div>Date 11/04/2013</div> <div>Checked TCC</div> <div>Drawn NCF</div>	<div>Project Number 585-12-132</div> <div>Building Number 1</div> <div>Drawing Number MGD100</div> <div>Dwg. 43 of 100</div>	<div>Office of Construction and Facilities Management</div> <div> Department of Veterans Affairs</div>
---	--	---	---	--	--	---

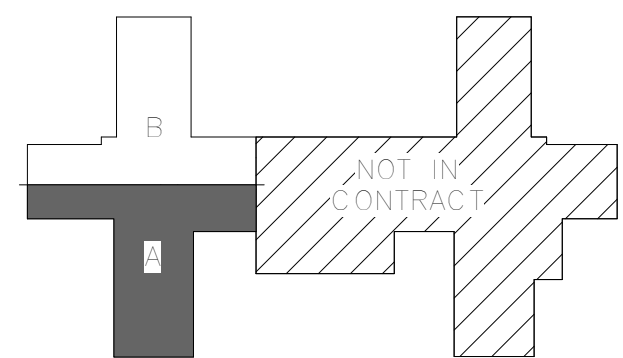
three inches = one foot
one and one half inches = one foot
one inch = one foot
three quarters inch = one foot
three quarters inch = one foot
one half inch = one foot
one half inch = one foot
three eighths inch = one foot
one quarter inch = one foot
one eighth inch = one foot
one eighth inch = one foot



- ### KEYED NOTES
- REMOVE EXISTING MEDICAL GAS PIPING, OUTLETS AND EQUIPMENT AS SHOWN DASHED AND BOLD.
 - TEMPORARILY CAP O2 AND MA PIPING FOR CONNECTION DURING NEW CONSTRUCTION. PERMANENTLY CAP MV PIPING.
 - CAP PIPING AS SHOWN DURING PHASE 1. REST OF PIPING SHALL BE REMOVED AS SHOWN DURING PHASE 2 AND 3.
 - REMOVE AREA ALARM PANEL AND ASSOCIATED COMPONENTS.

- ### GENERAL NOTES
- MEDICAL GAS SERVING ROOMS TO REMAIN IN SERVICE SHALL BE COMPLETED WITH MAXIMUM DOWN TIME OF 4 DAYS. DEMO AND NEW WORK SHALL BE DONE FROM SATURDAY THRU TUESDAY. ROUTE NEW PIPING TO NOT INTERFERE WITH NEW CONSTRUCTION. COORDINATE WITH ALL OTHER TRADES.
 - CONTRACTOR SHALL BE RESPONSIBLE FOR REMOVAL OF EXISTING CEILING AS REQUIRED TO INSTALL MEDICAL GAS PIPING.
 - COORDINATE WITH ARCHITECTURAL PHASING PLAN.

1 4TH FLOOR MEDICAL GAS DEMOLITION PLAN - PART A
1/4" = 1'-0"



KEY PLAN
NOT TO SCALE

100% CONSTRUCTION DOCUMENTS	11/04/2013
Revisions:	Date

CONSULTANTS:

MEP ASSOCIATES, LLC

engineers | consultants | commissioning

MEP Associates, LLC | 2750 Arbor Court | Eau Claire, WI 54601
Phone: 715.832.5580 | Fax: 715.832.5581 | www.mepassociates.com
MEP PROJECT NO.: N06.13.01



ARCHITECT/ENGINEERS:

NORTHERN DESIGN WORKS

420 RAIL STREET
NEGAUNEE, MI 49866
PHONE: 906-475-6616
FAX: 906-475-6954
NDW PROJECT NUMBER: 1214

Drawing Title
4TH FLOOR MEDICAL GAS
DEMOLITION PLAN - PART A

Approved: Project Director

Project Title
Renovate Four West

Location
IRON MOUNTAIN, MICHIGAN

Date
11/04/2013

Checked
TCC

Drawn
NCF

Project Number
585-12-132

Building Number
1

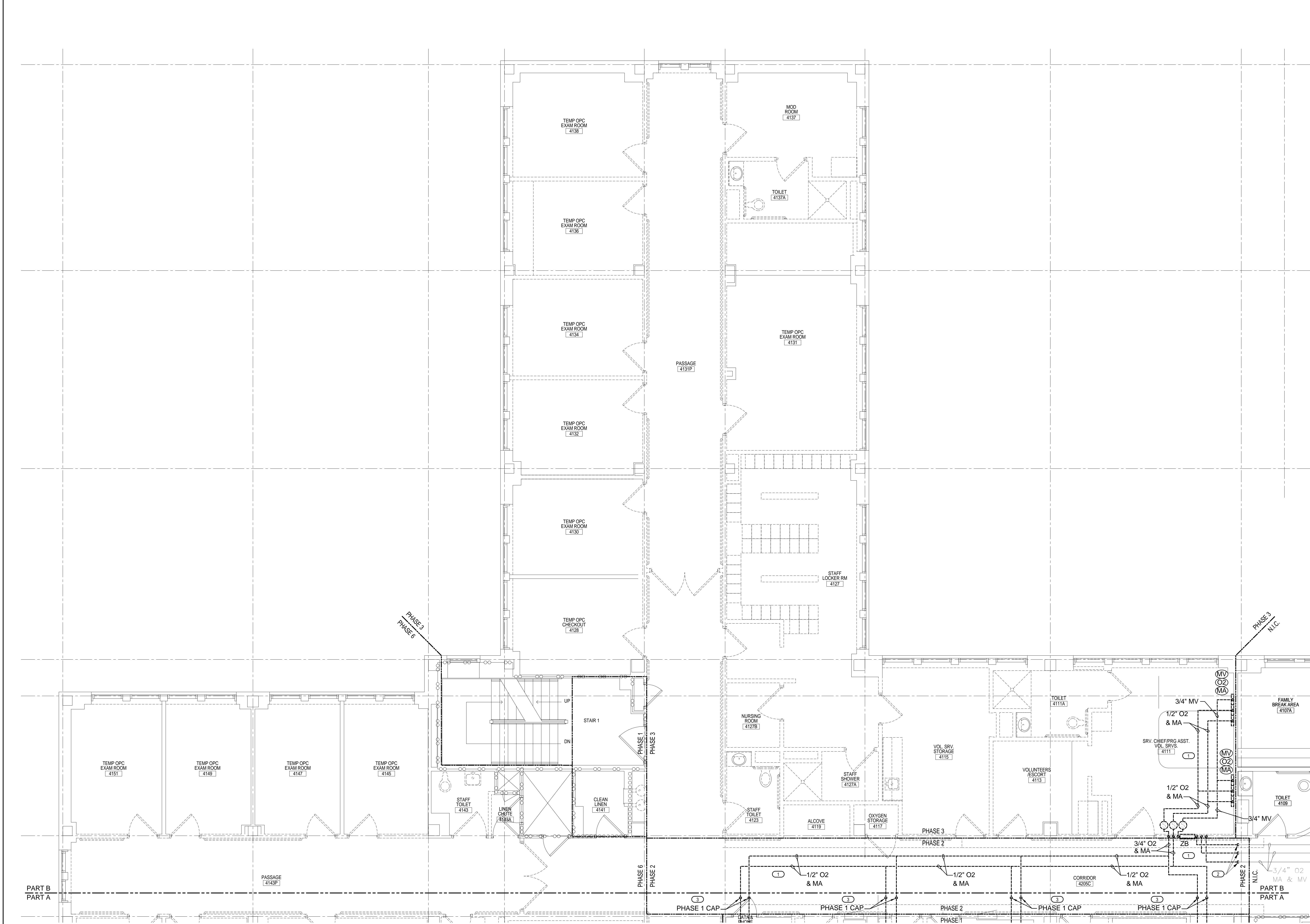
Drawing Number
MGD101

Dwg. 44 of 100

Office of
Construction
and Facilities
Management

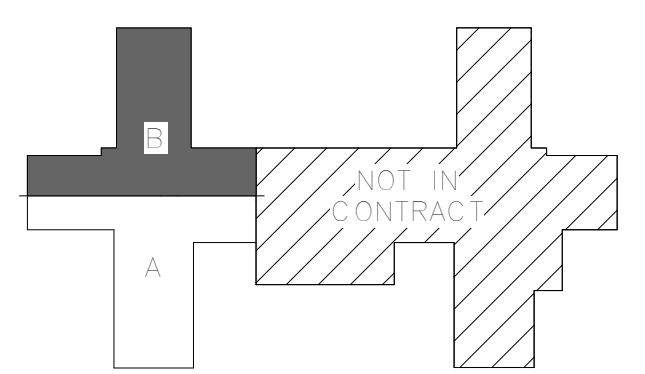
Department of
Veterans Affairs

three inches = one foot
one and one half inches = one foot
one inch = one foot
three quarters inch = one foot
one half inch = one foot
three eighths inch = one foot
one quarter inch = one foot
one eighth inch = one foot
one eighth inch = one foot



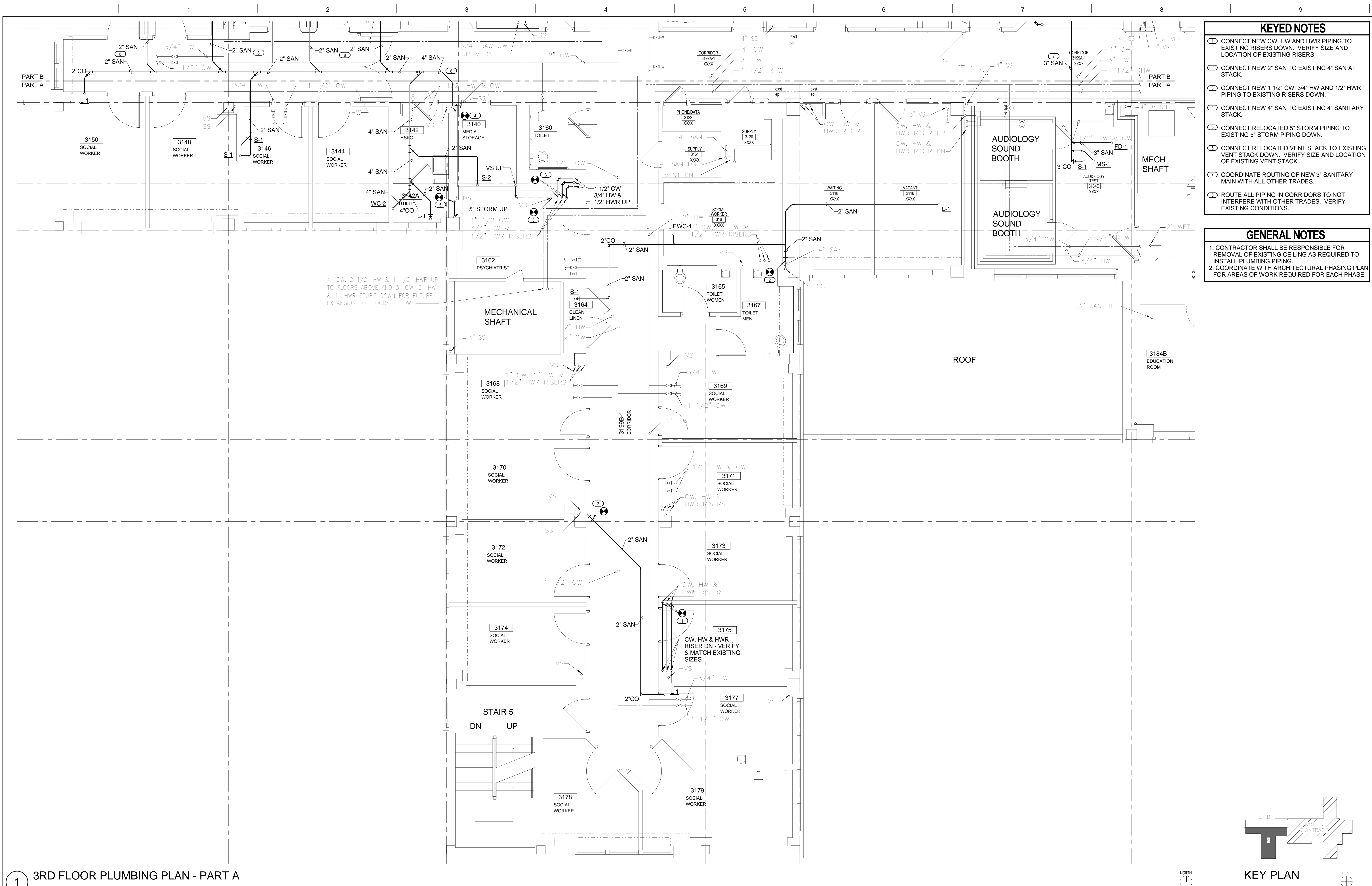
- ### KEYED NOTES
- 1. REMOVE EXISTING MEDICAL GAS PIPING, OUTLETS AND EQUIPMENT AS SHOWN DASHED AND BOLD.
 - 2. TEMPORARILY CAP O2 AND MA PIPING FOR CONNECTION DURING NEW CONSTRUCTION. PERMANENTLY CAP MV PIPING.
 - 3. CAP PIPING AS SHOWN DURING PHASE 1. REST OF PIPING SHALL BE REMOVED AS SHOWN DURING PHASE 2 AND 3.

- ### GENERAL NOTES
- MEDICAL GAS SERVING ROOMS TO REMAIN IN SERVICE SHALL BE COMPLETED WITH MAXIMUM DOWN TIME OF 4 DAYS. DEMO AND NEW WORK SHALL BE DONE FROM SATURDAY THRU TUESDAY. ROUTE NEW PIPING TO NOT INTERFERE WITH NEW CONSTRUCTION. COORDINATE WITH ALL OTHER TRADES.
 - CONTRACTOR SHALL BE RESPONSIBLE FOR REMOVAL OF EXISTING CEILING AS REQUIRED TO INSTALL MEDICAL GAS PIPING.
 - COORDINATE WITH ARCHITECTURAL PHASING PLAN.







1 4TH FLOOR MEDICAL GAS DEMOLITION PLAN - PART B
1/4" = 1'-0"

																																																																																																																																																																																																																																																																																																																																																																																																																																																																																																																																																																																																																																																																																																																																																																																																																																																																																																																																																																																																																																																																																																																																																																																																																																																																																																																																																																																																																																																																																																</
--	--	--	--	--	--	--	--	--	--	--	--	--	--	--	--	--	--	--	--	--	--	--	--	--	--	--	--	--	--	--	--	--	--	--	--	--	--	--	--	--	--	--	--	--	--	--	--	--	--	--	--	--	--	--	--	--	--	--	--	--	--	--	--	--	--	--	--	--	--	--	--	--	--	--	--	--	--	--	--	--	--	--	--	--	--	--	--	--	--	--	--	--	--	--	--	--	--	--	--	--	--	--	--	--	--	--	--	--	--	--	--	--	--	--	--	--	--	--	--	--	--	--	--	--	--	--	--	--	--	--	--	--	--	--	--	--	--	--	--	--	--	--	--	--	--	--	--	--	--	--	--	--	--	--	--	--	--	--	--	--	--	--	--	--	--	--	--	--	--	--	--	--	--	--	--	--	--	--	--	--	--	--	--	--	--	--	--	--	--	--	--	--	--	--	--	--	--	--	--	--	--	--	--	--	--	--	--	--	--	--	--	--	--	--	--	--	--	--	--	--	--	--	--	--	--	--	--	--	--	--	--	--	--	--	--	--	--	--	--	--	--	--	--	--	--	--	--	--	--	--	--	--	--	--	--	--	--	--	--	--	--	--	--	--	--	--	--	--	--	--	--	--	--	--	--	--	--	--	--	--	--	--	--	--	--	--	--	--	--	--	--	--	--	--	--	--	--	--	--	--	--	--	--	--	--	--	--	--	--	--	--	--	--	--	--	--	--	--	--	--	--	--	--	--	--	--	--	--	--	--	--	--	--	--	--	--	--	--	--	--	--	--	--	--	--	--	--	--	--	--	--	--	--	--	--	--	--	--	--	--	--	--	--	--	--	--	--	--	--	--	--	--	--	--	--	--	--	--	--	--	--	--	--	--	--	--	--	--	--	--	--	--	--	--	--	--	--	--	--	--	--	--	--	--	--	--	--	--	--	--	--	--	--	--	--	--	--	--	--	--	--	--	--	--	--	--	--	--	--	--	--	--	--	--	--	--	--	--	--	--	--	--	--	--	--	--	--	--	--	--	--	--	--	--	--	--	--	--	--	--	--	--	--	--	--	--	--	--	--	--	--	--	--	--	--	--	--	--	--	--	--	--	--	--	--	--	--	--	--	--	--	--	--	--	--	--	--	--	--	--	--	--	--	--	--	--	--	--	--	--	--	--	--	--	--	--	--	--	--	--	--	--	--	--	--	--	--	--	--	--	--	--	--	--	--	--	--	--	--	--	--	--	--	--	--	--	--	--	--	--	--	--	--	--	--	--	--	--	--	--	--	--	--	--	--	--	--	--	--	--	--	--	--	--	--	--	--	--	--	--	--	--	--	--	--	--	--	--	--	--	--	--	--	--	--	--	--	--	--	--	--	--	--	--	--	--	--	--	--	--	--	--	--	--	--	--	--	--	--	--	--	--	--	--	--	--	--	--	--	--	--	--	--	--	--	--	--	--	--	--	--	--	--	--	--	--	--	--	--	--	--	--	--	--	--	--	--	--	--	--	--	--	--	--	--	--	--	--	--	--	--	--	--	--	--	--	--	--	--	--	--	--	--	--	--	--	--	--	--	--	--	--	--	--	--	--	--	--	--	--	--	--	--	--	--	--	--	--	--	--	--	--	--	--	--	--	--	--	--	--	--	--	--	--	--	--	--	--	--	--	--	--	--	--	--	--	--	--	--	--	--	--	--	--	--	--	--	--	--	--	--	--	--	--	--	--	--	--	--	--	--	--	--	--	--	--	--	--	--	--	--	--	--	--	--	--	--	--	--	--	--	--	--	--	--	--	--	--	--	--	--	--	--	--	--	--	--	--	--	--	--	--	--	--	--	--	--	--	--	--	--	--	--	--	--	--	--	--	--	--	--	--	--	--	--	--	--	--	--	--	--	--	--	--	--	--	--	--	--	--	--	--	--	--	--	--	--	--	--	--	--	--	--	--	--	--	--	--	--	--	--	--	--	--	--	--	--	--	--	--	--	--	--	--	--	--	--	--	--	--	--	--	--	--	--	--	--	--	--	--	--	--	--	--	--	--	--	--	--	--	--	--	--	--	--	--	--	--	--	--	--	--	--	--	--	--	--	--	--	--	--	--	--	--	--	--	--	--	--	--	--	--	--	--	--	--	--	--	--	--	--	--	--	--	--	--	--	--	--	--	--	--	--	--	--	--	--	--	--	--	--	--	--	--	--	--	--	--	--	--	--	--	--	--	--	--	--	--	--	--	--	--	--	--	--	--	--	--	--	--	--	--	--	--	--	--	--	--	--	--	--	--	--	--	--	--	--	--	--	--	--	--	--	--	--	--	--	--	--	--	--	--	--	--	--	--	--	--	--	--	--	--	--	--	--	--	--	--	--	--	--	--	--	--	--	--	--	--	--	--	--	--	--	--	--	--	--	--	--	--	--	--	--	--	--	--	--	--	--	--	--	--	--	--	--	--	--	--	--	--	--	--	--	--	--	--	--	--	--	--	--	--	--	--	--	--	--	--	--	--	--	--	--	--	--	--	--	--	--	--	--	--	--	--	--	--	--	--	--	--	--	--	--	--	--	--	--	--	--	--	--	--	--	--	--	--	--	--	--	--	--	--	--	--	--	--	--	--	--	--	--	--	--	--	--	--	--	--	--	--	--	--	--	--	--	--	--	--	--	--	--	--	--	--	--	--	--	--	--	--	--	--	--	--	--	--	--	--	--	--	--	--	--	--	--	--	--	--	--	--	--	--	--	--	--	--	--	--	--	--	--	--	--	--	--	--	--	--	--	--	--	--	--	--	--	--	--	--	--	--	--	--	--	--	--	--	--	--	--	--	--	--	--	--	--	--	--	--	--	--	--	--	--	--	--	--	--	--	--	--	--	--	--	--	--	--	--	--	--	--	--	--	--	--	--	--	--	--	--	--	--	--	--	--	--	--	--	--	--	--	--	--	--	--	--	--	--	--	--	--	--	--	--	--	--	--	--	--	--	--	--	--	--	--	--	--	--	--	--	--	--	--	--	--	--	--	--	--	--	--	--	--	--	--	--	--	--	--	--	--	--	--	--	--	--	--	--	--	--	--	--	--	--	--	--	--	--	--	--	--	--	--	--	--	--	--	--	--	--	--	--	--	--	--	--	--	--	--	--	--	--	--	--	--	--	--	--	--	--	--	--	--	--	--	--	--	--	--	--	--	--	--	--	--	--	--	--	--	--	--	--	--	--	--	--	--	--	--	--	--	--	--	--	--	--	--	--	--	--	--	--	--	--	--	--	--	--	--	--	----



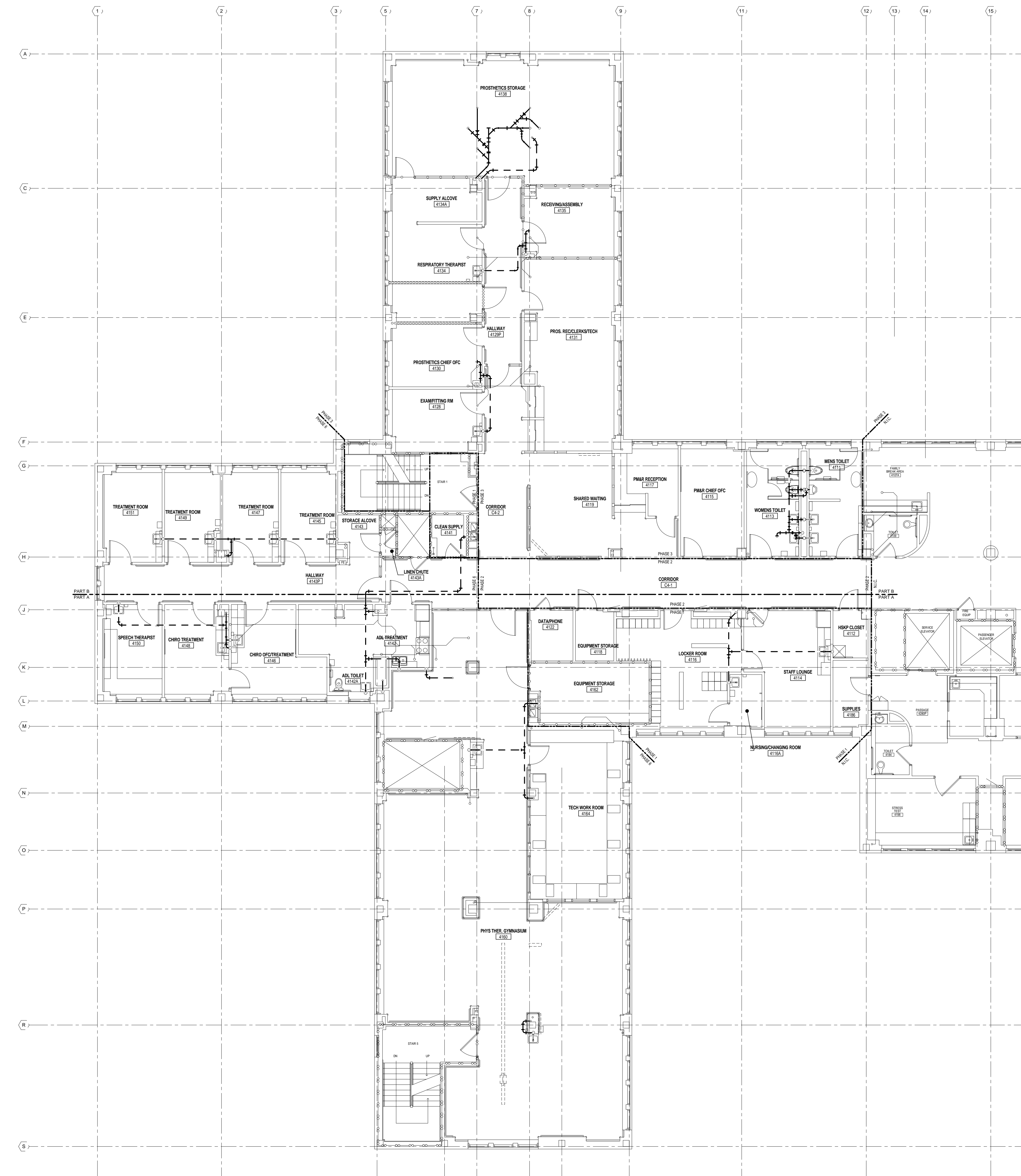
- KEYED NOTES**
 - 1. CONNECT NEW CW, HW AND HWR PIPING TO EXISTING RISERS DOWN. VERIFY SIZE AND LOCATION OF EXISTING RISERS.
 - 2. CONNECT NEW 2" SAN TO EXISTING 4" SAN AT STACK.
 - 3. CONNECT NEW 1 1/2" CW, 3/4" HW AND 1/2" HWR PIPING TO EXISTING RISERS DOWN.
 - 4. CONNECT NEW 4" SAN TO EXISTING 4" SANITARY STACK.
 - 5. CONNECT RELOCATED 5" STORM PIPING TO EXISTING 5" STORM PIPING DOWN.
 - 6. CONNECT RELOCATED VENT STACK TO EXISTING VENT STACK DOWN. VERIFY SIZE AND LOCATION OF EXISTING VENT STACK.
 - 7. COORDINATE ROUTING OF NEW 3" SANITARY MAIN WITH ALL OTHER TRADES.
 - 8. ROUTE ALL PIPING IN CORRIDORS TO NOT INTERFERE WITH OTHER TRADES. VERIFY EXISTING CONDITIONS.
- GENERAL NOTES**
 - 1. CONTRACTOR SHALL BE RESPONSIBLE FOR REMOVAL OF EXISTING CEILING AS REQUIRED TO INSTALL PLUMBING PIPING.
 - 2. COORDINATE WITH ARCHITECTURAL PHASING PLAN FOR AREAS OF WORK REQUIRED FOR EACH PHASE.

1 3RD FLOOR PLUMBING PLAN - PART A
1/4" = 1'-0"

<div>100% CONSTRUCTION DOCUMENTS</div> <div>Revisions:</div>	<div>CONSULTANTS:</div> <div> engineers consultants commissioning MEP Associates, LLC 2750 Arbor Court Eau Claire, WI 54601 Phone: 715.832.5580 Fax: 715.832.5568 www.mepassociates.com MEP PROJECT NO.: N06.13.01</div>	<div></div> <div>ARCHITECT/ENGINEERS:  420 RAIL STREET NEGAUNEE, MI 49866 PHONE: 906-475-6616 FAX: 906-475-6954 NDW PROJECT NUMBER: 1214</div>	<div>Drawing Title</div> <div>3RD FLOOR PLUMBING PLAN - PART A</div>	<div>Project Title</div> <div>Renovate Four West</div>	<div>Project Number</div> <div>585-12-132</div>	<div>Office of Construction and Facilities Management</div> <div> Department of Veterans Affairs</div>			
				<div>Approved: Project Director</div>	<div>Location</div> <div>IRON MOUNTAIN, MICHIGAN</div>		<div>Building Number</div> <div>1</div>	<div>Drawing Number</div> <div>PL101</div>	
					<div>Date</div> <div>11/04/2013</div>		<div>Checked</div> <div>TCC</div>	<div>Drawn</div> <div>NCF</div>	<div>Dwg. 47 of 100</div>

three inches = one foot
one and one half inches = one foot
one inch = one foot
three quarters inch = one foot
three eighths inch = one foot
one half inch = one foot
one quarter inch = one foot
one eighth inch = one foot

- GENERAL NOTES**
1. CONTRACTOR SHALL BE RESPONSIBLE FOR REMOVAL OF EXISTING CEILING AS REQUIRED TO INSTALL PLUMBING PIPING.
 2. COORDINATE WITH ARCHITECTURAL PHASING PLAN.



1 4TH FLOOR WASTE PLUMBING PLAN - OVERALL
1/8" = 1'-0"

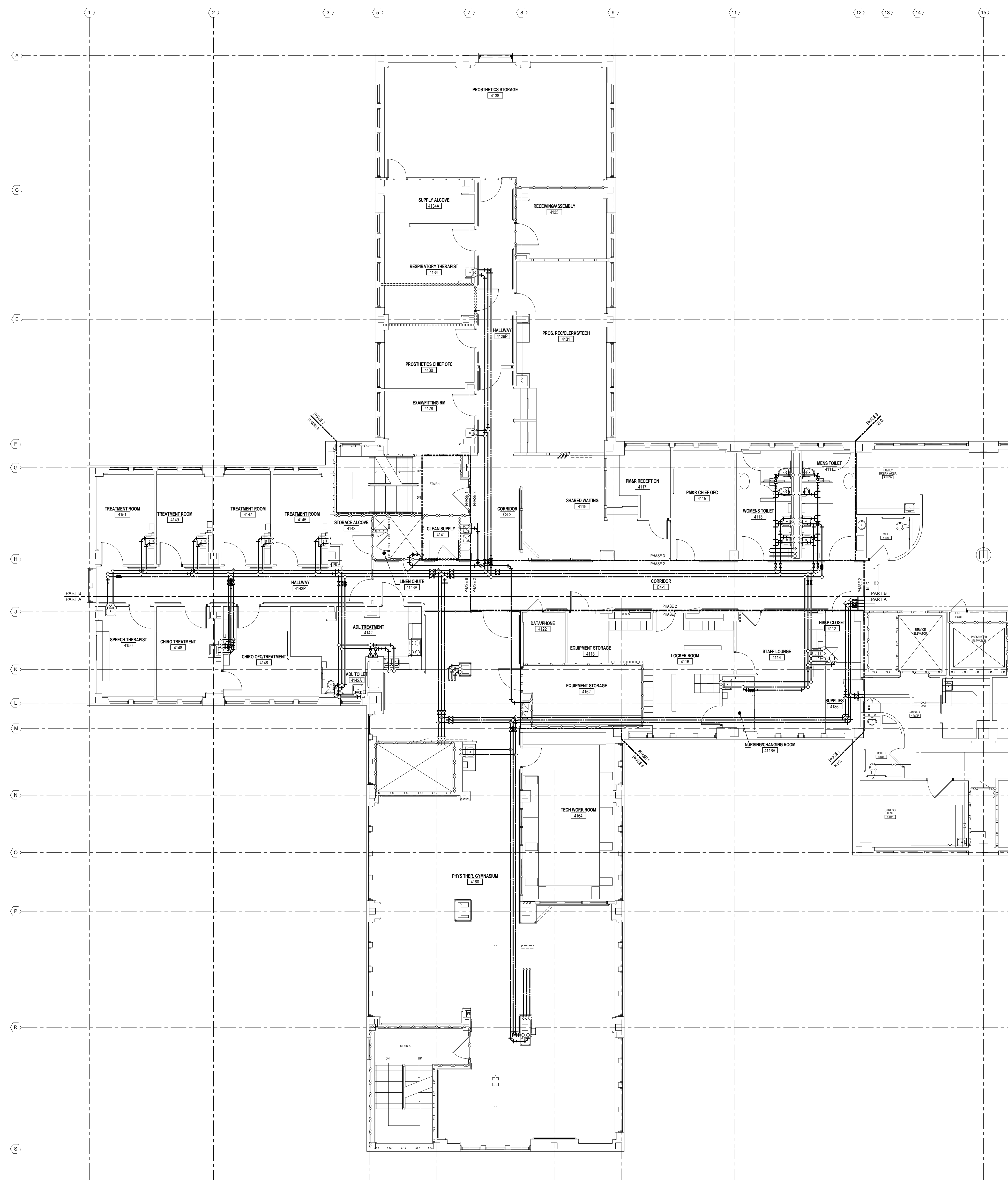


CONSULTANTS: engineers consultants commissioning MEP Associates, LLC 2750 Arbor Court Eau Claire, WI 54701 Phone: 715.832.5580 Fax: 715.832.5568 www.mepassociates.com MEP PROJECT NO.: N06.13.01			ARCHITECT/ENGINEERS: 420 RAIL STREET NEGAUNEE, MI 49866 PHONE: 906-475-6616 FAX: 906-475-6954 NDW PROJECT NUMBER: 1214	Drawing Title 4TH FLOOR WASTE PLUMBING PLAN - OVERALL FOR REFERENCE ONLY		Project Title Renovate Four West		Project Number 585-12-132		Office of Construction and Facilities Management
100% CONSTRUCTION DOCUMENTS - REVISED Revisions: Date				Approved: Project Director		Location IRON MOUNTAIN, MICHIGAN		Building Number 1		

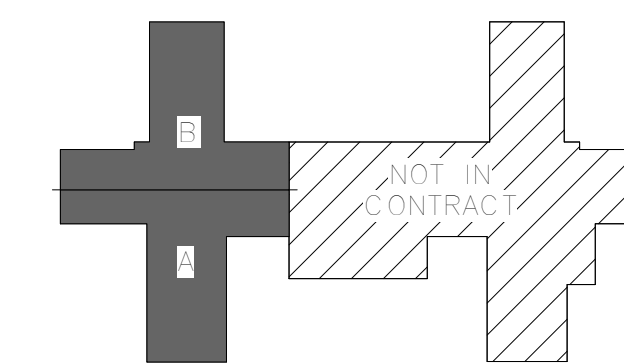
VA FORM 08-6231, OCT 1976

GENERAL NOTES

1. DOMESTIC WATER SERVING ROOMS TO REMAIN IN SERVICE SHALL BE COMPLETED WITH MAXIMUM DOWN TIME OF 4 DAYS. DEMO AND NEW WORK SHALL BE DONE FROM SATURDAY THRU TUESDAY. ROUTE NEW PIPING TO NOT INTERFERE WITH NEW CONSTRUCTION. COORDINATE WITH ALL OTHER TRADES.
2. SET ALL CIRCUIT SETTERS TO 0.5 GPM.
3. CONTRACTOR SHALL BE RESPONSIBLE FOR REMOVAL OF EXISTING CEILING AS REQUIRED TO INSTALL PLUMBING.
4. COORDINATE WITH ARCHITECTURAL PHASING PLAN.

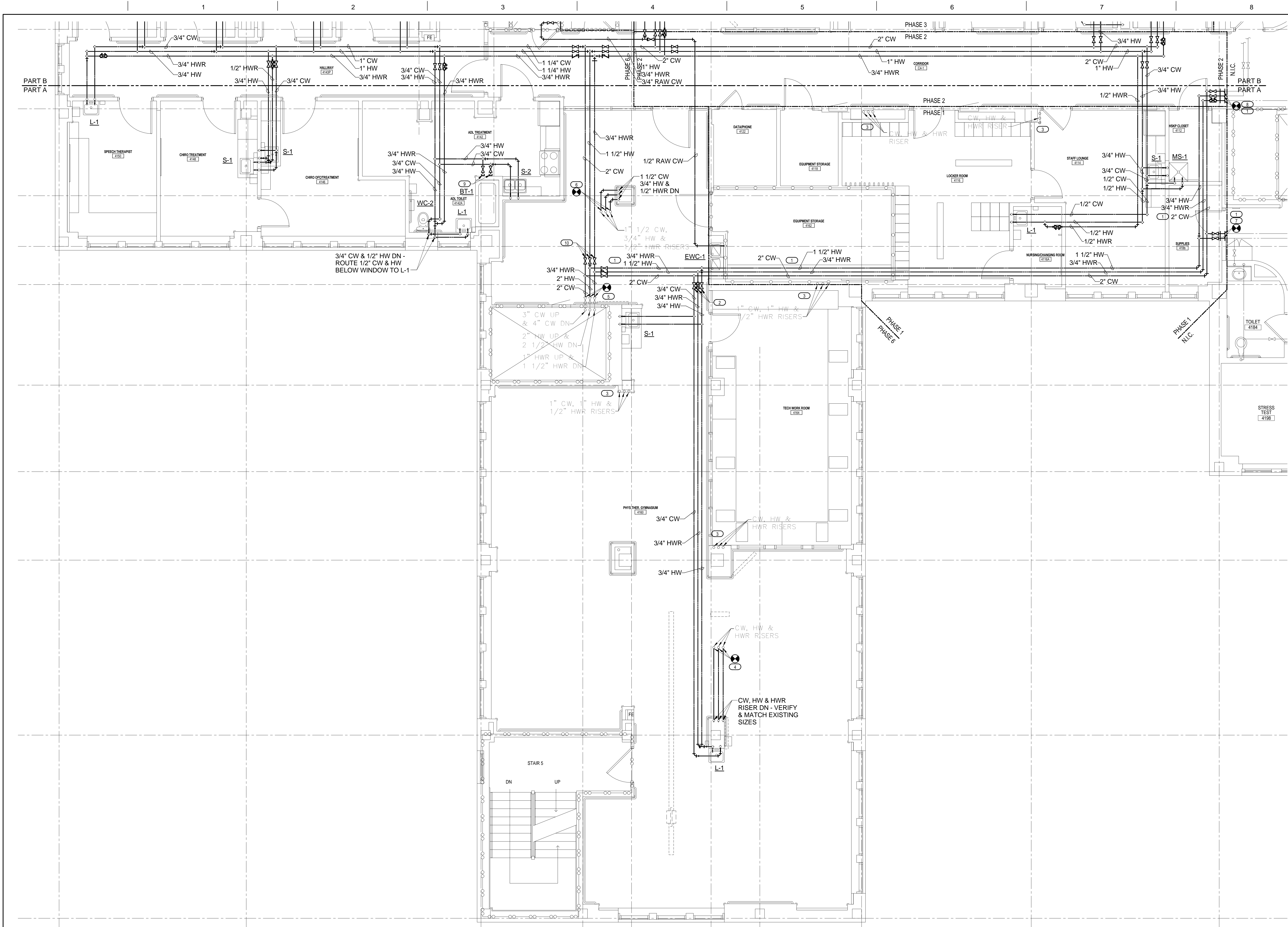


1 4TH FLOOR WATER PLUMBING PLAN - OVERALL
1/8" = 1'-0"



KEY PLAN

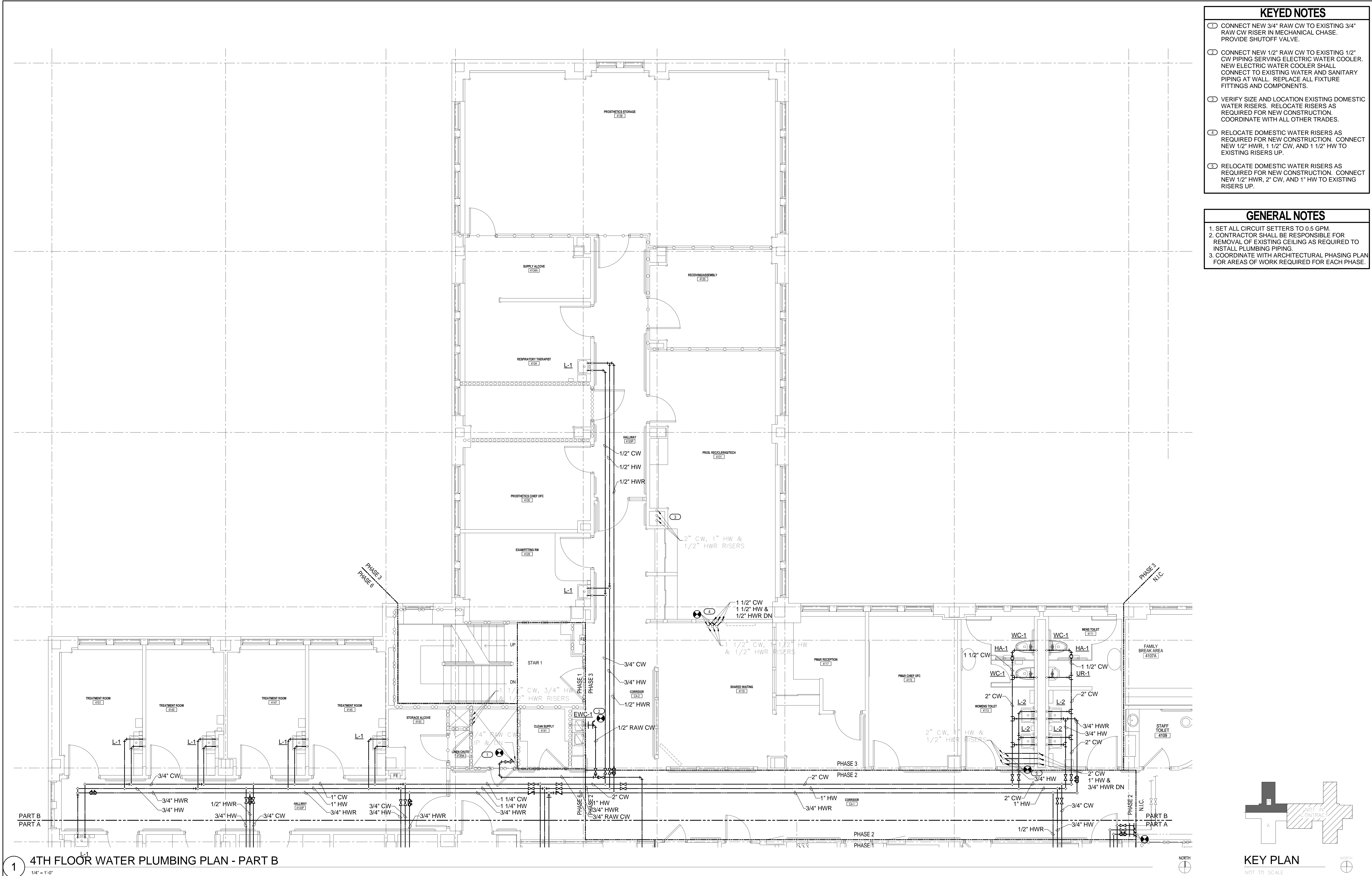
[illegible]



- KEYED NOTES**
 - DOMESTIC WATER SERVING ROOMS TO REMAIN IN SERVICE SHALL BE COMPLETED WITH MAXIMUM DOWN TIME OF 4 DAYS. DEMO AND NEW WORK SHALL BE DONE FROM SATURDAY THRU TUESDAY. ROUTE NEW PIPING TO NOT INTERFERE WITH NEW CONSTRUCTION. COORDINATE WITH ALL OTHER TRADES.
 - PROVIDE 3/4\"/>
 - VERIFY SIZE AND LOCATION EXISTING DOMESTIC WATER RISERS. RELOCATE RISERS AS REQUIRED FOR NEW CONSTRUCTION. COORDINATE WITH ALL OTHER TRADES.
 - RELOCATE DOMESTIC WATER RISERS AS REQUIRED FOR NEW CONSTRUCTION. CONNECT NEW HWR, CW, AND HW TO EXISTING RISERS UP. VERIFY SIZE OF EXISTING RISERS.
 - CONNECT NEW 2\"/>
 - RELOCATE DOMESTIC WATER RISERS AS REQUIRED FOR NEW CONSTRUCTION. CONNECT NEW 1/2\"/>
 - CONNECT NEW 1 1/2\"/>
 - CONNECT NEW 2\"/>
 - PROVIDE 1/2\"/>
 - PROVIDE 2\"/>
- GENERAL NOTES**
 - SET ALL CIRCUIT SETTERS TO 0.5 GPM.
 - CONTRACTOR SHALL BE RESPONSIBLE FOR REMOVAL OF EXISTING CEILING AS REQUIRED TO INSTALL PLUMBING PIPING.
 - COORDINATE WITH ARCHITECTURAL PHASING PLAN FOR AREAS OF WORK REQUIRED FOR EACH PHASE.

1 4TH FLOOR WATER PLUMBING PLAN - PART A
1/4" = 1'-0"

--	--	--	--	--	--	--	--	--	--	--	--	--	--	--	--	--	--	--	--	--	--	--	--	--	--	--	--	--	--	--	--	--	--	--	--	--	--	--	--	--	--	--	--	--	--	--	--	--	--	--	--	--	--	--	--	--	--	--	--	--	--	--	--	--	--	--	--	--	--	--	--	--	--	--	--	--	--	--	--	--	--	--	--	--	--	--	--	--	--	--	--	--	--	--	--	--	--	--	--	--	--	--	--	--	--	--	--	--	--	--	--	--	--	--	--	--	--	--	--	--	--	--	--	--	--	--	--	--	--	--	--	--	--	--	--	--	--	--	--	--	--	--	--	--	--	--	--	--	--	--	--	--	--	--	--	--	--	--	--	--	--	--	--	--	--	--	--	--	--	--	--	--	--	--	--	--	--	--	--	--	--	--	--	--	--	--	--	--	--	--	--	--	--	--	--	--	--	--	--	--	--	--	--	--	--	--	--	--	--	--	--	--	--	--	--	--	--	--	--	--	--	--	--	--	--	--	--	--	--	--	--	--	--	--	--	--	--	--	--	--	--	--	--	--	--	--	--	--	--	--	--	--	--	--	--	--	--	--	--	--	--	--	--	--	--	--	--	--	--	--	--	--	--	--	--	--	--	--	--	--	--	--	--	--	--	--	--	--	--	--	--	--	--	--	--	--	--	--	--	--	--	--	--	--	--	--	--	--	--	--	--	--	--	--	--	--	--	--	--	--	--	--	--	--	--	--	--	--	--	--	--	--	--	--	--	--	--	--	--	--	--	--	--	--	--	--	--	--	--	--	--	--	--	--	--	--	--	--	--	--	--	--	--	--	--	--	--	--	--	--	--	--	--	--	--	--	--	--	--	--	--	--	--	--	--	--	--	--	--	--	--	--	--	--	--	--	--	--	--	--	--	--	--	--	--	--	--	--	--	--	--	--	--	--	--	--	--	--	--	--	--	--	--	--	--	--	--	--	--	--	--	--	--	--	--	--	--	--	--	--	--	--	--	--	--	--	--	--	--	--	--	--	--	--	--	--	--	--	--	--	--	--	--	--	--	--	--	--	--	--	--	--	--	--	--	--	--	--	--	--	--	--	--	--	--	--	--	--	--	--	--	--	--	--	--	--	--	--	--	--	--	--	--	--	--	--	--	--	--	--	--	--	--	--	--	--	--	--	--	--	--	--	--	--	--	--	--	--	--	--	--	--	--	--	--	--	--	--	--	--	--	--	--	--	--	--	--	--	--	--	--	--	--	--	--	--	--	--	--	--	--	--	--	--	--	--	--	--	--	--	--	--	--	--	--	--	--	--	--	--	--	--	--	--	--	--	--	--	--	--	--	--	--	--	--	--	--	--	--	--	--	--	--	--	--	--	--	--	--	--	--	--	--	--	--	--	--	--	--	--	--	--	--	--	--	--	--	--	--	--	--	--	--	--	--	--	--	--	--	--	--	--	--	--	--	--	--	--	--	--	--	--	--	--	--	--	--	--	--	--	--	--	--	--	--	--	--	--	--	--	--	--	--	--	--	--	--	--	--	--	--	--	--	--	--	--	--	--	--	--	--	--	--	--	--	--	--	--	--	--	--	--	--	--	--	--	--	--	--	--	--	--	--	--	--	--	--	--	--	--	--	--	--	--	--	--	--	--	--	--	--	--	--	--	--	--	--	--	--	--	--	--	--	--	--	--	--	--	--	--	--	--	--	--	--	--	--	--	--	--	--	--	--	--	--	--	--	--	--	--	--	--	--	--	--	--	--	--	--	--	--	--	--	--	--	--	--	--	--	--	--	--	--	--	--	--	--	--	--	--	--	--	--	--	--	--	--	--	--	--	--	--	--	--	--	--	--	--	--	--	--	--	--	--	--	--	--	--	--	--	--	--	--	--	--	--	--	--	--	--	--	--	--	--	--	--	--	--	--	--	--	--	--	--	--	--	--	--	--	--	--	--	--	--	--	--	--	--	--	--	--	--	--	--	--	--	--	--	--	--	--	--	--	--	--	--	--	--	--	--	--	--	--	--	--	--	--	--	--	--	--	--	--	--	--	--	--	--	--	--	--	--	--	--	--	--	--	--	--	--	--	--	--	--	--	--	--	--	--	--	--	--	--	--	--	--	--	--	--	--	--	--	--	--	--	--	--	--	--	--	--	--	--	--	--	--	--	--	--	--	--	--	--	--	--	--	--	--	--	--	--	--	--	--	--	--	--	--	--	--	--	--	--	--	--	--	--	--	--	--	--	--	--	--	--	--	--	--	--	--	--	--	--	--	--	--	--	--	--	--	--	--	--	--	--	--	--	--	--	--	--	--	--	--	--	--	--	--	--	--	--	--	--	--	--	--	--	--	--	--	--	--	--	--	--	--	--	--	--	--	--	--	--	--	--	--	--	--	--	--	--	--	--	--	--	--	--	--	--	--	--	--	--	--	--	--	--	--	--	--	--	--	--	--	--	--	--	--	--	--	--	--	--	--	--	--	--	--	--	--	--	--	--	--	--	--	--	--	--	--	--	--	--	--	--	--	--	--	--	--	--	--	--	--	--	--	--	--	--	--	--	--	--	--	--	--	--	--	--	--	--	--	--	--	--	--	--	--	--	--	--	--	--	--	--	--	--	--	--	--	--	--	--	--	--	--	--	--	--	--	--	--	--	--	--	--	--	--	--	--	--	--	--	--	--	--	--	--	--	--	--	--	--	--	--	--	--	--	--	--	--	--	--	--	--	--	--	--	--	--	--	--	--	--	--	--	--	--	--	--	--	--	--	--	--	--	--	--	--	--	--	--	--	--	--	--	--	--	--	--	--	--	--	--	--	--	--	--	--	--	--	--	--	--	--	--	--	--	--	--	--	--	--	--	--	--	--	--	--	--	--	--	--	--	--	--	--	--	--	--	--	--	--	--	--	--	--	--	--	--	--	--	--	--	--	--	--	--	--	--	--	--	--	--	--	--	--	--	--	--	--	--	--	--	--	--	--	--	--	--	--	--	--	--	--	--	--	--	--	--	--	--	--	--	--	--	--	--	--	--	--	--	--	--	--	--	--	--	--	--	--	--	--	--	--	--	--	--	--	--	--	--	--	--	--	--	--	--	--	--	--	--	--	--	--	--	--	--	--	--	--	--	--	--	--	--	--	--	--	--	--	--	--	--	--	--	--	--	--	--	--	--	--	--	--	--	--	--	--	--	--	--	--	--	--	--	--	--	--	--	--	--	--	--	--	--	--	--	--	--	--	--	--	--	--	--	--	--	--	--	--	--	--	--	--	--	--	--	--	--	--	--



- KEYED NOTES
- CONNECT NEW 3/4" RAW CW TO EXISTING 3/4" RAW CW RISER IN MECHANICAL CHASE. PROVIDE SHUTOFF VALVE.
- CONNECT NEW 1/2" RAW CW TO EXISTING 1/2" CW PIPING SERVING ELECTRIC WATER COOLER. NEW ELECTRIC WATER COOLER SHALL CONNECT TO EXISTING WATER AND SANITARY PIPING AT WALL. REPLACE ALL FIXTURE FITTINGS AND COMPONENTS.
- VERIFY SIZE AND LOCATION EXISTING DOMESTIC WATER RISERS. RELOCATE RISERS AS REQUIRED FOR NEW CONSTRUCTION. COORDINATE WITH ALL OTHER TRADES.
- RELOCATE DOMESTIC WATER RISERS AS REQUIRED FOR NEW CONSTRUCTION. CONNECT NEW 1/2" HWR, 1 1/2" CW, AND 1 1/2" HW TO EXISTING RISERS UP.
- RELOCATE DOMESTIC WATER RISERS AS REQUIRED FOR NEW CONSTRUCTION. CONNECT NEW 1/2" HWR, 2" CW, AND 1" HW TO EXISTING RISERS UP.

- GENERAL NOTES
1. SET ALL CIRCUIT SETTERS TO 0.5 GPM.

2. CONTRACTOR SHALL BE RESPONSIBLE FOR REMOVAL OF EXISTING CEILING AS REQUIRED TO INSTALL PLUMBING PIPING.

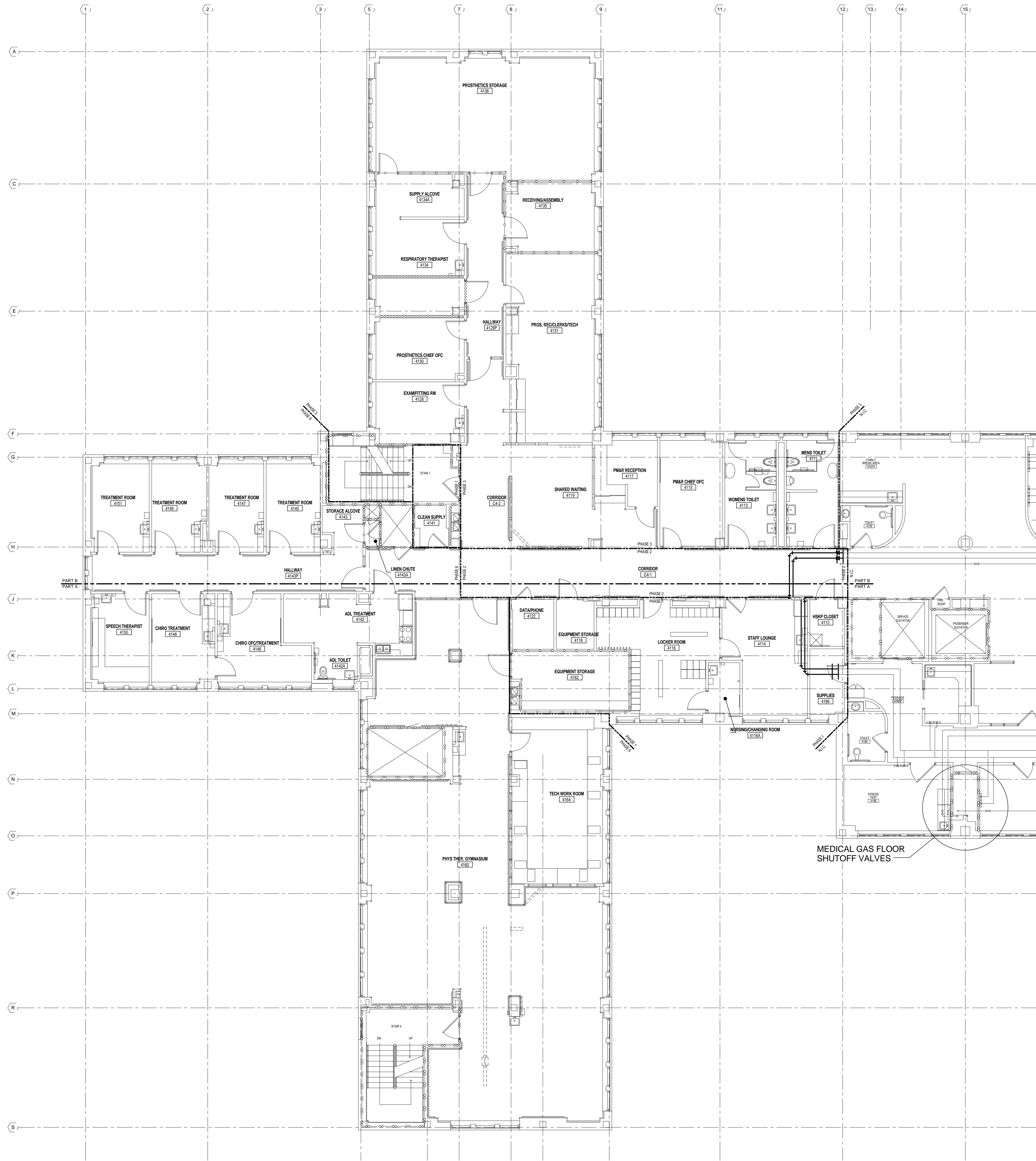
3. COORDINATE WITH ARCHITECTURAL PHASING PLAN FOR AREAS OF WORK REQUIRED FOR EACH PHASE.

1 4TH FLOOR WATER PLUMBING PLAN - PART B

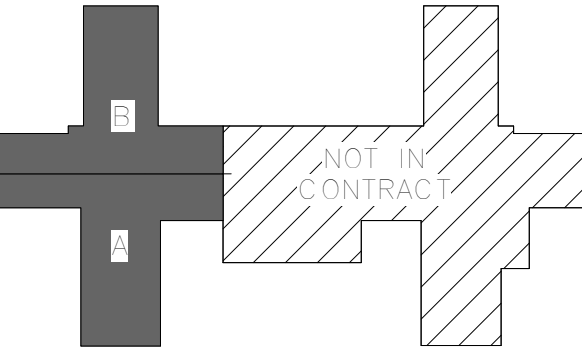
<div>CONSULTANTS:</div> <div><div>MEP ASSOCIATES, LLC</div><div>engineers consultants commissioning</div><div>MEP Associates, LLC 2750 Arbor Court Eau Claire, WI 54701 Phone: 715.832.5580 Fax: 715.832.5568 www.mepassociates.com MEP PROJECT NO.: N06.13.01</div></div>		<div></div>	<div>ARCHITECT/ENGINEERS:</div> <div><div>NORTHERN DESIGN WORKS</div><div>420 RAIL STREET NEGAUNEE, MI 49866 PHONE: 906-475-6616 FAX: 906-475-6954 NDW PROJECT NUMBER: 1214</div></div>	<div>Drawing Title</div> <div>4TH FLOOR WATER PLUMBING PLAN - PART B</div>	<div>Project Title</div> <div>Renovate Four West</div>	<div>Project Number</div> <div>585-12-132</div>	<div>Office of Construction and Facilities Management</div> <div></div> <div>Department of Veterans Affairs</div>
<div>100% CONSTRUCTION DOCUMENTS</div> <div>11/04/2013</div>			<div>Approved: Project Director</div>	<div>Location</div> <div>IRON MOUNTAIN, MICHIGAN</div>	<div>Building Number</div> <div>1</div>	<div>Drawing Number</div> <div>PL302</div>	
<div>Revisions:</div> <div>Date</div>			<div>Date</div> <div>11/04/2013</div>	<div>Checked</div> <div>TCC</div>	<div>Drawn</div> <div>NCF</div>	<div>Dwg. 54 of 100</div>	

three inches = one foot
one and one half inches = one foot
one inch = one foot
three quarters inch = one foot
three eighths inch = one foot
one half inch = one foot
one quarter inch = one foot
one eighth inch = one foot

- GENERAL NOTES**
1. MEDICAL GAS SERVING ROOMS TO REMAIN IN SERVICE SHALL BE COMPLETED WITH MAXIMUM DOWN TIME OF 4 DAYS. DEMO AND NEW WORK SHALL BE DONE FROM SATURDAY THRU TUESDAY. ROUTE NEW PIPING TO NOT INTERFERE WITH NEW CONSTRUCTION. COORDINATE WITH ALL OTHER TRADES.
 2. CONTRACTOR SHALL BE RESPONSIBLE FOR REMOVAL OF EXISTING CEILING AS REQUIRED TO INSTALL MEDICAL GAS PIPING.
 3. COORDINATE WITH ARCHITECTURAL PHASING PLAN.



1 4TH FLOOR MEDICAL GAS PLAN - OVERALL
1/8" = 1'-0"



KEY PLAN
NOT TO SCALE

100% CONSTRUCTION DOCUMENTS - REVISED	01/22/2014
Revisions:	Date

CONSULTANTS:

MEP ASSOCIATES, LLC

engineers | consultants | commissioning

MEP Associates, LLC | 2750 Arbor Court | Eau Claire, WI 54601
Phone: 715.832.5580 | Fax: 715.832.5568 | www.mepassociates.com
MEP PROJECT NO.: N06.13.01



ARCHITECT/ENGINEERS:

NORTHERN DESIGN WORKS

420 RAIL STREET
NEGAUNEE, MI 49866
PHONE: 906-475-6616
FAX: 906-475-6954
NDW PROJECT NUMBER: 1214

Drawing Title
4TH FLOOR MEDICAL GAS PLAN - OVERALL FOR REFERENCE ONLY

Approved: Project Director

Project Title
Renovate Four West

Location
IRON MOUNTAIN, MICHIGAN

Date
11/04/2013

Checked
TCC

Drawn
NCF

Project Number
585-12-132

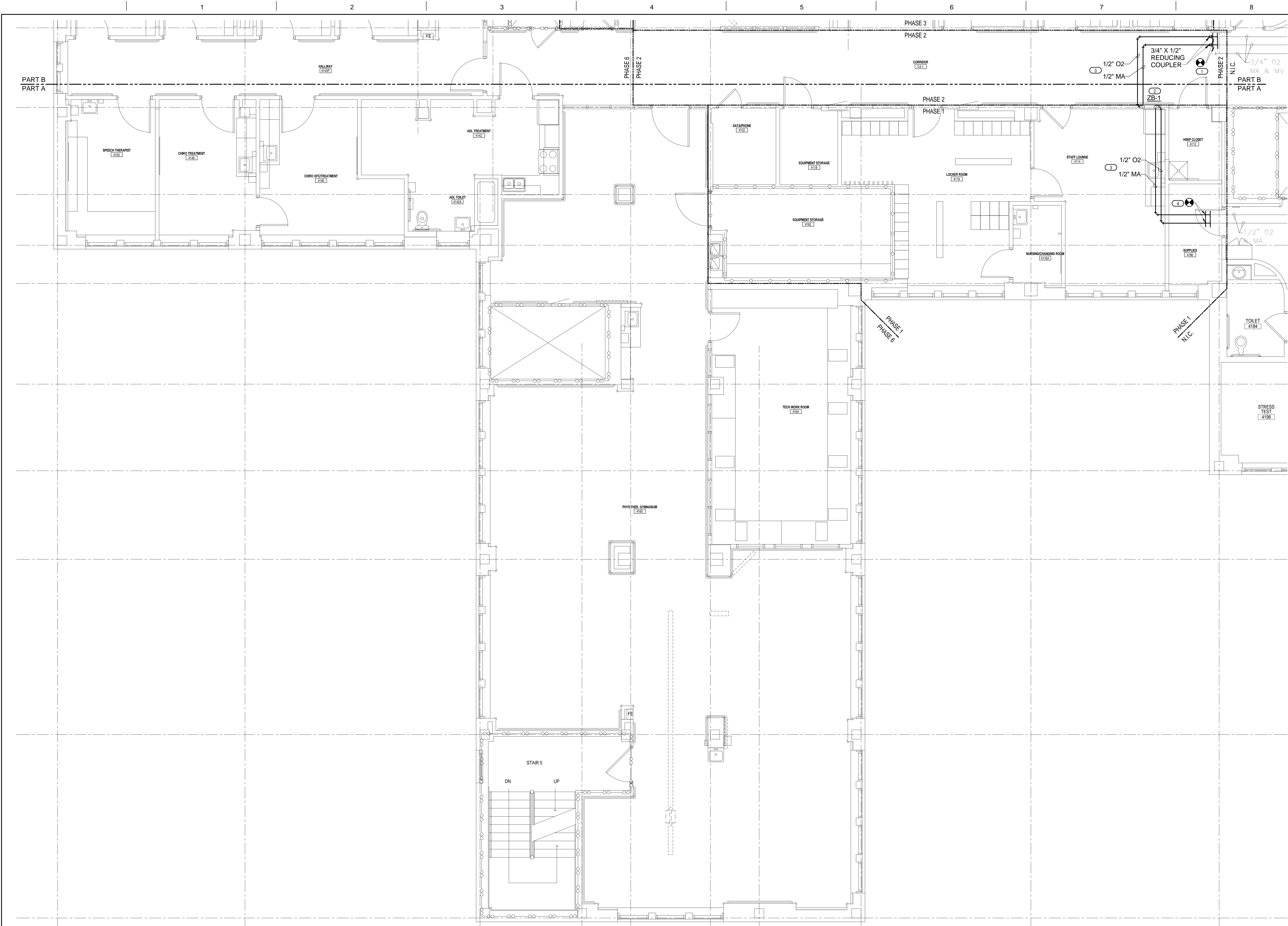
Building Number
1

Drawing Number
MG100

Dwg. 55 of 100

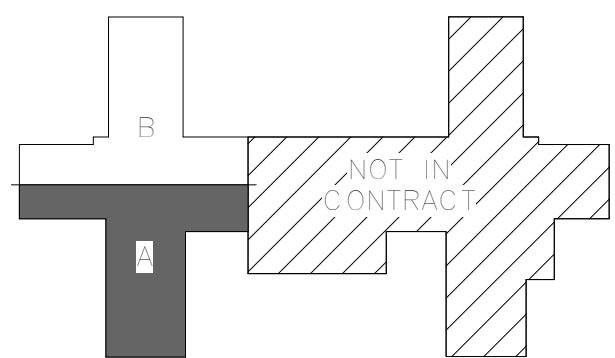
Office of
Construction
and Facilities
Management

Department of
Veterans Affairs



- ### KEYED NOTES
- CONNECT NEW 3/4" O2 AND 3/4" MA TO EXISTING 3/4" O2 AND 3/4" MA.
 - PROVIDE NEW ZONE VALVE BOX IN EXISTING WALL. COORDINATE LOCATION AND PATCHING AND REPAIRING OF EXISTING WALL WITH ARCHITECT. SEE SCHEDULE ON PL001.
 - ROUTE NEW PIPING TO NOT INTERFERE WITH NEW CONSTRUCTION. COORDINATE WITH ALL OTHER TRADES.
 - CONNECT NEW 1/2" O2 AND 1/2" MA TO EXISTING 1/2" O2 AND 1/2" MA.

- ### GENERAL NOTES
- MEDICAL GAS SERVING ROOMS TO REMAIN IN SERVICE SHALL BE COMPLETED WITH MAXIMUM DOWN TIME OF 4 DAYS. DEMO AND NEW WORK SHALL BE DONE FROM SATURDAY THRU TUESDAY. ROUTE NEW PIPING TO NOT INTERFERE WITH NEW CONSTRUCTION. COORDINATE WITH ALL OTHER TRADES.
 - CONTRACTOR SHALL BE RESPONSIBLE FOR REMOVAL OF EXISTING CEILING AS REQUIRED TO INSTALL MEDICAL GAS PIPING.
 - COORDINATE WITH ARCHITECTURAL PHASING PLAN.



1 4TH FLOOR MEDICAL GAS PLAN - PART A

100% CONSTRUCTION DOCUMENTS - REVISED	01/22/2014
Revisions:	Date


CONSULTANTS:



engineers | consultants | commissioning
MEP Associates, LLC | 2750 Arbor Court | Eau Claire, WI 54601
Phone: 715.832.5580 | Fax: 715.832.5568 | www.mepassociates.com
MEP PROJECT NO.: N08.13.01



ARCHITECT/ENGINEERS:



420 RAIL STREET
NEGAUNEE, MI 49866
PHONE: 906-475-6616
FAX: 906-475-6954
NDW PROJECT NUMBER: 1214

Drawing Title
4TH FLOOR MEDICAL GAS PLAN - PART A

Approved: Project Director

Project Title
Renovate Four West

Location
IRON MOUNTAIN, MICHIGAN

Date
11/04/2013

Checked
TCC

Drawn
NCF

Project Number
585-12-132
Building Number
1

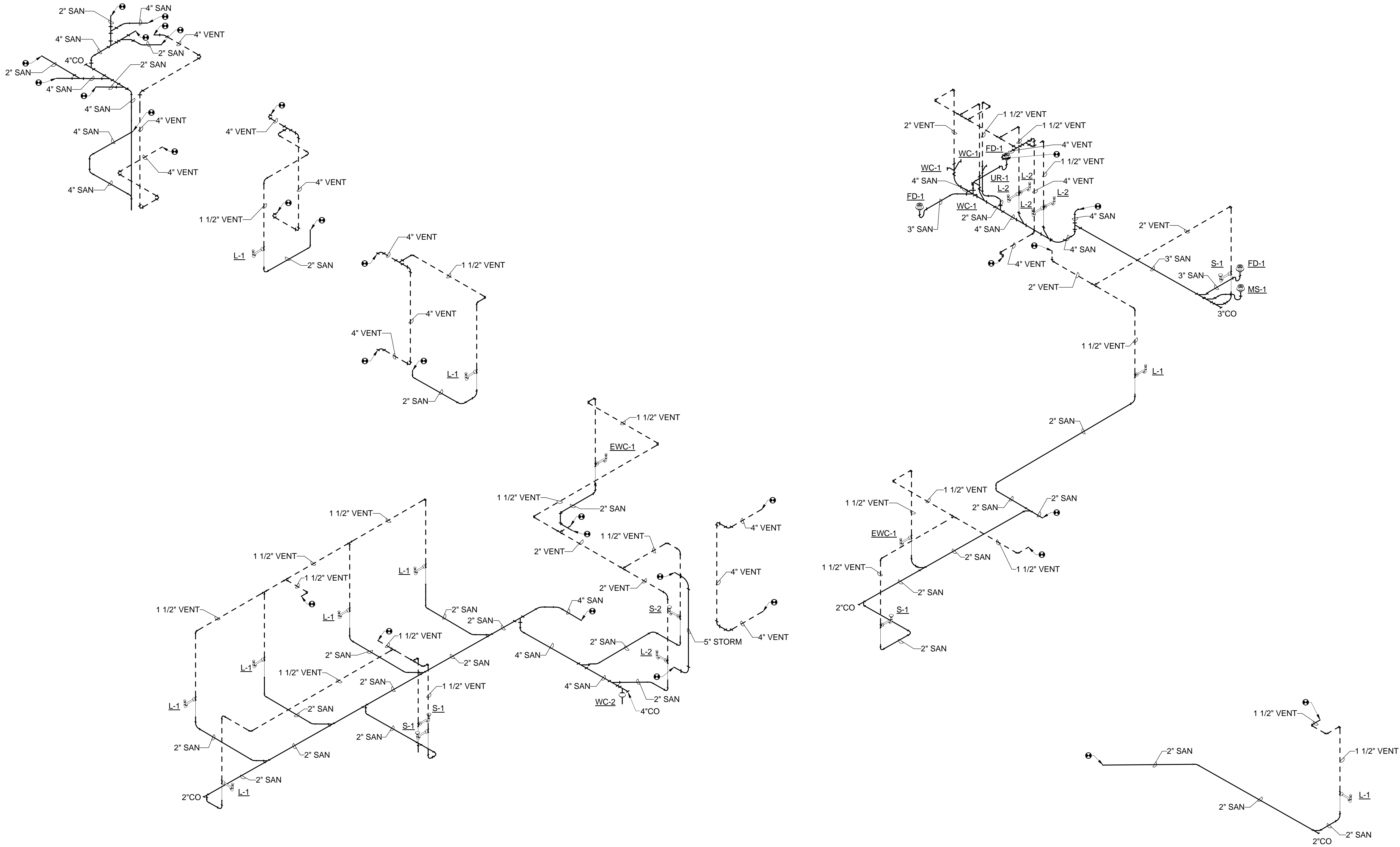
Drawing Number
MG101

Dwg. 56 of 100

Office of
Construction
and Facilities
Management



three inches = one foot
one and one half inches = one foot
one inch = one foot
three quarters inch = one foot
one half inch = one foot
three eighths inch = one foot
one quarter inch = one foot
one eighth inch = one foot



1 PLUMBING WASTE ISOMETRIC

		CONSULTANTS:			ARCHITECT/ENGINEERS:		Drawing Title PLUMBING WASTE ISOMETRIC		Project Title Renovate Four West		Project Number 585-12-132		Office of Construction and Facilities Management
		 engineers consultants commissioning MEP Associates, LLC 2750 Arbor Court Eau Claire, WI 54701 Phone: 715.832.5580 Fax: 715.832.5568 www.mepassociates.com MEP PROJECT NO.: N06.13.01			 420 RAIL STREET NEGAUNEE, MI 49866 PHONE: 906-475-6616 FAX: 906-475-6954 NDW PROJECT NUMBER: 1214		Approved: Project Director		Location IRON MOUNTAIN, MICHIGAN		Building Number 1		
											Drawing Number PL401		
											Dwg. 58 of 100		
100% CONSTRUCTION DOCUMENTS		11/04/2013							Date 11/04/2013		Checked TCC		
Revisions:		Date											

three inches = one foot
one and one half inches = one foot
one inch = one foot
three quarters inch = one foot
one half inch = one foot
three eighths inch = one foot
one quarter inch = one foot
one eighth inch = one foot

1 PLUMBING WATER ISOMETRIC

100% CONSTRUCTION DOCUMENTS	11/04/2013
Revisions:	Date

CONSULTANTS:

MEP ASSOCIATES, LLC

engineers | consultants | commissioning

MEP Associates, LLC | 2750 Arbor Court | Eau Claire, WI 54601
Phone: 715.832.5580 | Fax: 715.832.5568 | www.mepassociates.com
MEP PROJECT NO.: N06.13.01



ARCHITECT/ENGINEERS:

NORTHERN DESIGN WORKS

420 RAIL STREET
NEGAUNEE, MI 49866
PHONE: 906-475-6616
FAX: 906-475-6954
NDW PROJECT NUMBER: 1214

Drawing Title
PLUMBING WATER ISOMETRIC

Approved: Project Director

Project Title
Renovate Four West

Location
IRON MOUNTAIN, MICHIGAN

Date
11/04/2013

Checked
TCC

Drawn
NCF

Project Number
585-12-132

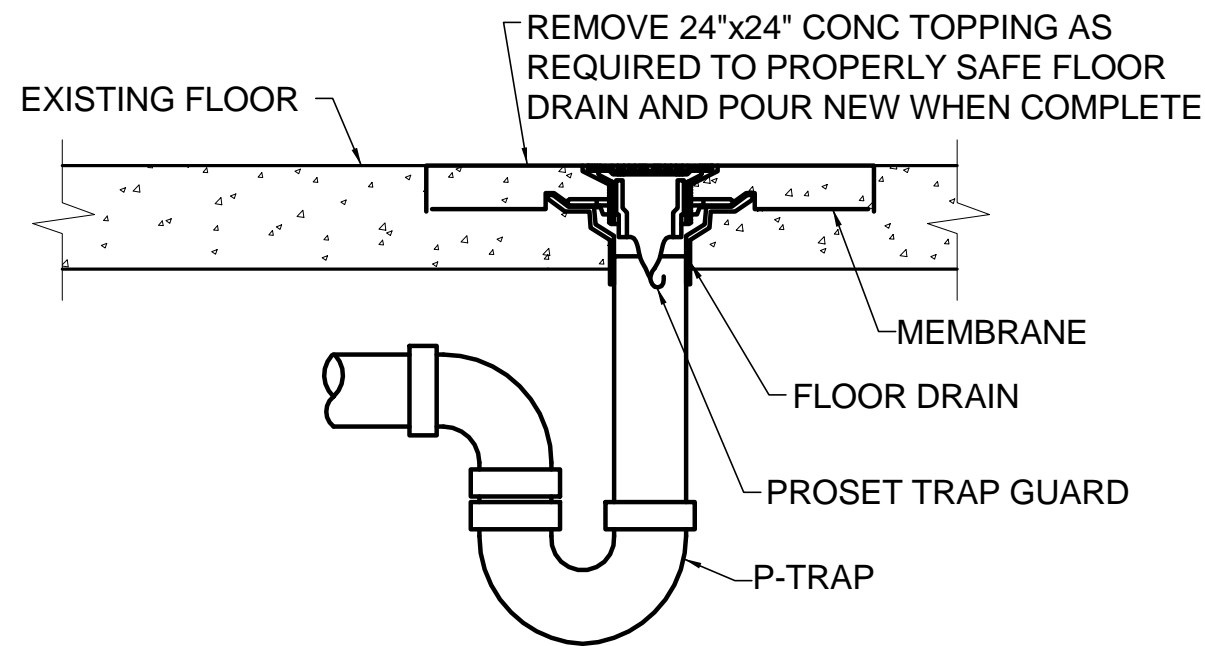
Building Number
1

Drawing Number
PL402

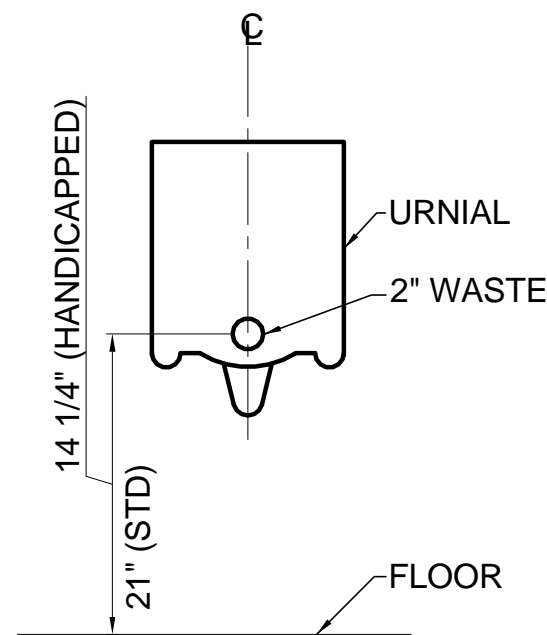
Dwg. 59 of 100

Office of
Construction
and Facilities
Management

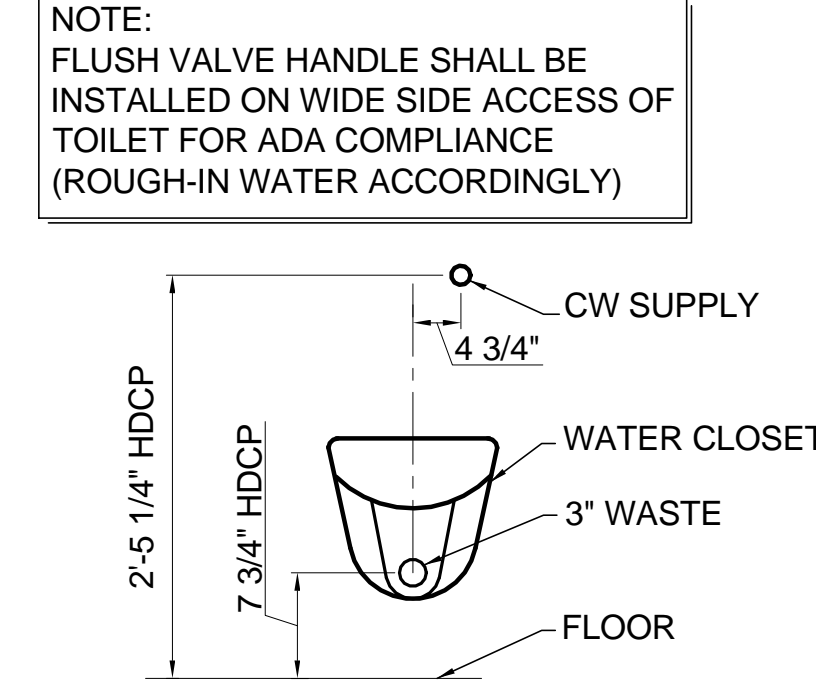
Department of
Veterans Affairs



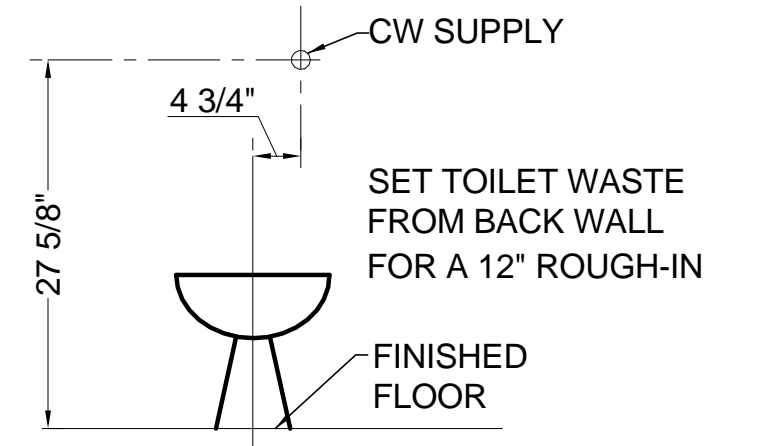
4 FLOOR DRAIN/SINK SAFING DETAIL
NOT TO SCALE



3 URINAL ROUGH-IN DETAIL
NOT TO SCALE

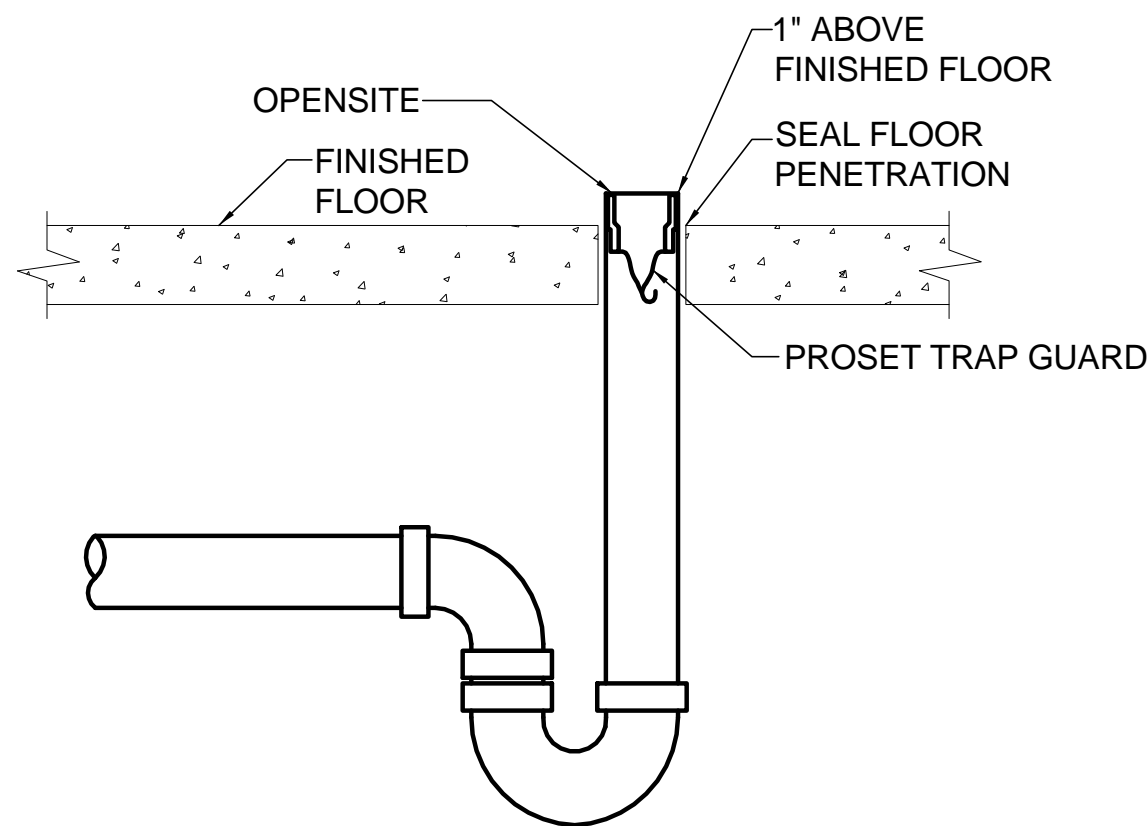


2 WATER CLOSET ROUGH-IN DETAIL
NOT TO SCALE

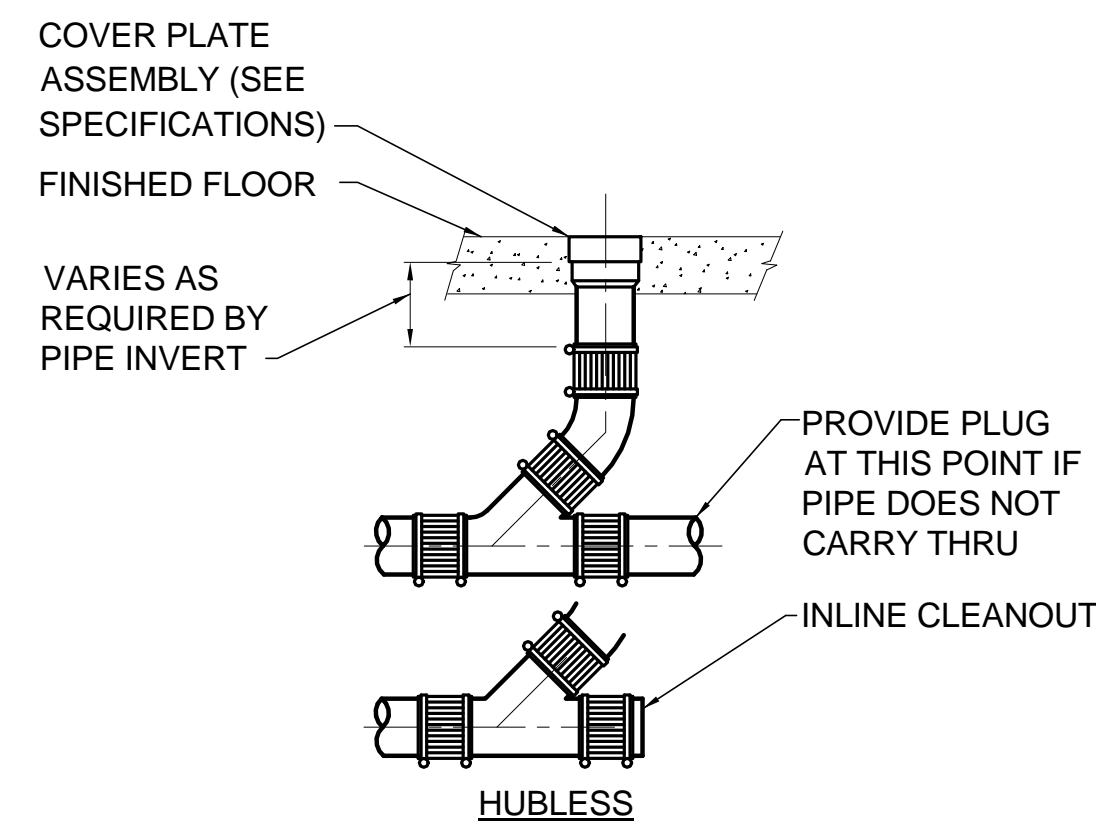


NOTE:
FLUSH VALVE HANDLE SHALL BE
INSTALLED ON WIDE SIDE ACCESS
OF TOILET FOR ADA COMPLIANCE
(ROUGH-IN WATER ACCORDINGLY)

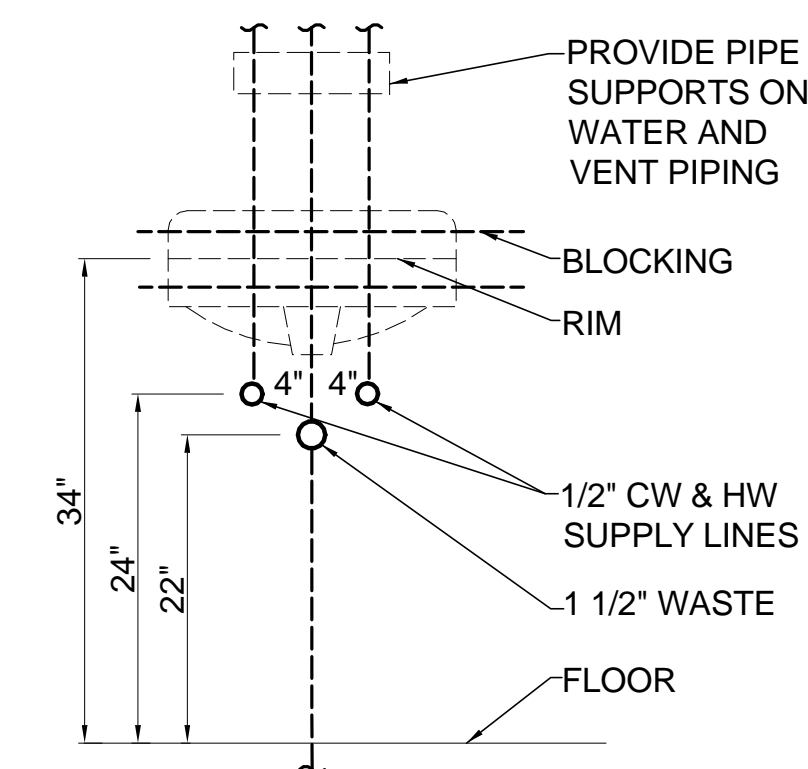
1 WATER CLOSET ROUGH-IN DETAIL
NOT TO SCALE



8 OPENSITE DETAIL
NOT TO SCALE

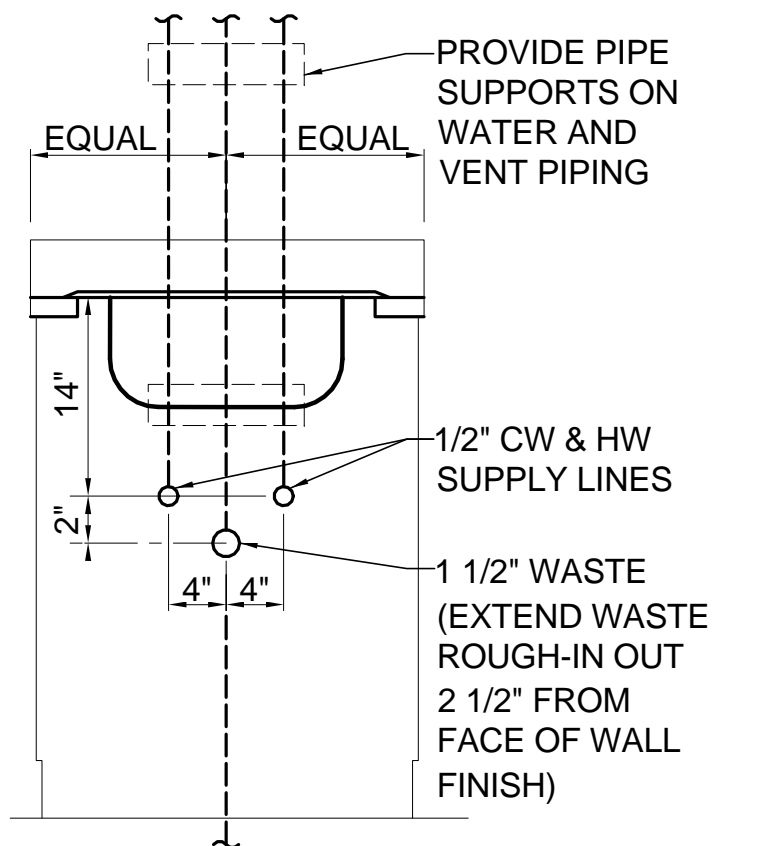


7 FLOOR AND INLINE CLEANOUT DETAIL
NOT TO SCALE



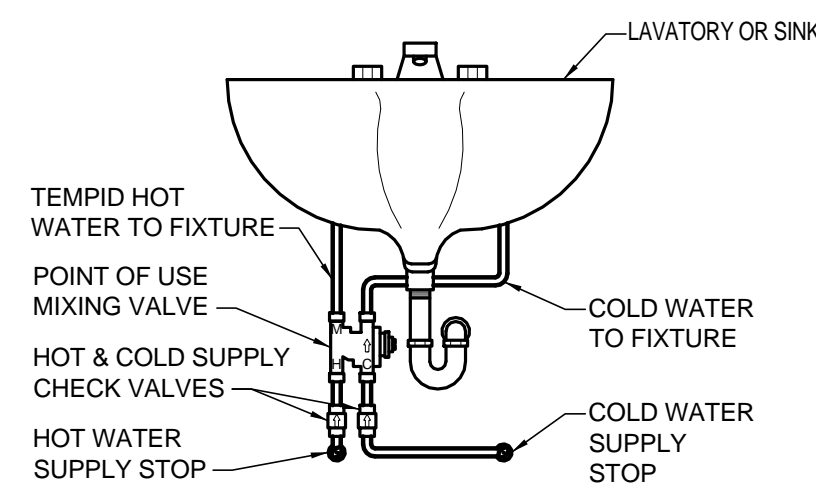
NOTE:
ALL EXPOSED PIPE SHALL BE
POLISHED CHROME PLATED BRASS
AND TRIMMED WITH POLISHED
CHROME SHALLOW ESCUTCHEONS

6 LAVATORY DETAIL
NOT TO SCALE

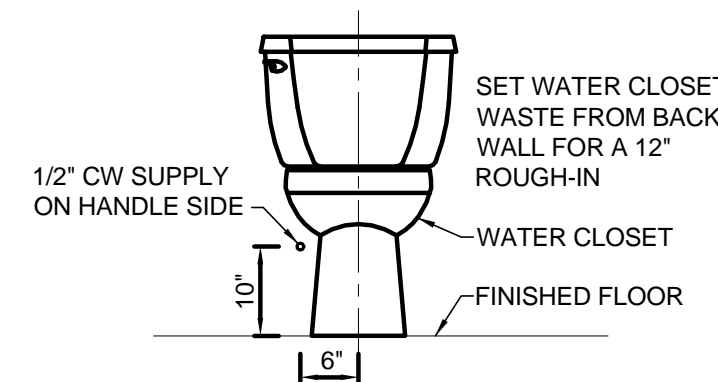


NOTE:
PC SHALL VERIFY SINK DEPTH PRIOR TO
ROUGH IN TO ASSURE PROPER ELEVATION.
ADJUST ELEVATION AS NEEDED.

5 SINK ROUGH-IN DETAIL
NOT TO SCALE

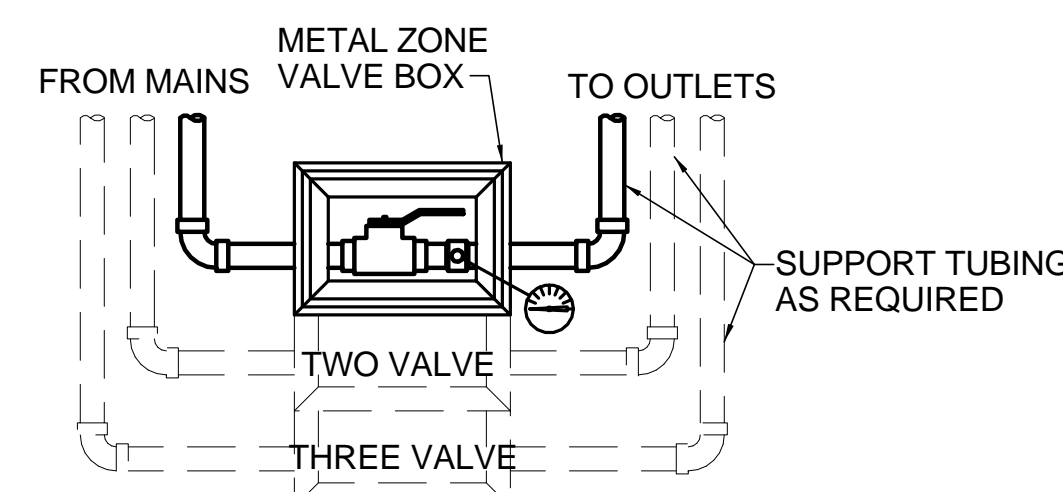


12 POINT OF USE MIXING VALVE DETAIL
NOT TO SCALE



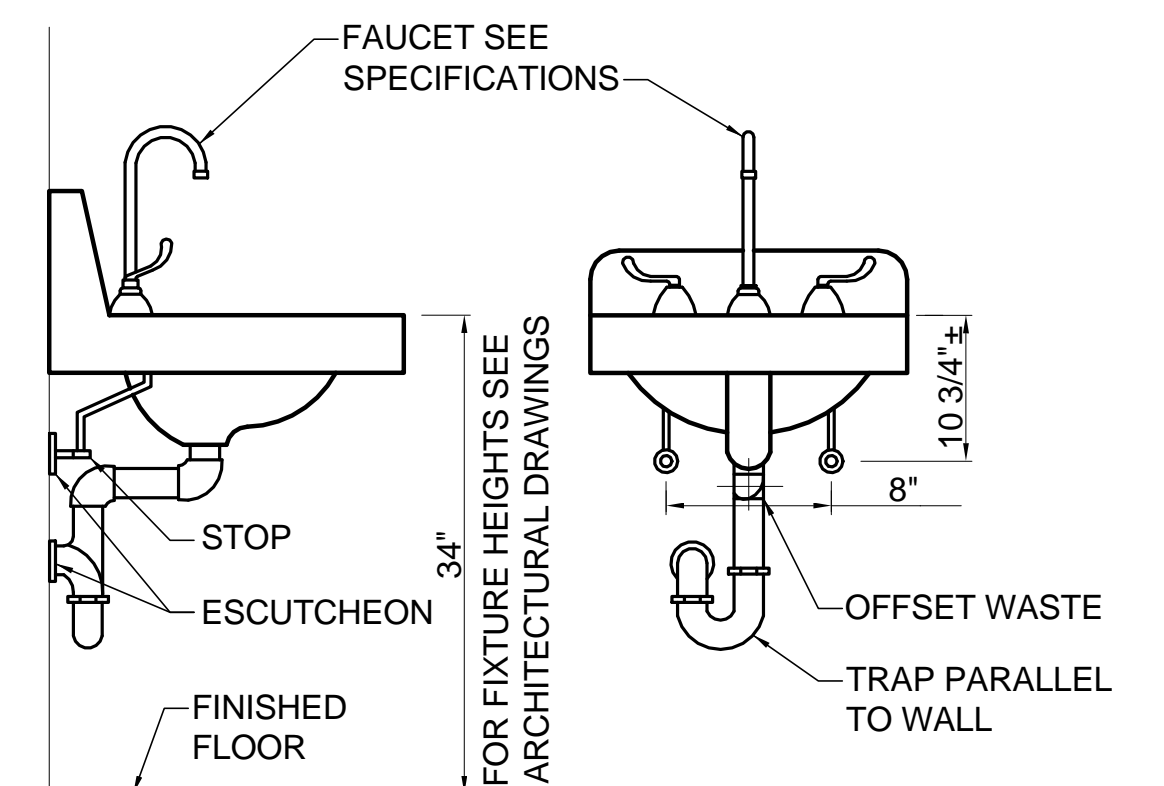
NOTE:
FLUSH VALVE HANDLE SHALL BE INSTALLED ON
WIDE SIDE ACCESS OF WATER CLOSET FOR ADA
COMPLIANCE. ROUGH-IN WATER ACCORDINGLY.

11 ADA TANK WATER CLOSET ROUGH-IN DETAIL
NOT TO SCALE



NOTES:
1. PROVIDE TAGS ABOVE EACH ZONE VALVE BOX INDICATING THE AREAS SERVED BY EACH ZONE VALVE BOX.
2. ZONE VALVE BOX SHALL BE INSTALLED 52" AFF TO CENTER OF BOX.

10 ZONE VALVE BOX DETAIL
NOT TO SCALE



9 TYPICAL WHEELCHAIR LAVATORY DETAIL
NOT TO SCALE

--	--	--	--	--	--	--	--	--	--	--	--	--	--	--	--	--	--	--	--	--	--	--	--	--	--	--	--	--	--	--	--	--	--	--	--	--	--	--	--	--	--	--	--	--	--	--	--	--	--	--	--	--	--	--	--	--	--	--	--	--	--	--	--	--	--	--	--	--	--	--	--	--	--	--	--	--	--	--	--	--	--	--	--	--	--	--	--	--	--	--	--	--	--	--	--	--	--	--	--	--	--	--	--	--	--	--	--	--	--	--	--	--	--	--	--	--	--	--	--	--	--	--	--	--	--	--	--	--	--	--	--	--	--	--	--	--	--	--	--	--	--	--	--	--	--	--	--	--	--	--	--	--	--	--	--	--	--	--	--	--	--	--	--	--	--	--	--	--	--	--	--	--	--	--	--	--	--	--	--	--	--	--	--	--	--	--	--	--	--	--	--	--	--	--	--	--	--	--	--	--	--	--	--	--	--	--	--	--	--	--	--	--	--	--	--	--	--	--	--	--	--	--	--	--	--	--	--	--	--	--	--	--	--	--	--	--	--	--	--	--	--	--	--	--	--	--	--	--	--	--	--	--	--	--	--	--	--	--	--	--	--	--	--	--	--	--	--	--	--	--	--	--	--	--	--	--	--	--	--	--	--	--	--	--	--	--	--	--	--	--	--	--	--	--	--	--	--	--	--	--	--	--	--	--	--	--	--	--	--	--	--	--	--	--	--	--	--	--	--	--	--	--	--	--	--	--	--	--	--	--	--	--	--	--	--	--	--	--	--	--	--	--	--	--	--	--	--	--	--	--	--	--	--	--	--	--	--	--	--	--	--	--	--	--	--	--	--	--	--	--	--	--	--	--	--	--	--	--	--	--	--	--	--	--	--	--	--	--	--	--	--	--	--	--	--	--	--	--	--	--	--	--	--	--	--	--	--	--	--	--	--	--	--	--	--	--	--	--	--	--	--	--	--	--	--	--	--	--	--	--	--	--	--	--	--	--	--	--	--	--	--	--	--	--	--	--	--	--	--	--	--	--	--	--	--	--	--	--	--	--	--	--	--	--	--	--	--	--	--	--	--	--	--	--	--	--	--	--	--	--	--	--	--	--	--	--	--	--	--	--	--	--	--	--	--	--	--	--	--	--	--	--	--	--	--	--	--	--	--	--	--	--	--	--	--	--	--	--	--	--	--	--	--	--	--	--	--	--	--	--	--	--	--	--	--	--	--	--	--	--	--	--	--	--	--	--	--	--	--	--	--	--	--	--	--	--	--	--	--	--	--	--	--	--	--	--	--	--	--	--	--	--	--	--	--	--	--	--	--	--	--	--	--	--	--	--	--	--	--	--	--	--	--	--	--	--	--	--	--	--	--	--	--	--	--	--	--	--	--	--	--	--	--	--	--	--	--	--	--	--	--	--	--	--	--	--	--	--	--	--	--	--	--	--	--	--	--	--	--	--	--	--	--	--	--	--	--	--	--	--	--	--	--	--	--	--	--	--	--	--	--	--	--	--	--	--	--	--	--	--	--	--	--	--	--	--	--	--	--	--	--	--	--	--	--	--	--	--	--	--	--	--	--	--	--	--	--	--	--	--	--	--	--	--	--	--	--	--	--	--	--	--	--	--	--	--	--	--	--	--	--	--	--	--	--	--	--	--	--	--	--	--	--	--	--	--	--	--	--	--	--	--	--	--	--	--	--	--	--	--	--	--	--	--	--	--	--	--	--	--	--	--	--	--	--	--	--	--	--	--	--	--	--	--	--	--	--	--	--	--	--	--	--	--	--	--	--	--	--	--	--	--	--	--	--	--	--	--	--	--	--	--	--	--	--	--	--	--	--	--	--	--	--	--	--	--	--	--	--	--	--	--	--	--	--	--	--	--	--	--	--	--	--	--	--	--	--	--	--	--	--	--	--	--	--	--	--	--	--	--	--	--	--	--	--	--	--	--	--	--	--	--	--	--	--	--	--	--	--	--	--	--	--	--	--	--	--	--	--	--	--	--	--	--	--	--	--	--	--	--	--	--	--	--	--	--	--	--	--	--	--	--	--	--	--	--	--	--	--	--	--	--	--	--	--	--	--	--	--	--	--	--	--	--	--	--	--	--	--	--	--	--	--	--	--	--	--	--	--	--	--	--	--	--	--	--	--	--	--	--	--	--	--	--	--	--	--	--	--	--	--	--	--	--	--	--	--	--	--	--	--	--	--	--	--	--	--	--	--	--	--	--	--	--	--	--	--	--	--	--	--	--	--	--	--	--	--	--	--	--	--	--	--	--	--	--	--	--	--	--	--	--	--	--	--	--	--	--	--	--	--	--	--	--	--	--	--	--	--	--	--	--	--	--	--	--	--	--	--	--	--	--	--	--	--	--	--	--	--	--	--	--	--	--	--	--	--	--	--	--	--	--	--	--	--	--	--	--	--	--	--	--	--	--	--	--	--	--	--	--	--	--	--	--	--	--	--	--	--	--	--	--	--	--	--	--	--	--	--	--	--	--	--	--	--	--	--	--	--	--	--	--	--	--	--	--	--	--	--	--	--	--	--	--	--	--	--	--	--	--	--	--	--	--	--	--	--	--	--	--	--	--	--	--	--	--	--	--	--	--	--	--	--	--	--	--	--	--	--	--	--	--	--	--	--	--	--	--	--	--	--	--	--	--	--	--	--	--	--	--	--	--	--	--	--	--	--	--	--	--	--	--	--	--	--	--	--	--	--	--	--	--	--	--	--	--	--	--	--	--	--	--	--	--	--	--	--	--	--	--	--	--	--	--	--	--	--	--	--	--	--	--	--	--	--	--	--	--	--	--	--	--	--	--	--	--	--	--	--	--	--	--	--	--	--	--	--	--	--	--	--	--	--	--	--	--	--	--	--	--	--	--	--	--	--	--	--	--	--	--	--	--	--	--	--	--	--	--	--	--	--	--	--	--	--	--	--	--	--	--	--	--	--	--	--	--	--	--	--	--	--	--	--	--	--	--	--	--	--	--	--	--	--	--	--	--	--	--	--	--	--	--	--	--	--	--	--	--	--	--	--	--	--	--	--	--	--	--	--	--	--	--	--	--	--	--	--	--	--	--	--	--	--	--	--	--	--	--	--	--	--	--	--	--	--	--	--	--	--	--	--	--	--	--	--	--	--	--	--	--	--	--	--	--	--	--	--	--	--	--	--	--	--	--	--	--	--	--	--	--	--	--	--	--	--	--	--	--	--	--	--	--	--	--	--	--	--	--	--	--	--	--	--	--	--	--	--	--	--	--	--	--	--	--	--	--	--	--	--	--	--	--	--	--	--	--	--	--	--	--	--	--	--	--	--	--	--	--	--	--	--	--	--	--	--	--	--	--	--	--	--	--	--	--	--	--	--	--	--	--	--	--	--	--	--	--	--	--	--	--	--	--	--	--	--	--	--	--