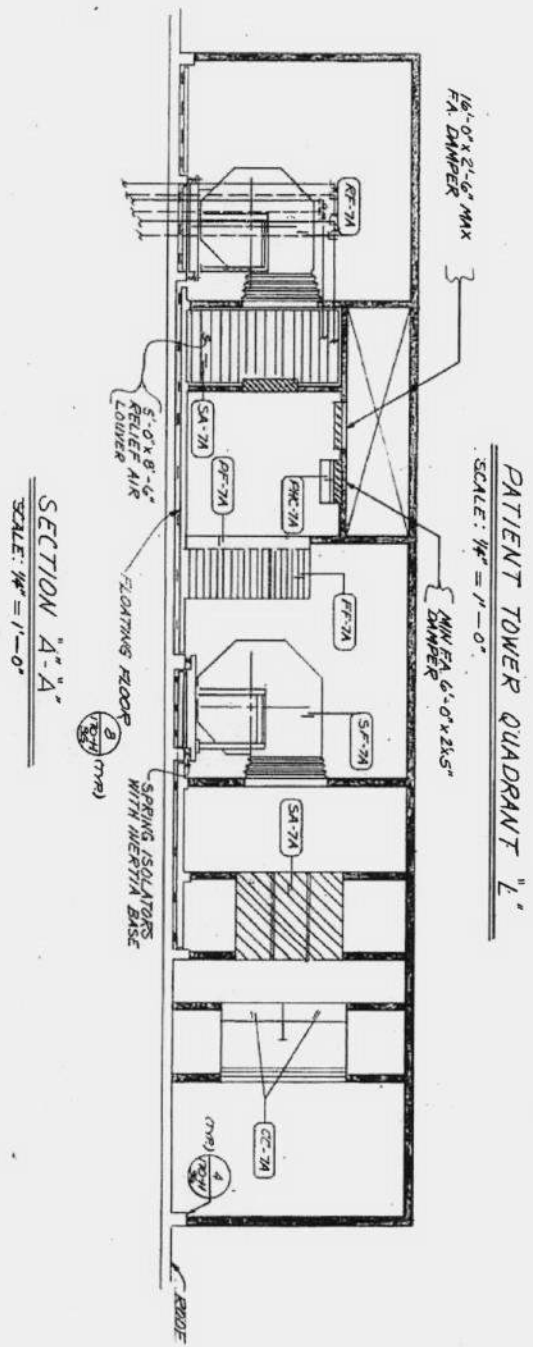


SCALE: 1/4" = 1' - 0"

SCALE: 1/4" = 1' — 0

SCALE: 1/4" = 1' - 0"



[illegible][illegible]

Drown By:	lajdm
Date:	06/13/11



[illegible]

Technical drawing of a tall cabinet. The drawing shows the front and side views. The front view is on the left, showing a tall cabinet with a door at the bottom and a large open space above. The side view is on the right, showing the internal layout with shelves and drawers. Dimensions are given at the bottom: 8" (width), 100% (height), and 116" (height). The word "Height" is written below the 116" dimension.

[illegible]TRAINE[™]

Custom Air Handlers

Type:	Outdoor	Unit Exterior go.:	18
Mourning:	Curb	Wall Insul./Inl. go.:	4" / 20
Base Reimeler:	8	Doors:	(see drawing)
Floor Surface Thickness:	3/16" Al TP	Lighting Type:	Incandescent
Floor Insul./Underlimer go. 4" / 20		Isolation Type:	SMR- 2A

Project Name: VANIR Air Handling

Unit Replace

Unit CFM:	50,000
-----------	--------

Sales Office: Little Rock

Job EQ#: 16007

Sales Order#: 16007 April 5, 2007

Unit Tag: AHU-1

Shipping Wt.: 91,000	Approx. lbs
----------------------	-------------



1

or:

C15007

Custom Air Handlers

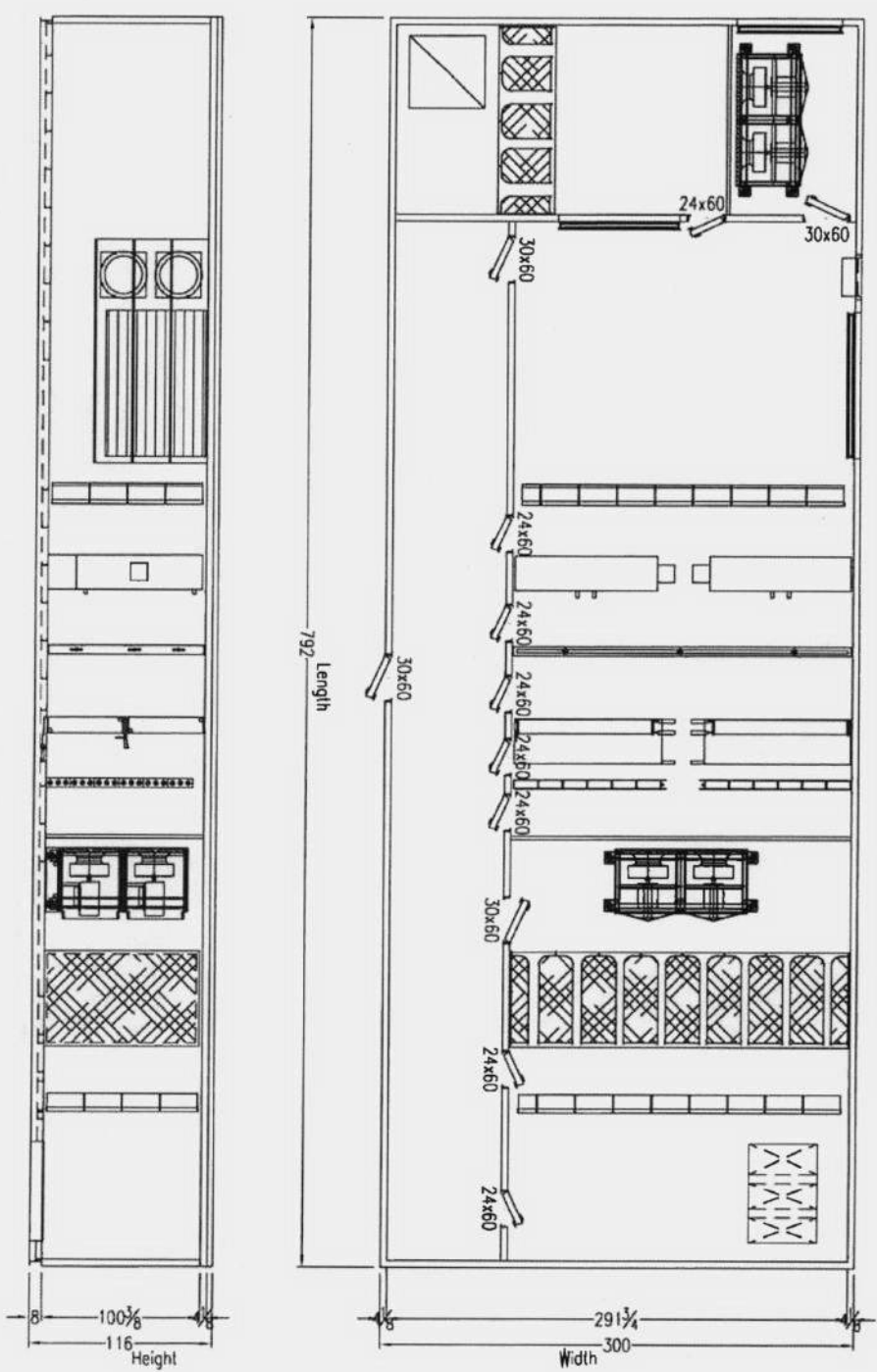
10

Drown By: lojdm

Date: 06/13/11

Block/Text Multiplier: 104

EQUIPMENT LIST



- ☐ Lolly Column
- ☐ Lifting Lug
- ☐ 1 1/2" Drain
- ☐ Grating
- ☐ Removable Access Panel
- ☐ Filter Gauge
- ☐ Light Switch
- ☐ Light Disconnect
- ☐ Light (typ)
- ☐ Outlet
- ☐ Extended Lube Lines
- ☐ Fan Disconnect
- ☐ Variable Frequency Drive
- ☐ Main Disconnect
- ☐ Section Split
- ☐ Important Notes

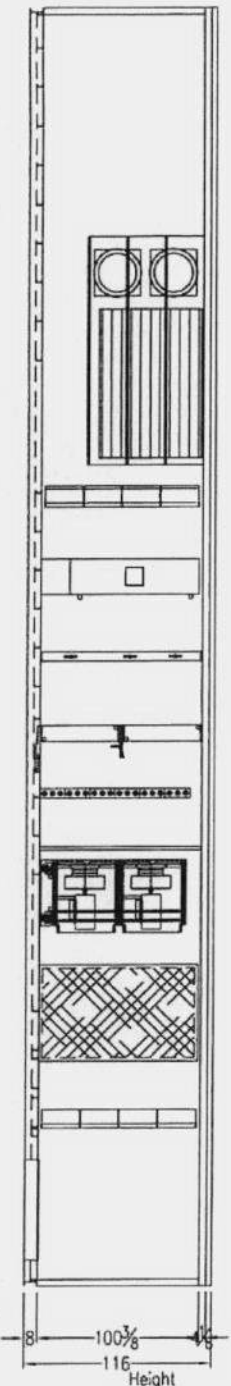
OPENING AND DIMENSIONS MAY VARY FROM CONTRACT DOCUMENTS / RETURN OF APPROVED DRAWINGS CONSTITUTES ACCEPTANCE OF THESE VARIANCES

Type:	Outdoor	Unit Exterior ga:	18	Project Name:	VANIR Air Handling Unit Replacement	Job Eq#:	16007
Mounting:	Curb	Wall Insul./in. ga.:	4" / 20	Unit CFM:	43,000	Dwg. Name:	16007 AHU-7.dwg
Base Perimeter:	8	Doors:	(see drawing)	Sales Order#:		Unit Top:	AHU-7
Floor Surface Thickness:	3/16" Al TP	Lighting Type:	Incandescent	Shipping Wt.:	91,000	Approx. lbs	
Floor Insul./Underlifter ga:	4" / 20	Isolation Type:	SMSR-2A	Sales Office:	Little Rock		



TRANE
Custom Air Handlers

Drawn By:	ljd/m
Date:	06/13/11
Block/Text Multiplier:	104

[illegible]

OPENING AND DIMENSIONS MAY VARY FROM CONTRACT DOCUMENTS / RETURN OF APPROVED DRAWINGS CONSTITUTES ACCEPTANCE OF THESE VARIANCES

Type:	Outdoor	Project Name:	VANLR Air Handling Unit Replacement	
Mounting:	Curb	Job EQ#:	16007	
Moist Insul./inl. go.:	4" / 20	Sales Order#:		
Bose Painter:	8	Dwg. Name:	16007 AHU-4A.dwg	
Doors:	(see drawing)	Unit Tag:	AHU-4A	
Lighting type:	Incandescent	Shipping Wt.:	91.000	
Floor Surface Thickness:	3/16" Al TP	Approx. lbs.		
Floor Insul./Underlner go.:	4" / 20			
Isolation Type:	SWSR-2A			
Sales Office:	Little Rock			

Rev	Revision	Date	Rev Desc
001	Lolly Column		
002	Lifting Lug		
003	1 1/2" Drim		
004	Grating		
005	Removable Access Panel		
006	Filter Gauge		
007	Light Switch		
008	Light Disconnect		
009	Light (typ)		
010	Outlet		
011	Extended Lube Lines		
012	Fan Disconnect		
013	Variable Frequency Drive		
014	Main Disconnect		
015	Section Split		
016	Important Notes		



TRAME[™]
Custom Air Handlers



TME, Inc.
5800 EVERGREEN DRIVE
LITTLE ROCK, AR 72205-1757
Phone: (501) 666-6776
Fax: (501) 663-8888
tme@tmeccorp.com

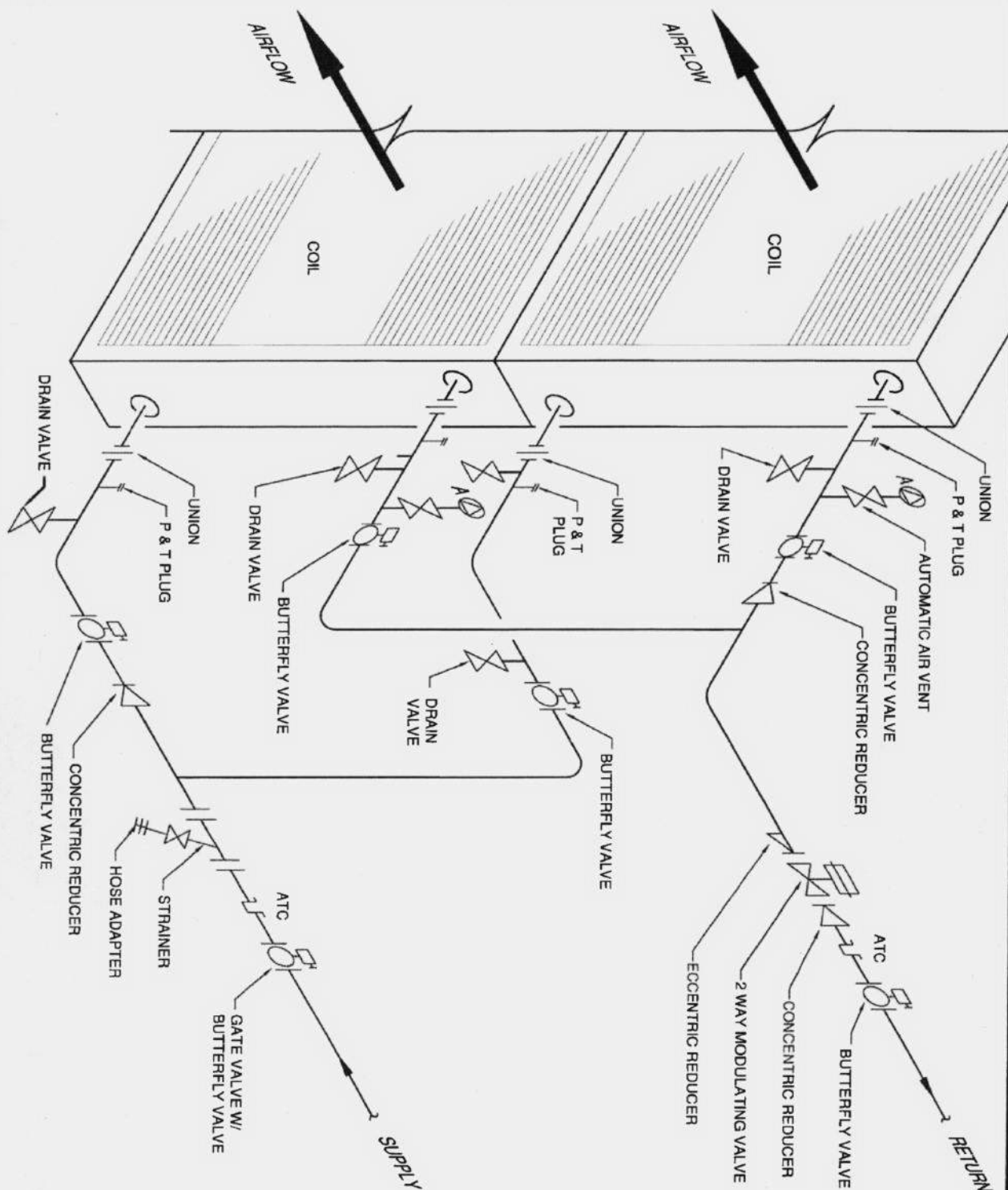
CHILLED WATER COIL PIPING DETAIL

AIR HANDLING UNIT REPLACEMENT

DEPARTMENT OF VETERANS AFFAIRS
NORTH LITTLE ROCK, ARKANSAS

M1.1

DATE: 11/15/11
JOB NO: 01-11-0014



1 CHILLED WATER COIL PIPING DETAIL

NOT TO SCALE

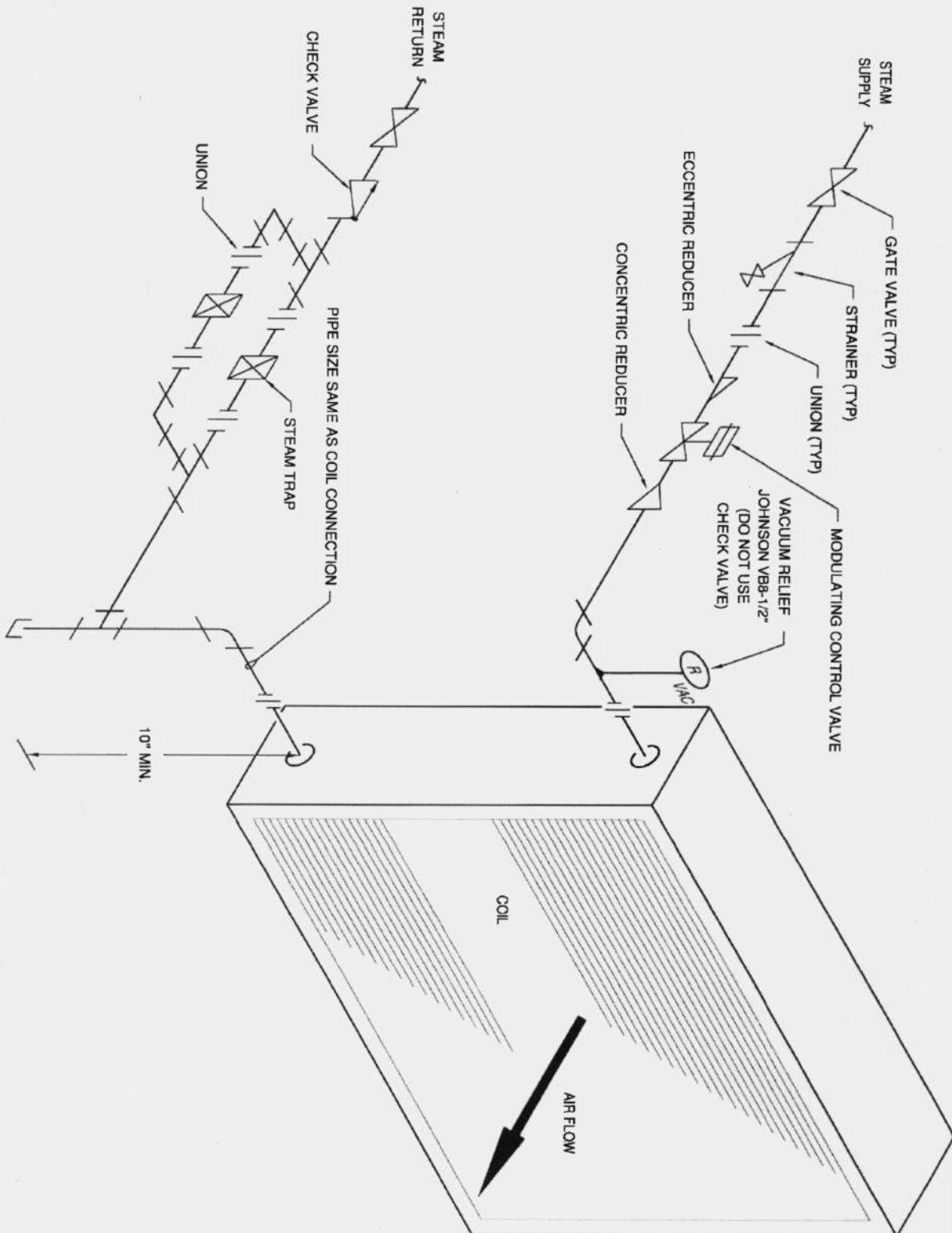


TME, Inc.
5800 EVERGREEN DRIVE
LITTLE ROCK, AR 72205-1757
Phone: (501) 666-6776
Fax: (501) 663-8888
tme@tmeinc.com

STEAM PREHEAT COIL PIPING DETAIL
AIR HANDLING UNIT REPLACEMENT
DEPARTMENT OF VETERANS AFFAIRS
NORTH LITTLE ROCK, ARKANSAS

M1.2

DATE: 11/15/11
JOB NO: 01-11-0014



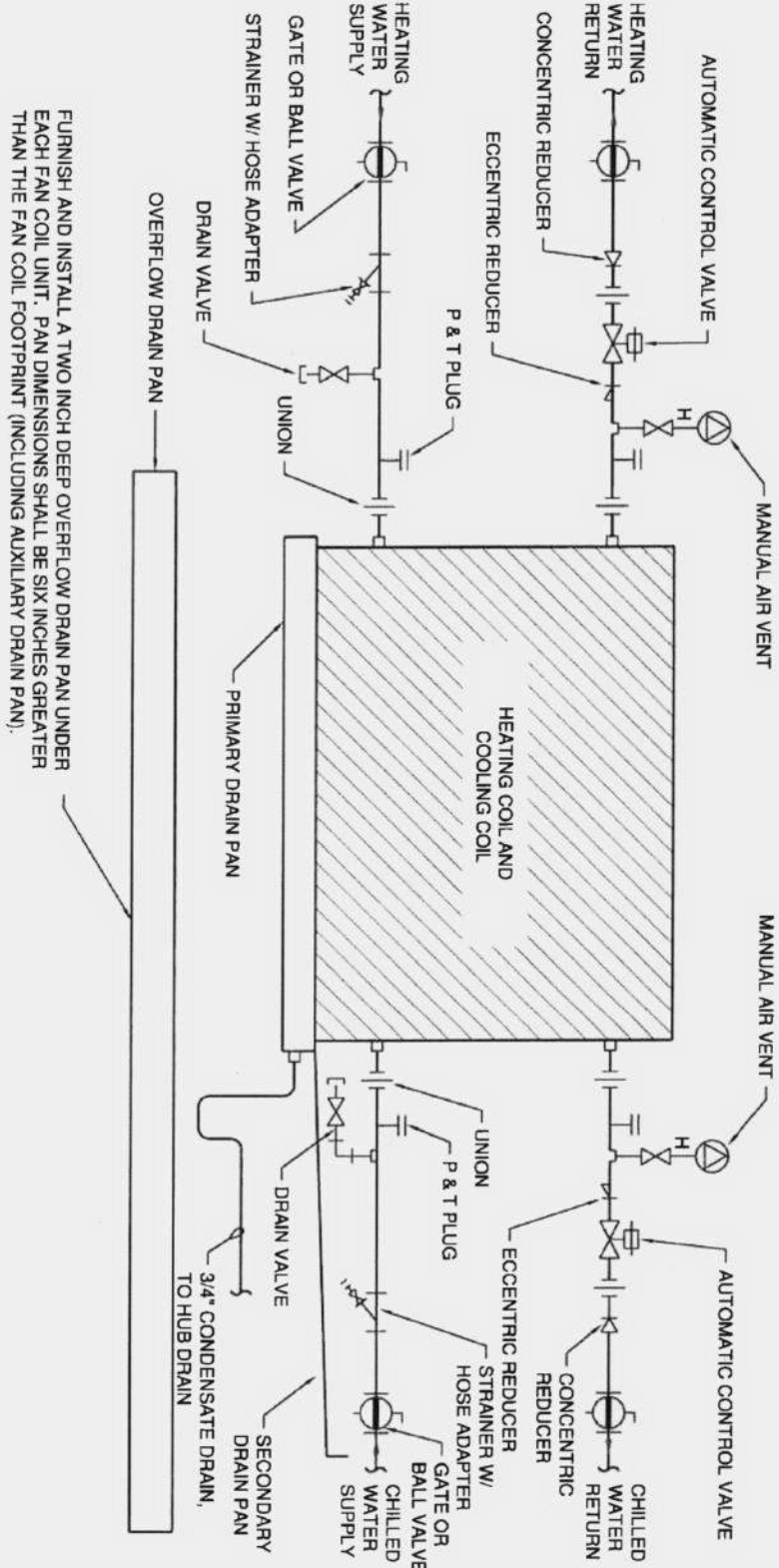
2 STEAM PREHEAT COIL PIPING DETAIL
NOT TO SCALE



TME, Inc.
5800 EVERGREEN DRIVE
LITTLE ROCK, AR 72205-1757
Phone: (501) 666-6776
Fax: (501) 663-8888
tme@tmeinc.com

**HEATING AND COOLING FAN COIL
UNIT PIPING DETAIL**
AIR HANDLING UNIT REPLACEMENT
DEPARTMENT OF VETERANS AFFAIRS
NORTH LITTLE ROCK, ARKANSAS

M1.3
DATE: 11/15/11
JOB NO: 01-11-0014



3 HEATING AND COOLING FAN COIL UNIT PIPING DETAIL
NOT TO SCALE

FURNISH AND INSTALL A TWO INCH DEEP OVERFLOW DRAIN PAN UNDER EACH FAN COIL UNIT. PAN DIMENSIONS SHALL BE SIX INCHES GREATER THAN THE FAN COIL FOOTPRINT (INCLUDING AUXILIARY DRAIN PAN).