

Removal of sinks – remove fixture, mirror/w shelf (if any), all associated dispensers (paper towel, soap, etc.) and dispose. If there is a tile or acrylic backsplash, demolish in its entirety and replace with interior finished wall, including cove base, to match existing room. Finishes shall be approved by the VA prior to work. All water pipes associated with the function of the sink shall be removed back to the last shared T, including the T, of pipe, and replaced with a smooth splice, such that the inside of the remaining pipe is without catch points for water and bacteria to collect. Drain pipes can be cut and capped where convenient. It is the contractor's responsibility to remove all demolished materials from site, it cannot be disposed of on VA premises.

Removal of toilets and showers – remove fixture, all associated dispensers, all wall tile, shower pans/floor and curbs and dispose. Drain pipes can be cut and capped where convenient. Remove drains for showers and toilets by cutting, capping and filling in the floor until it is level with adjacent floor. Contractor shall patch and repair finishes to match existing or closest equivalent, including floors, walls and ceilings. Finishes shall be approved by the VA prior to work. All water pipes associated with the function of the fixture shall be removed back to the last shared T, including the T, of pipe, and replaced with a smooth splice, such that the inside of the remaining pipe is without catch points for water and bacteria to collect. It is the contractor's responsibility to remove all demolished materials from site. It cannot be disposed of on VA premises.

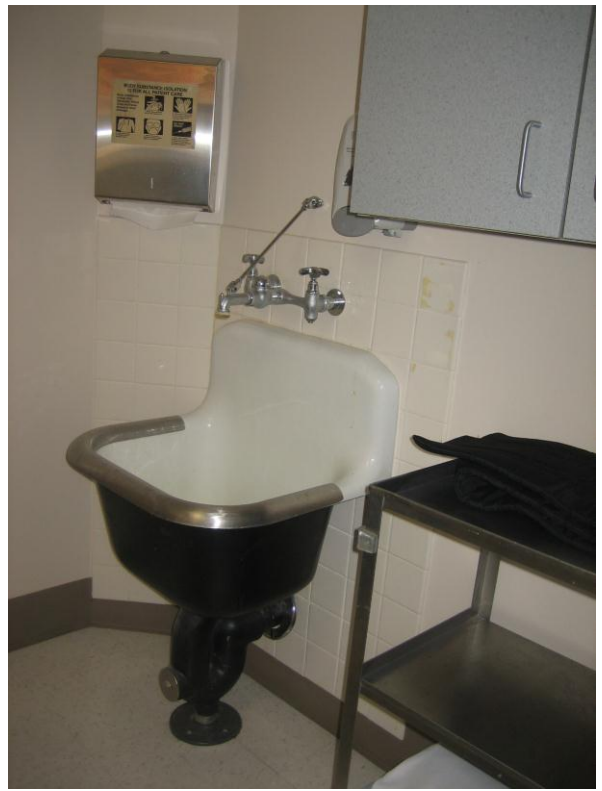
All work requires prior scheduling with COR and VA Staff. All work will be phased and approved by COR and VA personnel. Work to take place during business hours. If work cannot be completed during business hours, work will be scheduled at night or on weekends. Contractor to coordinate each task and phase with COR and VA staff at least two (2) weeks in advance.

The 7th floor is a Mental Health floor. All work on site will require two (2) people minimally to be present at all times. Where ladder access to ceiling space is needed, one person will be required to stand watch at the base of the ladder to ensure tools, etc., are under general contractor's control at all times. All exposed screw heads, rivets, bolts, etc. shall be tamper proof type. Staff of the general contractor shall refrain at all times from using music devices, headphones, loud conversations and foul language while on the jobsite. Ligature proof handles for sink, bath and shower equipment will be required in this area, where needed.

When replacing faucets in Housekeeping Aid Closets (HAC's), only one HAC per floor is allowed to be shut down at a time.



2D104A Remove sink, approx. 40 feet of pipe to T, hot and cold.



2D104B Remove sink, approx. 40 feet of pipe to T, hot and cold.



2D105 Remove sink, approx. 20 feet of pipe to T, hot and cold.



Ceiling below, in 1D101C.1



Ceiling below, in 1D101C.1




2D114 Remove sink, approx. 20 feet of pipe to T, hot and cold.



Ceiling below, in 1D104



3C126 Remove sink #1, approx. 20 feet of pipe to T, hot and cold.



3C126 Remove sink #2, approx. 20 feet of pipe to T, hot and cold.




Ceiling below, in 2C117



Ceiling below, in 2C118



6B106 Remove toilet, approx. 20 feet of pipe to T



Ceiling below, in 5B106



Ceiling below, in 5B107

Ceiling below, in 5B108



6B108 Remove toilet, approx. 20 feet of pipe to T



6B114 Remove shower, approx. 40 feet of pipe to T, hot and cold.



6B114 Remove toilet, approx. 30 feet of pipe to T



Ceiling below, in 5B112



Ceiling below, in 5B116



6C124 Remove sink, approx. 20 feet of pipe to T, hot and cold.



6C125 Sink already removed, remove pipes from old sink, approx. 20 feet of pipe to T, hot and cold.



6C126 Sink already removed, remove pipes from old sink, approx. 20 feet of pipe to T, hot and cold.



Ceiling below, in 5C125



Ceiling below, in 5C126



7B106 Remove sink, approx. 20 feet of pipe to T, hot and cold.



7B106A Remove toilet, approx. 30 feet of pipe to T



7B106A Remove shower, approx. 30 feet of pipe to T, hot and cold.



Ceiling below, in 6B109



7B109A Remove shower, approx. 30 feet of pipe to T, hot and cold. View 1




7B109A Remove shower, approx. 30 feet of pipe to T View 2



7B109A Remove shower, approx. 30 feet of pipe to T View 3



Ceiling below, in 6B113



Ceiling below, in 6B114



7C140C Remove shower, approx. 40 feet of pipe to T, hot and cold. View 1



7C140C Remove shower, approx. 40 feet of pipe to T View 2



7C140C Remove shower, approx. 40 feet of pipe to T View 3



Ceiling below, in 6C142



Ceiling below, in corridor in front of 6C142



8C125 Remove sink, approx. 20 feet of pipe to T, hot and cold.



8C126 Remove sink, approx. 20 feet of pipe to T, hot and cold.



Ceiling below, in 7C124



Ceiling below, in 7C126



Ceiling below. in 7C128



8C135 Remove sink, approx. 30 feet of pipe to T, hot and cold.



8C135 Remove toilet, approx. 30 feet of pipe to T



Ceiling below, in 7C135