


**RFI FORM**

**Contractor Name: Herrera Corporation**

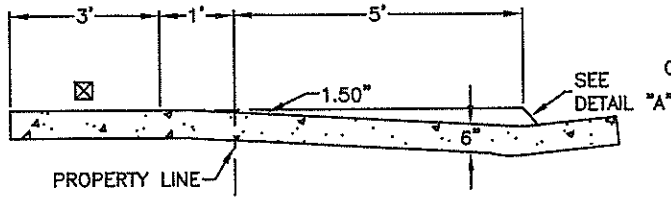
**Address:**

**Phone/eMail: John@thehcorp.com**

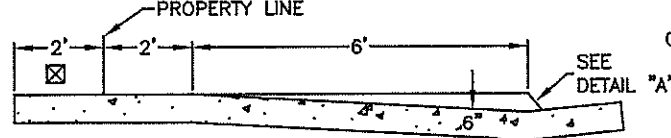
**Send to: Mandy.Thompson2@va.gov**

<b>RFI (REQUEST FOR INFORMATION)</b>			
<b>PROJECT NO.:</b>	570-14-101	<b>RFI NO.:</b>	17
<b>PROJECT NAME:</b>	Parking Lot Re-stripe	<b>DATE REQUESTED:</b>	2/7/14
<b>SOLICITATION NO.:</b>	VA261-14-B-0192	<b>REFERENCE:</b>	
<b>DRAWING:</b>	005	<b>SPECIFICATION SECTION:</b>	
<b>DESCRIPTION OF PROBLEM OR INFORMATION BEING REQUESTED</b>			
Per sheet 005, provide detail for '(N) Apron & Curb' to include any and all reinforcement details, dowels, dimensions, and expansion joints.			
<b>PROJECT MANAGER'S RESPONSE</b>			
Meet City of Fresno standards for Approach Apron. Steel Reinforcement shall be No. 4 rebar 18" O.C. Install 1/2" wide expansion joint between new & existing concrete. See Attached drawing.			
<b>TRACKING NO.:</b>		<b>AMENDMENT NO.:</b>	
<b>VA PROJECT ENGINEER/MANAGER:</b> 		<b>DATE:</b> 2/12/2014	

DENOTES UNOBSTRUCTED ONSITE PEDESTRIAN  
 ☒ LANDING AREA PER A.D.A. REQUIREMENTS  
 PEDESTRIAN EASEMENT REQUIRED

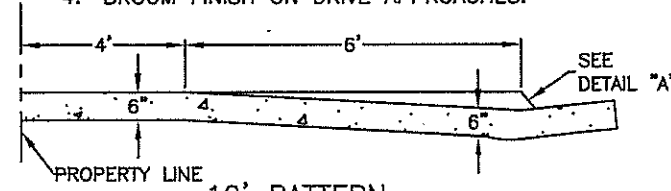


**\*\* 5 FOOT COMBINATION**



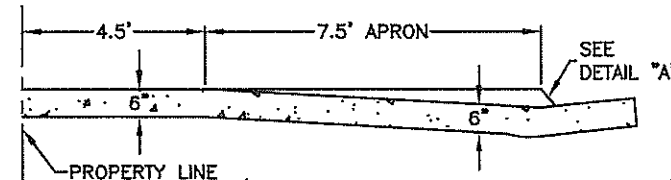
**\*\* 8' PATTERN**

1. FOR CURB AND GUTTER DETAILS SEE DWG. P-5
2. CONCRETE SHALL BE 6 SACK MIX.
3. \*\* 5' AND 8' PATTERNS ARE FOR USE ON RETROFITS AND/OR WITH APPROVAL OF THE CITY ENGINEER.
4. BROOM FINISH ON DRIVE APPROACHES.

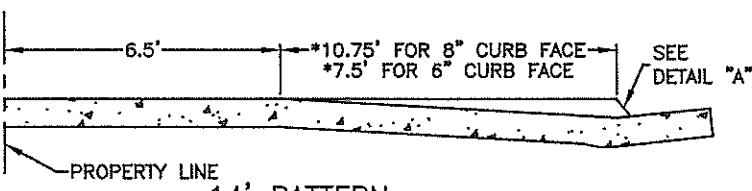


**10' PATTERN**

NOTE: CONSTRUCT WEAKENED PLANE JOINT ON CENTERLINE WHEN WIDTH IS 10 FEET OR GREATER.



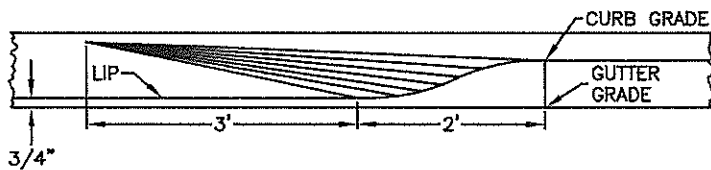
**12' PATTERN**



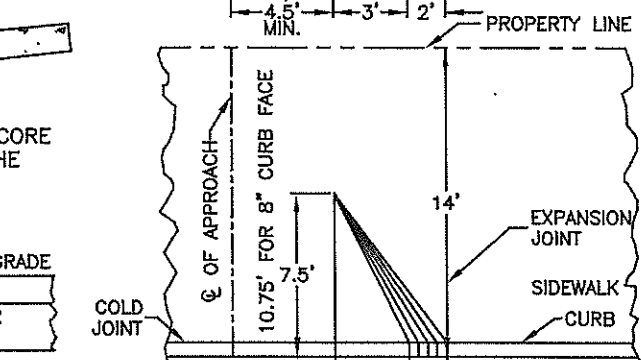
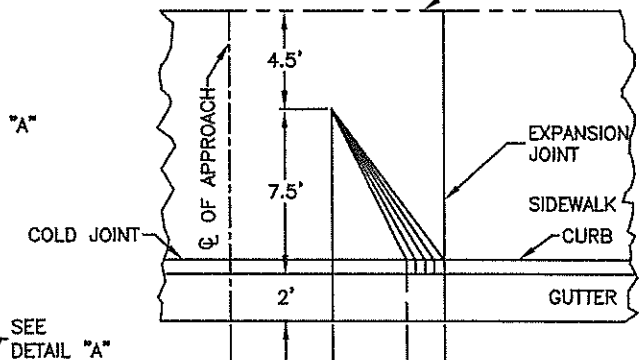
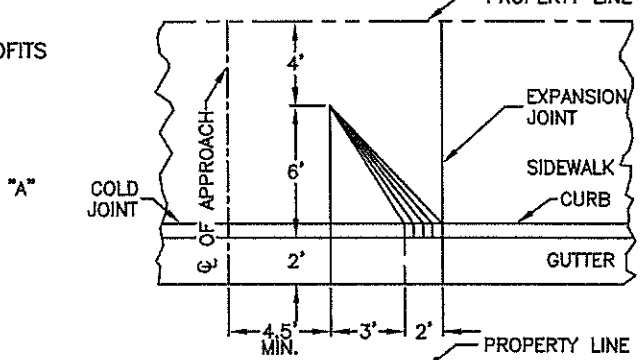
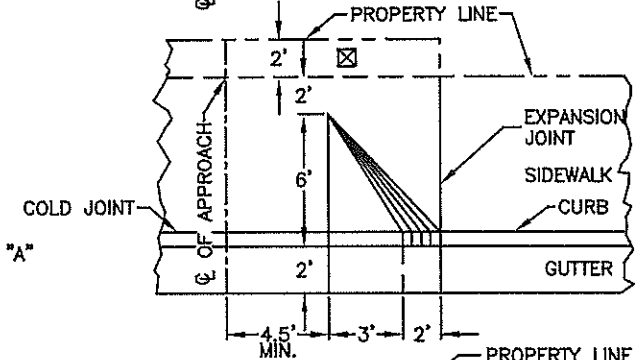
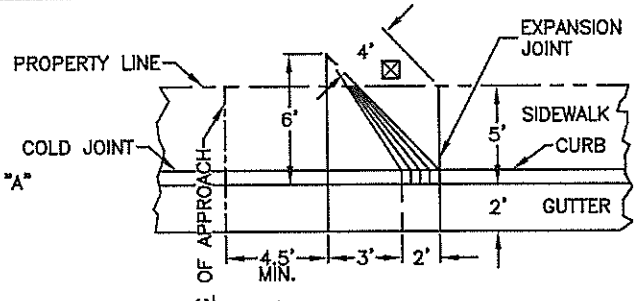
**14' PATTERN**

NOTE: APRON MAY BE EXTENDED TO THE NEAREST SCORE LINE GREATER THAN THE MINIMUM DISTANCE FROM THE CURB. MAXIMUM APRON SLOPE IS 0.9" PER FOOT.

\* MINIMUM LENGTH OF APRON



**ELEVATION**



**COMMERCIAL DRIVEWAY APPROACHES**  
 FOR 14' - 12' - 10' - 8' PATTERN AND FOR 5'  
 COMBINATION

REF. & REV.  
 AUG., 2010

CITY OF FRESNO