

1
2
3
4
5
6
7
8

A
B
C
D
E

one-eighth inch = one foot
one-quarter inch = one foot
one-half inch = one foot
three-quarters inch = one foot
one inch = one foot

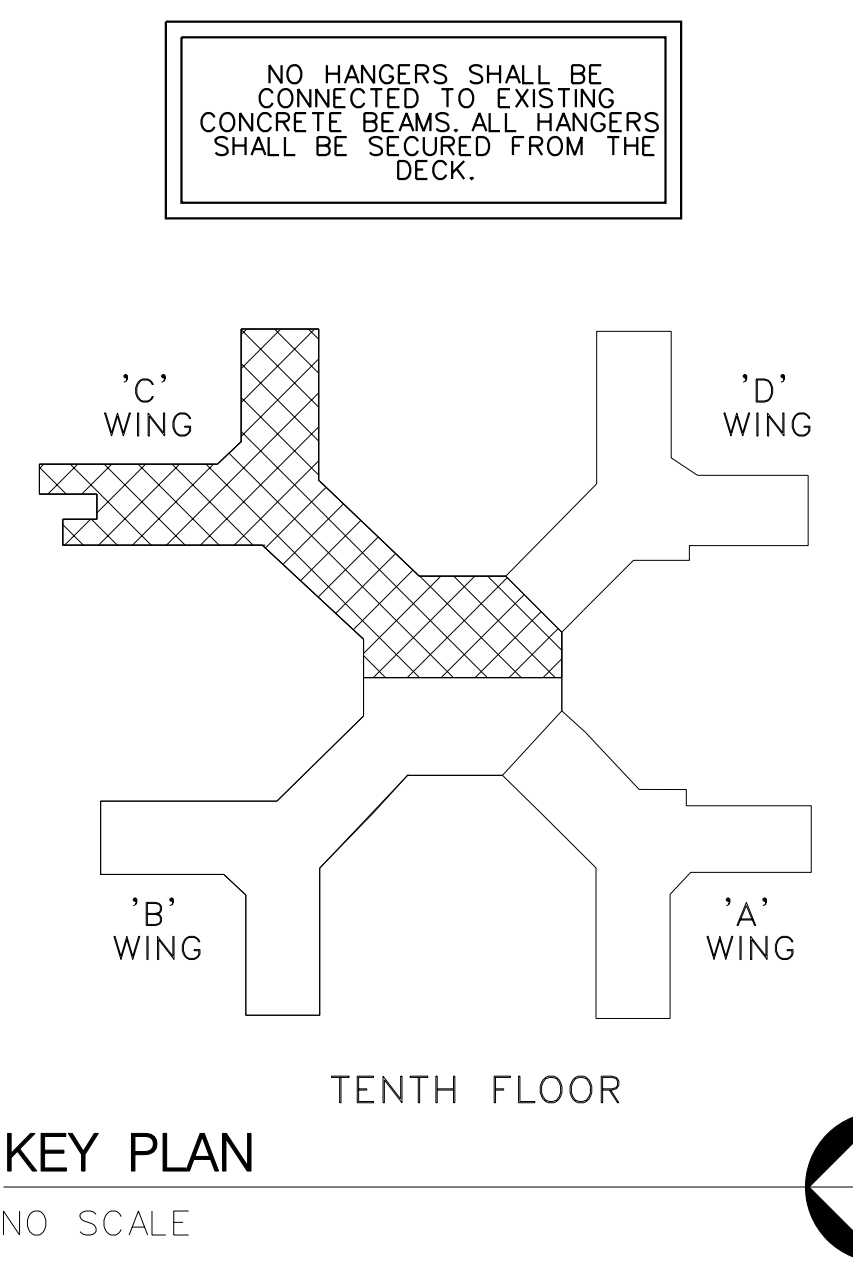
”C” WING





10TH FLOOR REMOVAL PLAN – "C" WING – ELECTRICAL 1
1/8" = 1'-0"

- GENERAL NOTES:**
- A. ALL EXISTING UNUSED FIRE ALARM CIRCUIT RACEWAY/CONDUIT SHALL BE REMOVED IN ITS ENTIRETY BACK TO NEAREST JUNCTION OR CONTROL PANEL.
 - B. IN LOCATIONS WHERE FIRE ALARM DEVICES ARE REMOVED AND NO REPLACEMENT DEVICE IS SCHEDULED FOR INSTALLATION, CUT, PATCH, AND PAINT WALL BEHIND REMOVED DEVICE TO MATCH EXISTING WALL CONDITIONS.
 - C. "ETR" ADJACENT TO A DEVICE, FIXTURE, OR PIECE OF EQUIPMENT INDICATES ITEM SHALL REMAIN. MAINTAIN EXISTING ELECTRICAL CONNECTIONS UNLESS OTHERWISE NOTED.
 - D. "ERL" ADJACENT TO A DEVICE, FIXTURE, OR PIECE OF EQUIPMENT INDICATES EXISTING ITEM SHALL BE RELOCATED. DISCONNECT AND REMOVE, REINSTALL AT NEW LOCATION AND RECONNECT ITEM AS REQUIRED.

- REMOVAL NOTES:**
- 1 REMOVE AUDIO NOTIFICATION APPLIANCE AND SYSTEM CABLING BACK TO FACP. MAINTAIN 1" CONDUIT FOR ROUTING OF SYSTEM CABLING TO NEW DEVICES.
 - 2 REMOVE FIRE ALARM NOTIFICATION DEVICE AND ALL ELECTRICAL WORK ASSOCIATED WITH DEVICE IN ITS ENTIRETY. PATCH AND PAINT WALL TO MATCH EXISTING.
 - 3 REMOVE FIRE ALARM NOTIFICATION APPLIANCE. MAINTAIN 18AWG SYSTEM CABLING FOR CONNECTION TO NEW DEVICE.



		VA WESTERN NEW YORK HEALTHCARE SYSTEM 3495 BAILEY AVENUE BUFFALO, NEW YORK 14215	CLINICAL ENGINEERING	DATE	ENGINEERING MANAGER	DATE	Drawing Title 10TH FLOOR REMOVAL PLAN – "C" WING	Project Title 10TH FLOOR FIRE ALARM UPDATES	Date FEBRUARY 7, 2014							
			INFECTION CONTROL	DATE	CARELINE MANAGER	DATE			Station No. 528							
ISSUE FOR BID		02/07/14	SAFETY OFFICER	DATE	CHIEF OF STAFF	DATE	MEDICAL CENTER DIRECTOR	DATE	Building Number 1	Checked CDW	Drawn JTR	08-116-ED102				
Revisions		Date					ASSOCIATE MEDICAL CENTER DIRECTOR	DATE	Location V.A.M.C. BUFFALO, NEW YORK							