

SYMBOL LEGEND			
	2X2 FLUORESCENT FIXTURE		EXHAUST FAN
	2X4 FLUORESCENT FIXTURE		N/C NO CEILING - EXPOSED STRUCTURE
	FLUORESCENT STRIP FIXTURE		2X2 LAY-IN ACOUSTICAL TILE
	RECESSED INCANDESCENT		GYP. BD.
	WALL MOUNT LIGHT FIXTURE		
	WALL SCONCE LIGHT		
	SUPPLY AIR GRILL		
	RETURN AIR GRILL		

NOTE: THIS DRAWING IS A REPRESENTATION OF CEILING FINISHES, COORDINATE CEILING GRID, LIGHT FIXTURES, HVAC GRILLS, AND ALL OTHER CEILING RELATED ITEMS WITH MECHANICAL & ELECTRICAL SHEETS.

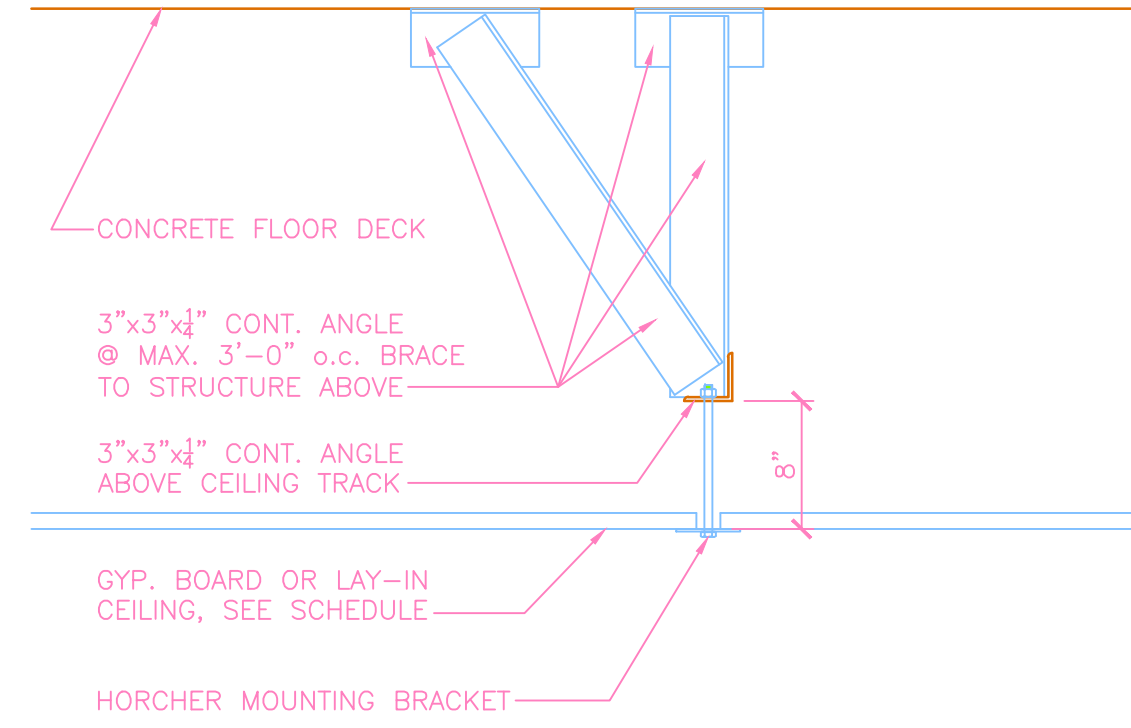
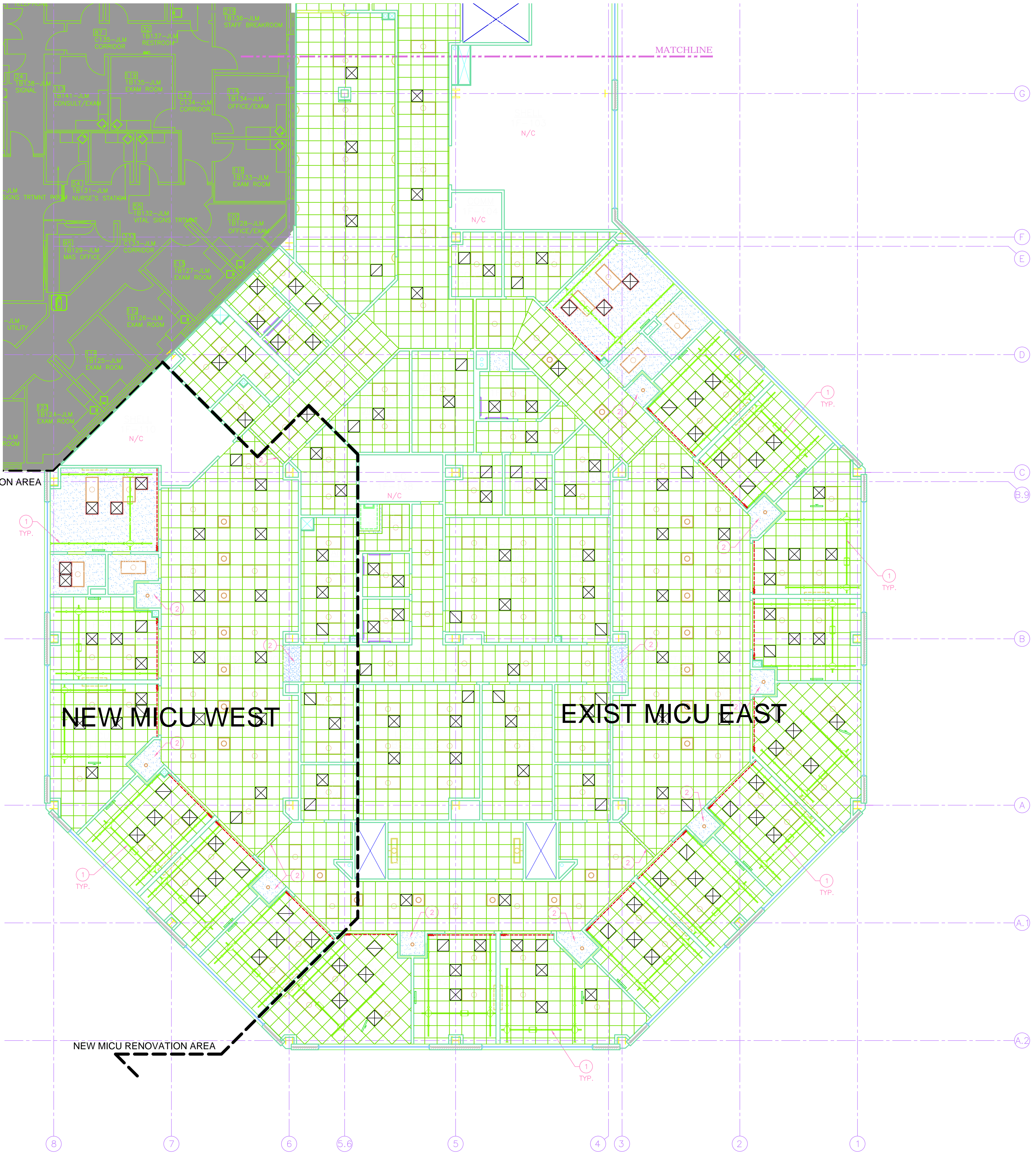
#### KEY NOTES

- PATIENT LIFT SYSTEM. LIFT SYSTEM TO BE MANUFACTURED AND INSTALLED BY "HORCHER LIFTING SYSTEMS". PROVIDE MODEL #C2 WITH X-Y RAIL CONFIGURATION AS SHOWN ON DRAWINGS. CONTRACTOR TO PROVIDE ANGLE IRON SUPPORT STRUCTURE AS SHOWN ON 3/A-5.2 FOR LIFT SUPPORT. "HORCHER LIFTING SYSTEMS" SHALL PROVIDE SHOP DRAWINGS INDICATING SPECIFIC DIMENSIONS OF TRACK LAYOUT IN EACH PATIENT ROOM TO ASSIST CONTRACTOR WITH STRUCTURAL SUPPORT LAYOUT.
- GYP. BOARD FURR DOWN TO 7'-2" A.F.F.

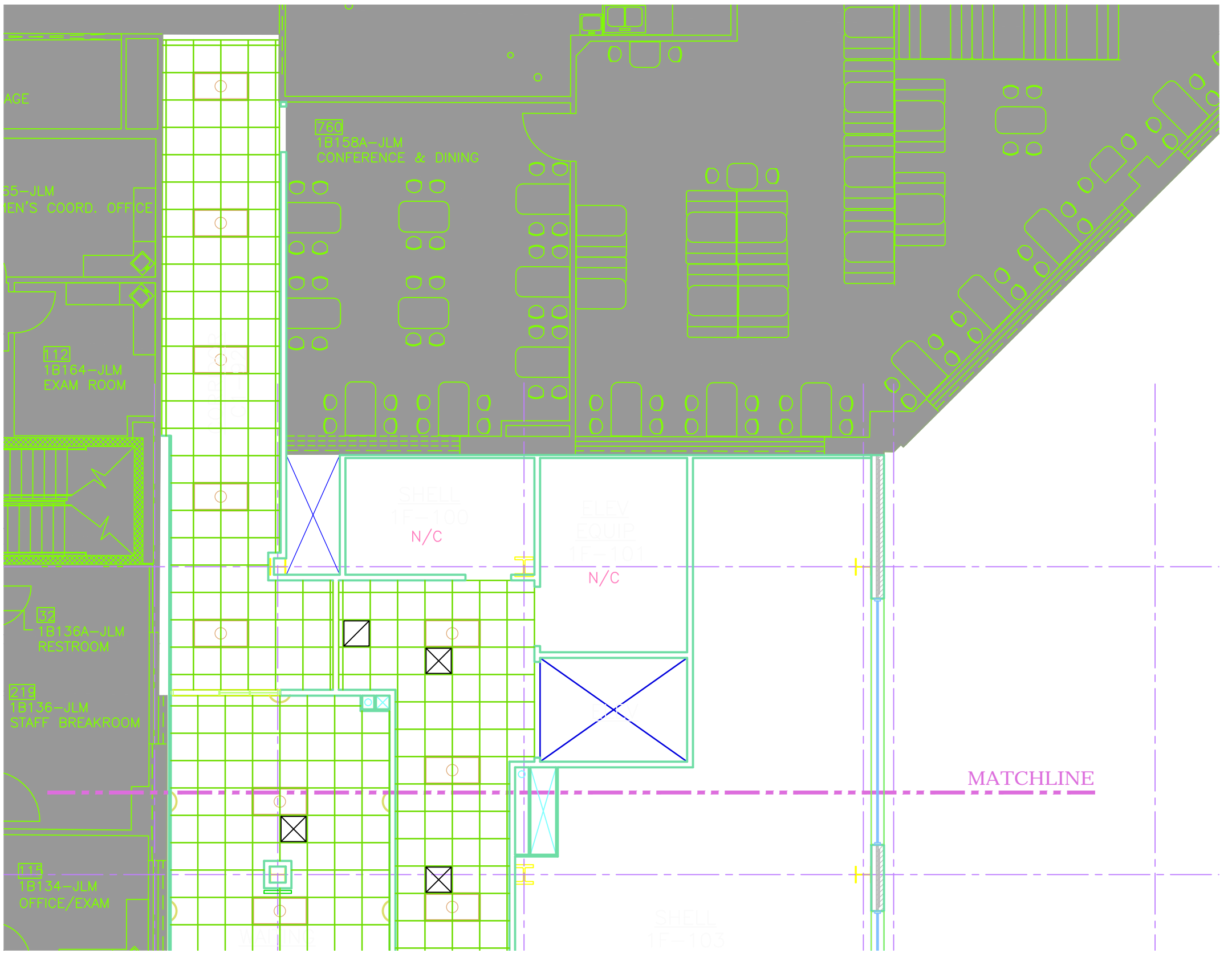
#### GENERAL NOTES

- ALL CEILING HEIGHTS SHALL BE 9'-0" A.F.F. EXCEPT AS INDICATED IN NOTE B.
- THE FOLLOWING ROOMS SHALL HAVE 8'-0" A.F.F. CEILING HEIGHTS: ALL CORRIDORS EXCEPT @ NURSE STATIONS 1F-141 AND 1F-152, 1F-106, 1F-107, 1F-109, 1F-137, 1F-139, 1F-140, 1F-142, 1F-143, 1F-145, 1F-146, 1F-147, 1F-148, 1F-150, 1F-153, 1F-154, 1F-157, 1F-158.

NOTE: SHADED AREA INDICATES EXISTING BUILDING



3 PATIENT LIFT SYSTEM SUPPORT DETAIL  
1"=1'-0"



2 FIRST FLOOR REFLECTED CEILING PLAN - CONTINUED  
1/8"=1'-0"

1 FIRST FLOOR REFLECTED CEILING PLAN  
1/8"=1'-0"

Revisions	Date 11/13	Approved: Medical Center Director	Approved: Facility Planner		New TFCC logo-blue 08-28-03.tif	TAGGART FOSTER-CURRENCE GRAY ARCHITECTS, INC. 4500 Burrow Drive North Little Rock, AR 72116 Phone: 501-758-7443 Fax: 501-753-7309 www.taggarch.com	Drawing Title <b>1ST FLOOR REFLECTED CEILING PLAN</b>	Project Title <b>JLM MEMORIAL VETERAN'S HOSPITAL - EXPAND MICU</b>	Building Number 1-JLM	Checked J.M.	Revised P&D	Date NOV 2013	Project No. XXXXX	DRAWING NO. <b>A4.1R</b>	Dwg 6 Of 10	Office of Facilities	DEPARTMENT OF VETERANS AFFAIRS
		Approved: Associate Director	Approved: Chief Engineer														
		Approved: Chief Of Staff	Approved: Women Veterans Program Coordinator														