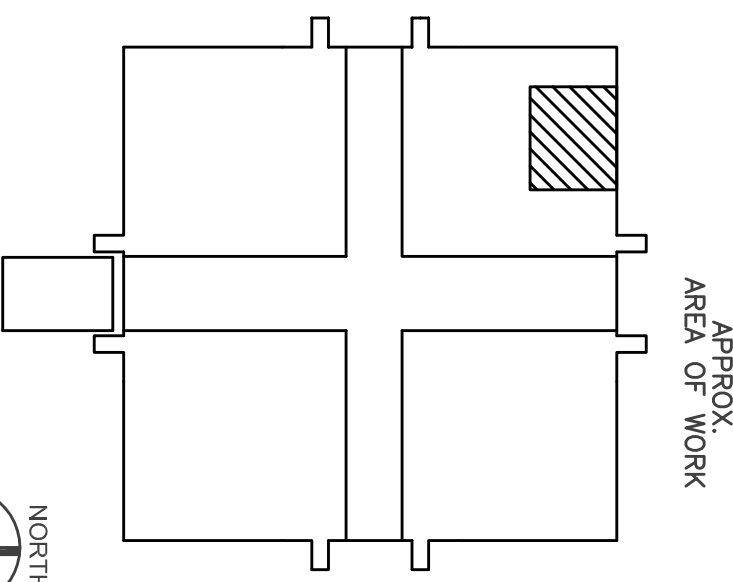


PLAN NOTES:

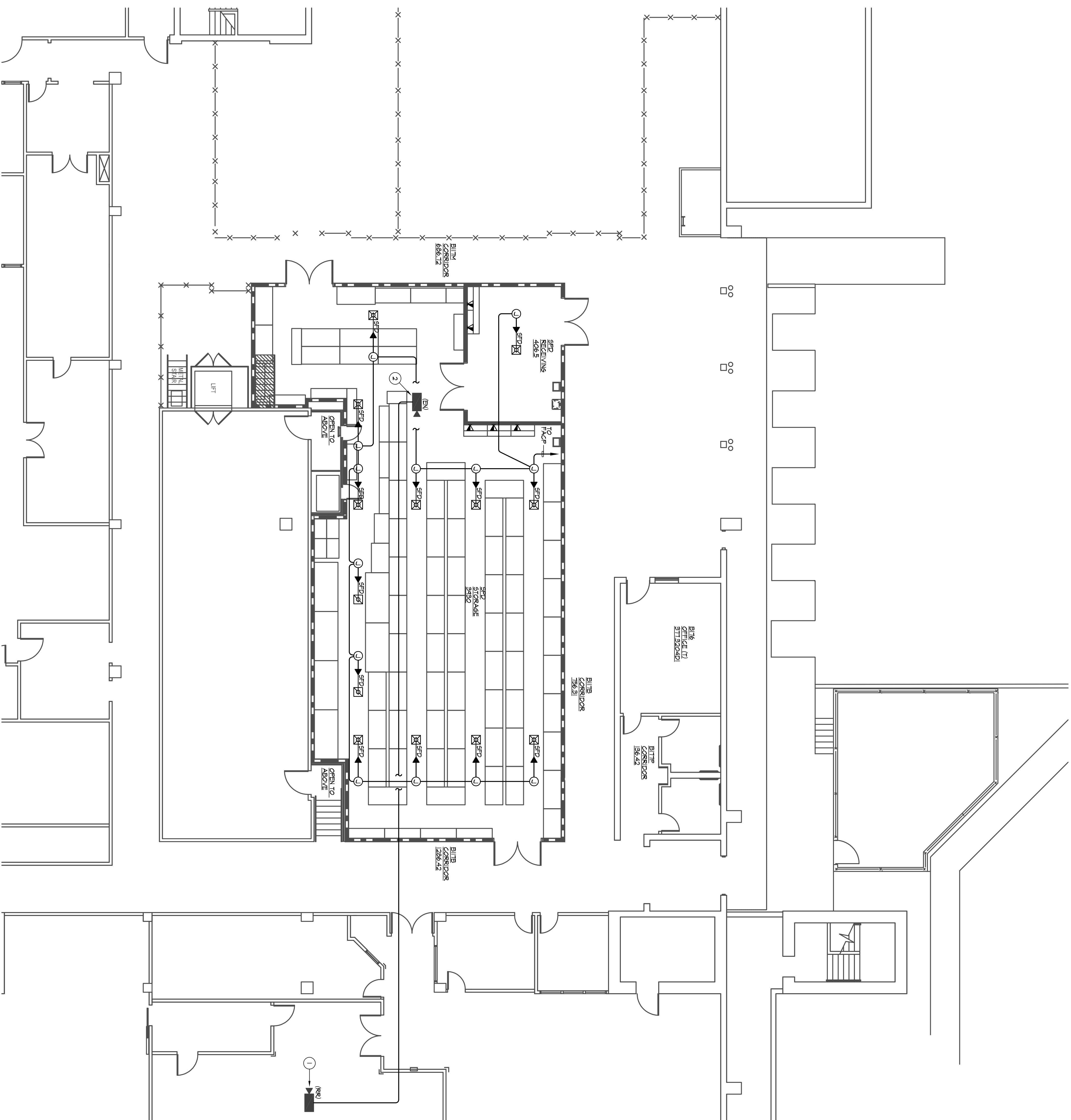
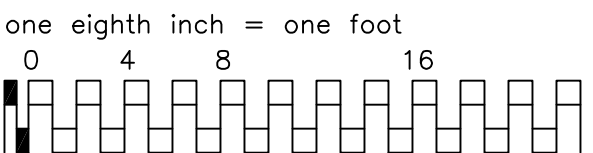
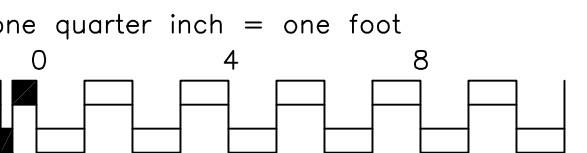
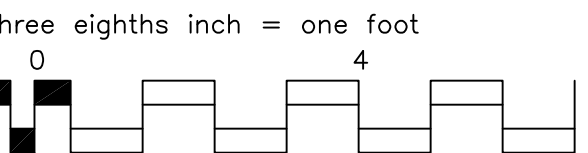
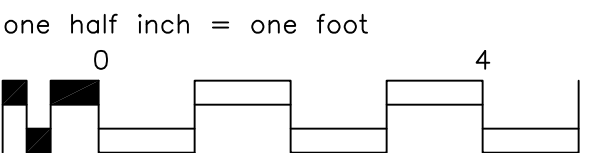
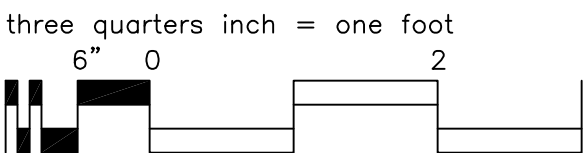
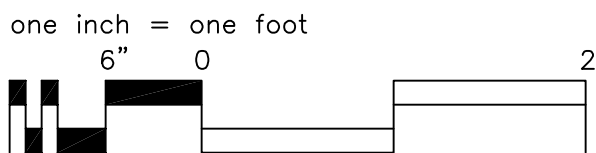
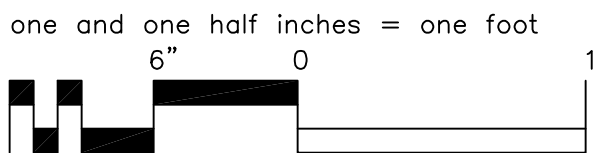
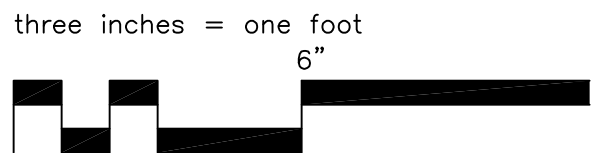
- ① REFER TO GENERAL NOTES, SHEET E-001, FOR ADDITIONAL INFORMATION.
- ② REFER TO THE MECHANICAL PLANS AND SPECIFICATIONS FOR COMPLETE ELECTRICAL REQUIREMENTS.

ELECTRICAL BID ALTERNATE

1. REFER TO ARCHITECTURAL DRAWINGS FOR
NOT RAISED ACOUSTICAL CEILING BID ALTERNATE
REQUIREMENTS.
2. PROVIDE ALTERNATE BID PRICING TO INCLUDE
THE FOLLOWING:
 - A. REMOVE SURFACE MOUNTED LIGHT FIXTURES
TO LAY-IN T-BAR STYLE LIGHT FIXTURES.
 - B. REMOVE SMOKE/FIRE DAMPERS AND ALL
WALLS, CEILING, AND FLOOR FITTING THE SMOKE/FIRE
DAMPERS FROM EACH DIFFUSER/GRILLE/
REGISTER.
3. ALL OTHER SCOPE OF WORK SHOWN ON THE
PLANS SHALL REMAIN AS INDICATED.



REMDEL LIGHTING PLAN									
Number	Revisions	Date	CONTRACTOR:		ARCHITECT/ENGINEERS:		Drawing Title		
			ELECTRICAL REMODEL LIGHTING PLAN				Project Title BN REMODEL - LOGISTICS SWING SPACE VA SAN DIEGO, BUILDING 1		
							Approved Project Director		
							Location SAN DIEGO, CA		
							Date 12.15.2013		
							Checked LMF		
							Drawn RES		
							Project Number 604-13-304		
							Building Number 1		
							Drawing Number E-101 Dwg 2 of 4		
							 Department of Veterans Affairs		

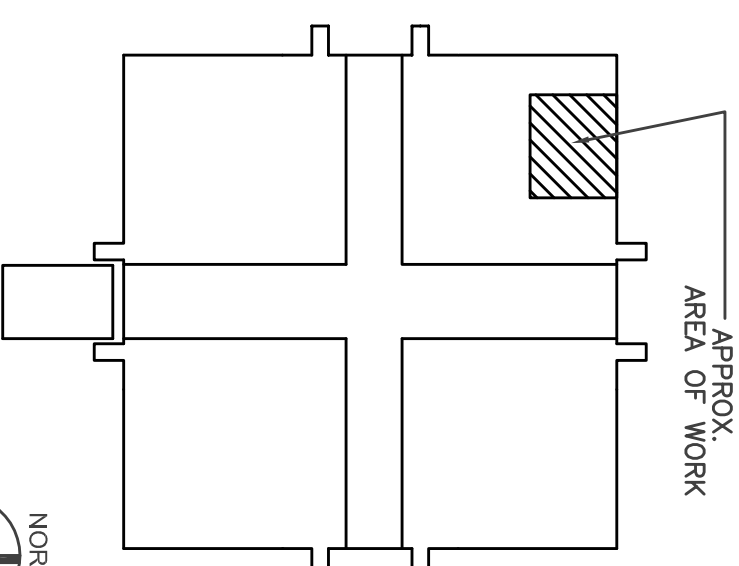


PLAN NOTES:

- ① EXISTING CAMERA TO BE RELOCATED COMPARTMENT TO PROVIDE CEILING MOUNTED X-BOX IN ACCESSIBLE CEILING AT EXISTING CAMERA LOCATION. CONTRACTOR TO EXTEND CONDUIT / WIRE AS REQUIRED TO ENSURE A TILLY ORANGEABLE CAMERA STRICH.
- ② EXISTING CAMERA IN NEW LOCATION
- ③ REFER TO GENERAL NOTES SHEET E-COI FOR ADDITIONAL INFORMATION
- ④ REFER TO THE MECHANICAL PLANS AND SPECIFICATIONS FOR COMPLETE ELECTRICAL REQUIREMENTS.

ELECTRICAL BID ALTERNATE

1. REFER TO ARCHITECTURAL DRAWINGS FOR NON RAISED ACoustICAL CEILING BID ALTERNATE REQUIREMENTS.
2. PROVIDE ALTERNATE BID PRICING TO INCLUDE THE FOLLOWING:
 - A. REVISE SURFACE MOUNTED LIGHT FIXTURES TO LAY-IN - BARK STYLE LIGHT FIXTURES.
 - B. REMOVE SMOKE/FIRE DAMPERS AND ALL CONDUIT / WIRE FEEDING THE SMOKE/FIRE FROM EACH DIFFUSER/SHALL REGISTER.
3. ALL OTHER SCOPE OF WORK SHOWN ON THE PLANS SHALL REMAIN AS INDICATED.



REMODEL LOW VOLTAGE PLAN

[illegible]

CONTRACTOR:

ARCHITECT/ENGINEERS:



SCALE:	1
1/8"=1'-0"	
Project Title	

→

Drawing Title

REMODEL LOW VOLTAGE PLAN

Project Title

**BN REMODEL - LOGISTICS
SPACE
VA SAN DIEGO, BUILDING 1**

Project Number

664-13-31

Building Number

1

Construction and Facilities Management

 Department of
Veterans Affairs

Approved: Project Director

LOCATION:
SAN DIEGO, CA

Date
12.15.2013

Check
LMF

Draw
RE

E-103

VA FORM 08-623