

FEATURES & SPECIFICATIONS

INTENDED USE

Recessed frame-in rated Non-IC. Approved for all ceiling and wiring types.
New Construction or Remodel applications.

CONSTRUCTION

Galvanized steel frame. Cutout section on frame for remodel applications.
Galvanized bar hangers span up to 24" o.c. and feature built in nailer and T-bar clips.
Galvanized steel junction box with removable access door, four built in romex clamps; six 3/4" knockouts with slots for pryout.
Maximum 8 (4in 4out) No 12 AWG conductors. Rated for 90° C.
Ground wire provided.

ELECTRICAL

Class P thermally protected ballast protects against improper contact with insulation. Approved for through branch circuit wiring.
Multi-volt, 120V through 277V, electronic ballast with end of life protection is standard when ordering an electronic ballast.

INSTALLATION

2 x 8 wood joist or T-bar installation.
Expandable bar hangers allow for off-center mounting in wood joist or T-bar ceilings.
Length of 25-1/4" maximum 13-1/4" minimum or cut to fit 10-1/2" on center joist construction.
Retention trim clips hold finishing trim secure and snug to ceiling.
Maximum ceiling thickness 1/2".

LISTINGS

UL Listed to US and Canadian safety standards.
Damp location listed. (See trim selection for wet location listing.)
Note: Specifications subject to change without notice.

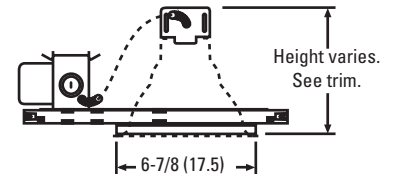
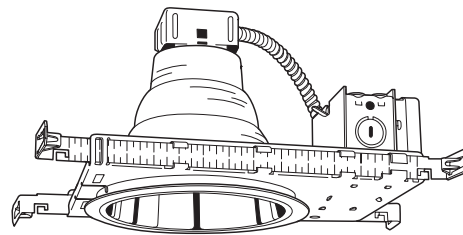
Catalog Number	
Notes	Type

6" Frame-in

LP6F

FLUORESCENT
Non-IC

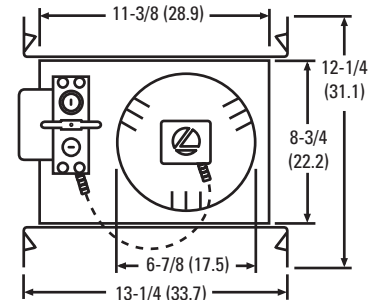
New or Remodel Construction



Specifications

Height: 3-1/2 (8.9)
(Trim height varies)
Length: 13-1/4 (33.7)
Width: 12-1/4 (31.1)
Ceiling Opening: 7 (17.8)

All dimensions are inches (centimeters) unless otherwise specified.



ORDERING INFORMATION

For shortest lead times, configure product using **standard options (shown in bold)**.

Example: LP6F 13DTT/TRT MVOLT 607A

LP6F

Series	Lamps	Volt	Options	Reflector
LP6F	13DTT ¹ 18DTT 26DTT 13DTT/TRT ^{1,2} 18DTT/TRT ² 26-42TRT² 18TRT 26TRT 32TRT 42TRT	MVOLT³ 120 277 347 ⁴	ADEZ Advance Mark 10™ electronic dimming ballast; must specify 120V or 277V; minimum dimming level 5% EL Emergency battery pack with integral test switch ⁵ ELR Emergency battery pack with remote test switch ⁵ BDP Ballast disconnect plug (meets codes that require in-fixture disconnect) GMF Single slow-blow fuse; specify voltage WLP 35K lamp (shipped separately) TRW White flange	607 White open 607A Clear diffuse open 607AZ Clear specular open 6C3AZ Clear semi-specular cone 6C3GZ Gold semi-specular cone 6C3BLZ Black specular cone 6M1AZ Clear specular multiplier 6M1BLZ Black specular multiplier 6M1GZ Gold specular multiplier 6SB1 Black baffle slope 6SB1W White baffle slope 6B3 Black baffle with diffuse upper reflector 6B3W White baffle with diffuse upper reflector 6B4 Black baffle with white upper reflector 6B4W White baffle with white upper reflector 607G Gold diffuse open 607GZ Gold specular open 607PR Pewter diffuse open 607WTZ Wheat specular open 602 White open 602A Clear diffuse open 602AZ Clear specular open 602G Gold diffuse open 602GZ Gold specular open 602PR Pewter diffuse open 602WTZ Wheat specular open 6W7A Clear diffuse wall-wash 6W7AZ Clear specular wall-wash 6W1 White wallwash eyelid 6LD3⁶ White splay, drop opal glass lens 6LDB3 ⁶ Black baffle, drop opal glass lens 6LF3⁷ White splay, flat white glass lens 6LFB3 ⁷ Black splay, flat white glass lens 6L4⁷ White splay, flat fresnel glass lens 6LB4 ⁷ Black baffle, flat fresnel glass lens

NOTES:

- 1 Not available with ADEZ.
 - 2 Not available with WLP.
 - 3 MVOLT - Electronic multi-volt ballast capable of operating any line voltage from 120-277V, 50 or 60Hz.
 - 4 Not available with EL or ELR.
 - 5 Add 3" (7.6) to width and 4-1/2" (11.4) to length.
 - 6 32TRT maximum wattage.
 - 7 26TRT maximum wattage.
- See reflector specification sheets for maximum wattages.

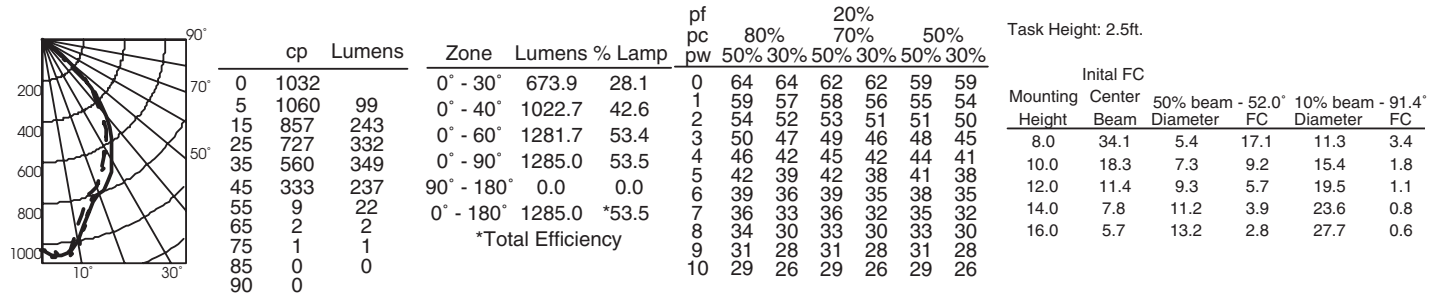
Accessories:

	Order as separate catalog number.
CTE	Ceiling trim extender
LCMB	Channel bar mounting brackets, set of two
LSMC	T-bar mounting clips, set of four

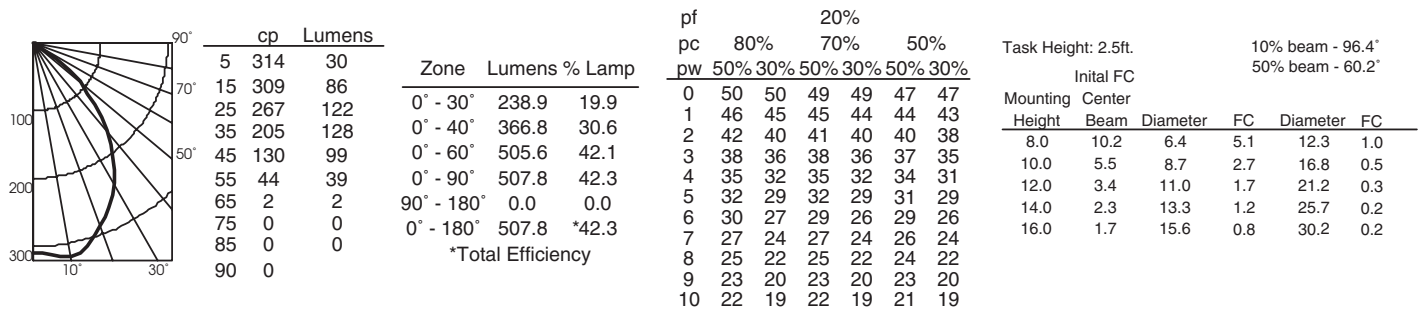
6" Fluorescent LP6F Photometrics

Distribution curve **Distribution data** **Output data** **Coefficient of utilization** **Single luminaire data 30" above floor**

607AZ, 32W TRT lamp, 1.0 s/mh, 2400 rated lumens, test no. LTL11604



6B3, 18W TRT lamp, 1.2 s/mh, 1200 rated lumens, test no. 9919



6L4, 18W TRT lamp, 1.24 s/mh, 1200 rated lumens, test no. LTL9685

