

NOTE: THESE ARE TYPICAL, APPROXIMATE PLACEMENTS.
FINAL POSITION IS DETERMINED AT THE TIME OF INSTALLATION, USING THE 'PERFECT PLACEMENT' METHOD, WHERE THE UNIT IS SET UP, BUT MOBILE, AND ALL STAKE-HOLDERS GIVE FINAL INPUT.

PLEASE CONSIDER:

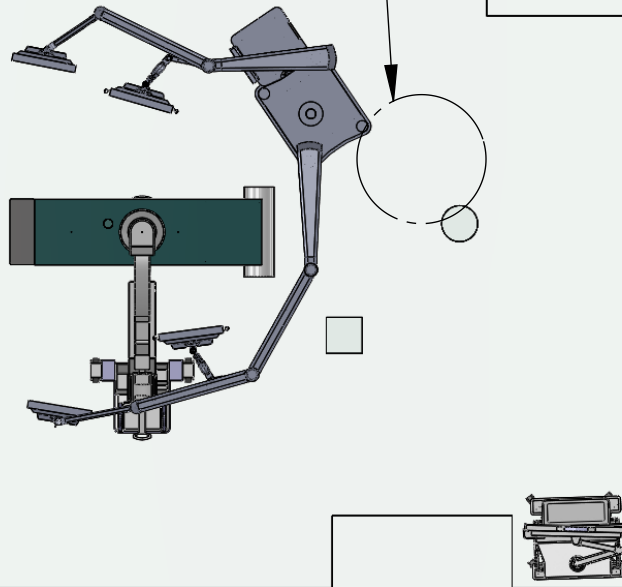
- GAS DROPS
- ANESTHESIA CARTS
- NURSE'S STATION
- OR LIGHTS
- STERILE CORRIDOR/BACK TABLE
- OTHER RELEVANT FACTORS

REVISIONS		
REV.	DESCRIPTION	DATE
A	PROSPECTIVE LAYOUTS	6/19/12

ANESTHESIA

30'-11"

20'-2"



GENERAL NOTES:

THESE DRAWINGS ARE FOR PLACEMENT REFERENCE ONLY. COMPONENTS DEPICTED ARE FOR CONFIGURATION VISUALIZATION PURPOSES, AND MAY DIFFER FROM ACTUAL PARTS ORDERED AND USED.

NOTE: ANY AND ALL FLOOR MODIFICATIONS, REPAIRS, ETC ARE THE SOLE RESPONSIBILITY OF THE CUSTOMER. PLEASE REFER TO THE NUBOOM SITE PLANNING GUIDE FOR MORE DETAILED ELECTRICAL, MECHANICAL AND OTHER RELATED INFORMATION.

ALL CONSTRUCTION, ELECTRICAL, AND OTHER PRACTICES RELATED TO ROOM OR NEW CONSTRUCTION SHALL CONFORM TO THE REGULATIONS AND REQUIREMENTS OF THE NATIONAL FIRE PROTECTION AGENCY (N.F.P.A.), THE NATIONAL ELECTRICAL CODE (N.E.C.) O.S.H.A. AND ALL SPECIFIC COUNTRY, STATE AND/OR LOCAL BUILDING AND SEISMIC CODES.

COMVIEW MEDICAL IS NOT AN ARCHITECTURAL FIRM. THEREFORE EQUIPMENT/ROOM LAYOUT DRAWINGS ARE TO BE USED ONLY TO COMPILE ACTUAL CONSTRUCTION DRAWINGS EITHER BY OUR CUSTOMERS OR THEIR REPRESENTATIVES. DRAWINGS SUPPLIED BY COMVIEW MEDICAL ARE NOT TO BE USED FOR CONSTRUCTION PURPOSES. THE CUSTOMER IS ULTIMATELY RESPONSIBLE FOR ALL CONSTRUCTION, ROOM PREPARATION COSTS, BUILDING AND ELECTRICAL PERMITS AND INSPECTION FEES.

UNLESS OTHERWISE SPECIFIED:		ENGINEER	DATE
SHEET METAL TOLERANCES	MACHINED PART TOLERANCES	DRAWN BY LV	
FRACTIONAL $\pm 1/32$	FRACTIONAL $\pm 1/64$		
ANGULAR: $\pm .50^\circ$	ANGULAR: $\pm .50^\circ$	NO. REQ'D	
X.X $\pm .050$	X.X $\pm .020$	LOCATION	
X.XX $\pm .020$	X.XX $\pm .010$		
X.XXX $\pm .010$	X.XXX $\pm .005$		

PROPRIETARY AND CONFIDENTIAL

THE INFORMATION CONTAINED IN THIS DRAWING IS THE SOLE PROPERTY OF COMVIEW MEDICAL. ANY REPRODUCTION IN PART OR AS A WHOLE WITHOUT THE WRITTEN PERMISSION OF COMVIEW MEDICAL IS PROHIBITED.



CompView Medical

TITLE:

M4 VASCULAR

SIZE

DWG. NO.

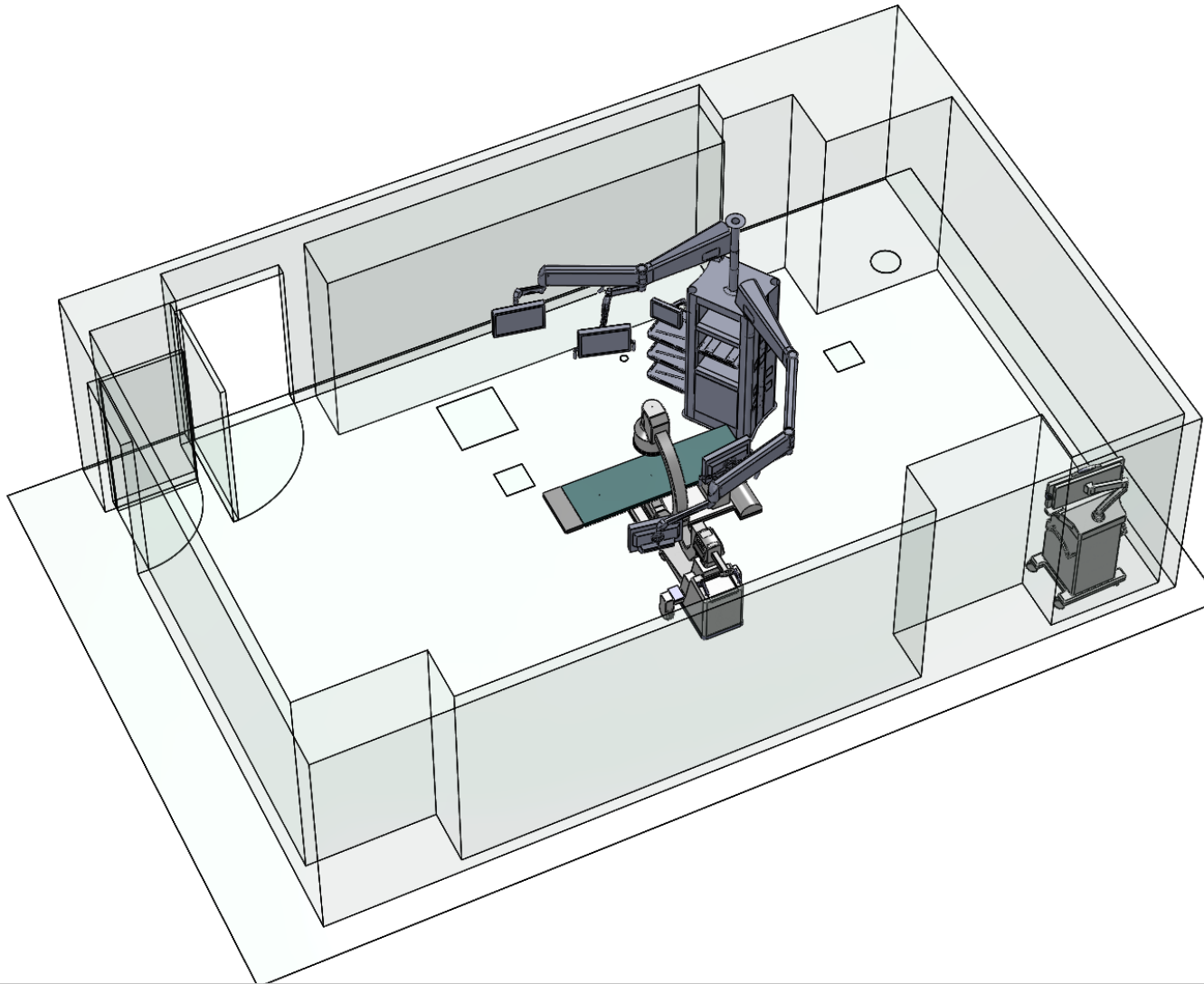
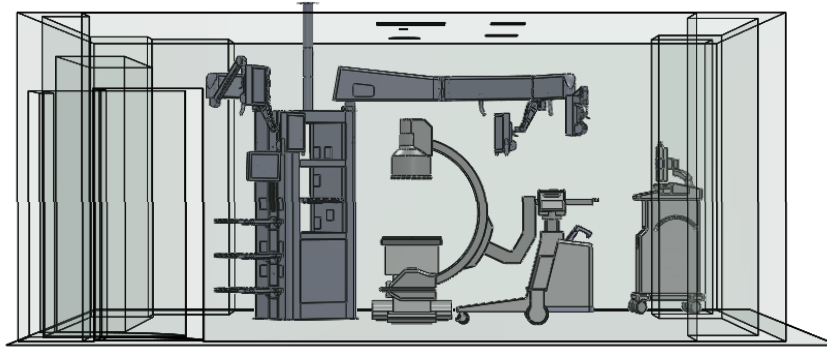
PA_WILKES-BARRE_VA_N2 59 -00

A

CONFIGURATION

M4_R SHOULDER

SCALE: 1:64 DO NOT SCALE DRAWING SHEET 1 OF 5



GENERAL NOTES:

NOTE: ANY AND ALL FLOOR MODIFICATIONS, REPAIRS, ETC ARE THE SOLE RESPONSIBILITY OF THE CUSTOMER. PLEASE REFER TO THE NUBOOM SITE PLANNING GUIDE FOR MORE DETAILED ELECTRICAL, MECHANICAL AND OTHER RELATED INFORMATION.

ALL CONSTRUCTION, ELECTRICAL, AND OTHER PRACTICES RELATED TO ROOM OR NEW CONSTRUCTION SHALL CONFORM TO THE REGULATIONS AND REQUIREMENTS OF THE NATIONAL FIRE PROTECTION AGENCY (N.F.P.A.), THE NATIONAL ELECTRICAL CODE (N.E.C.) O.S.H.A. AND ALL SPECIFIC COUNTRY, STATE AND/OR LOCAL BUILDING AND SEISMIC CODES.

COMPVIEW MEDICAL IS NOT AN ARCHITECTURAL FIRM. THEREFORE EQUIPMENT/ROOM LAYOUT DRAWINGS ARE TO BE USED ONLY TO COMPILE ACTUAL CONSTRUCTION DRAWINGS EITHER BY OUR CUSTOMERS OR THEIR REPRESENTATIVES. DRAWINGS SUPPLIED BY COMPVIEW MEDICAL ARE NOT TO BE USED FOR CONSTRUCTION PURPOSES. THE CUSTOMER IS ULTIMATELY RESPONSIBLE FOR ALL CONSTRUCTION, ROOM PREPARATION COSTS, BUILDING AND ELECTRICAL PERMITS AND INSPECTION FEES.

PROPRIETARY AND CONFIDENTIAL

THE INFORMATION CONTAINED IN THIS DRAWING IS THE SOLE PROPERTY OF COMPVIEW MEDICAL. ANY REPRODUCTION IN PART OR AS A WHOLE WITHOUT THE WRITTEN PERMISSION OF COMPVIEW MEDICAL IS PROHIBITED.

UNLESS OTHERWISE SPECIFIED:		ENGINEER	NAME	DATE
SHEET METAL TOLERANCES		DRAWN BY		
FRACTIONAL $\pm 1/32$		LV		
ANGULAR: $\pm .50^\circ$		NO. REQ'D		
X.X $\pm .050$		LOCATION		
X.XX $\pm .020$				
X.XXX $\pm .010$				
MACHINED PART TOLERANCES				
FRACTIONAL $\pm 1/64$				
ANGULAR: $\pm .50^\circ$				
X.X $\pm .020$				
X.XX $\pm .010$				
X.XXX $\pm .005$				



CompView Medical

TITLE:

M4 VASCULAR

SIZE

DWG. NO.

PA_WILKES-BARRE_VA_N2 59 -00

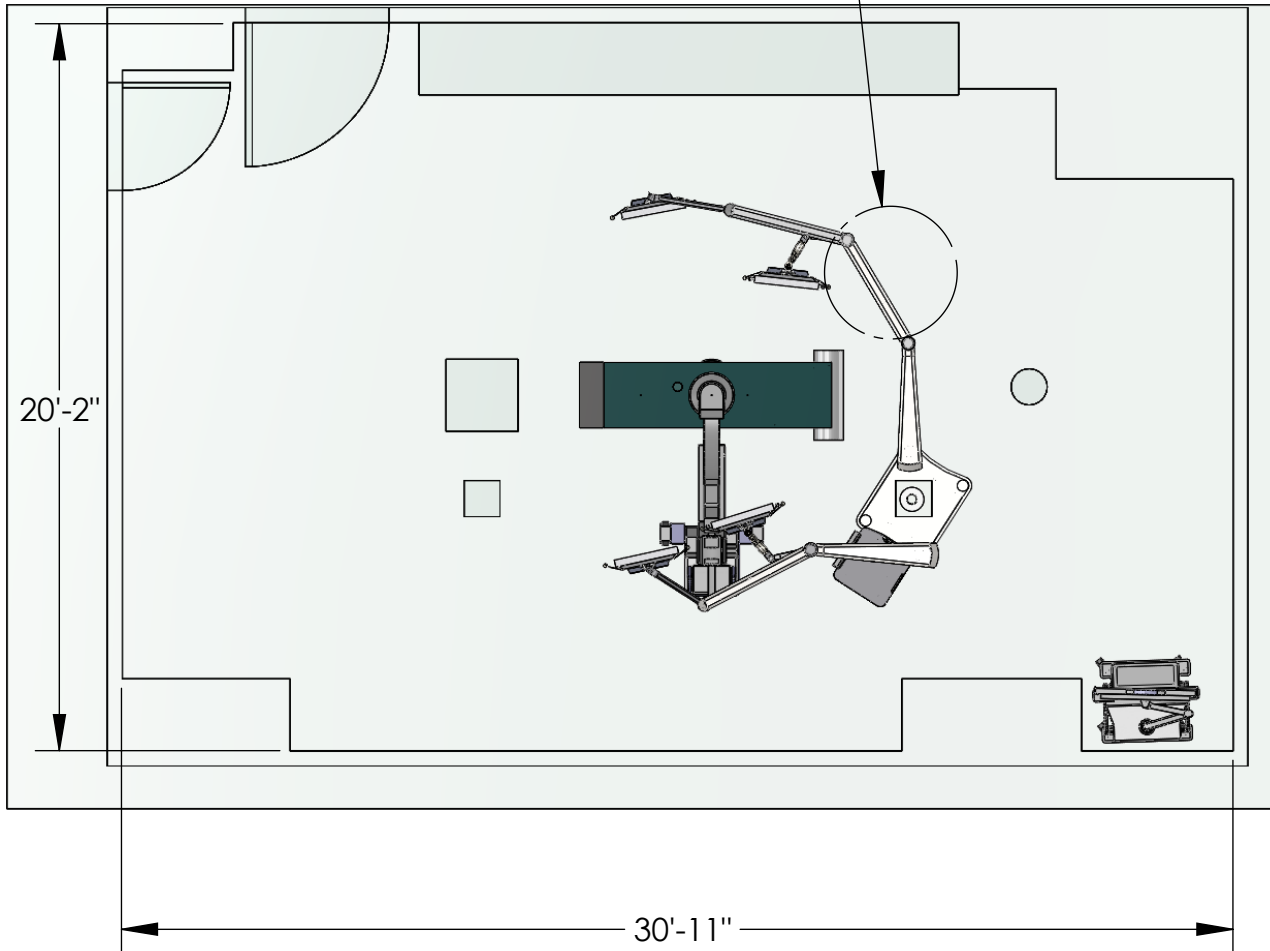
A

CONFIGURATION

M4_R SHOULDER

SCALE: 1:60 DO NOT SCALE DRAWING SHEET 2 OF 5

ANESTHESIA



GENERAL NOTES:

THESE DRAWINGS ARE FOR PLACEMENT REFERENCE ONLY. COMPONENTS DEPICTED ARE FOR CONFIGURATION VISUALIZATION PURPOSES, AND MAY DIFFER FROM ACTUAL PARTS ORDERED AND USED.

NOTE: ANY AND ALL FLOOR MODIFICATIONS, REPAIRS, ETC ARE THE SOLE RESPONSIBILITY OF THE CUSTOMER. PLEASE REFER TO THE NUBOOM SITE PLANNING GUIDE FOR MORE DETAILED ELECTRICAL, MECHANICAL AND OTHER RELATED INFORMATION.

ALL CONSTRUCTION, ELECTRICAL, AND OTHER PRACTICES RELATED TO ROOM OR NEW CONSTRUCTION SHALL CONFORM TO THE REGULATIONS AND REQUIREMENTS OF THE NATIONAL FIRE PROTECTION AGENCY (N.F.P.A.), THE NATIONAL ELECTRICAL CODE (N.E.C.) O.S.H.A. AND ALL SPECIFIC COUNTRY, STATE AND/OR LOCAL BUILDING AND SEISMIC CODES.

COMVIEW MEDICAL IS NOT AN ARCHITECTURAL FIRM. THEREFORE EQUIPMENT/ROOM LAYOUT DRAWINGS ARE TO BE USED ONLY TO COMPILE ACTUAL CONSTRUCTION DRAWINGS EITHER BY OUR CUSTOMERS OR THEIR REPRESENTATIVES. DRAWINGS SUPPLIED BY COMVIEW MEDICAL ARE NOT TO BE USED FOR CONSTRUCTION PURPOSES. THE CUSTOMER IS ULTIMATELY RESPONSIBLE FOR ALL CONSTRUCTION, ROOM PREPARATION COSTS, BUILDING AND ELECTRICAL PERMITS AND INSPECTION FEES.

UNLESS OTHERWISE SPECIFIED:		ENGINEER	DATE
SHEET METAL TOLERANCES	MACHINED PART TOLERANCES		
FRACTIONAL $\pm 1/32$	FRACTIONAL $\pm 1/64$	DRAWN BY LV	
ANGULAR: $\pm .50^\circ$	ANGULAR: $\pm .50^\circ$	NO. REQ'D	
X.X $\pm .050$	X.X $\pm .020$	LOCATION	
X.XX $\pm .020$	X.XX $\pm .010$		
X.XXX $\pm .010$	X.XXX $\pm .005$		

PROPRIETARY AND CONFIDENTIAL

THE INFORMATION CONTAINED IN THIS DRAWING IS THE SOLE PROPERTY OF COMVIEW MEDICAL. ANY REPRODUCTION IN PART OR AS A WHOLE WITHOUT THE WRITTEN PERMISSION OF COMVIEW MEDICAL IS PROHIBITED.



CompView Medical

TITLE:

M4 VASCULAR

SIZE

DWG. NO.

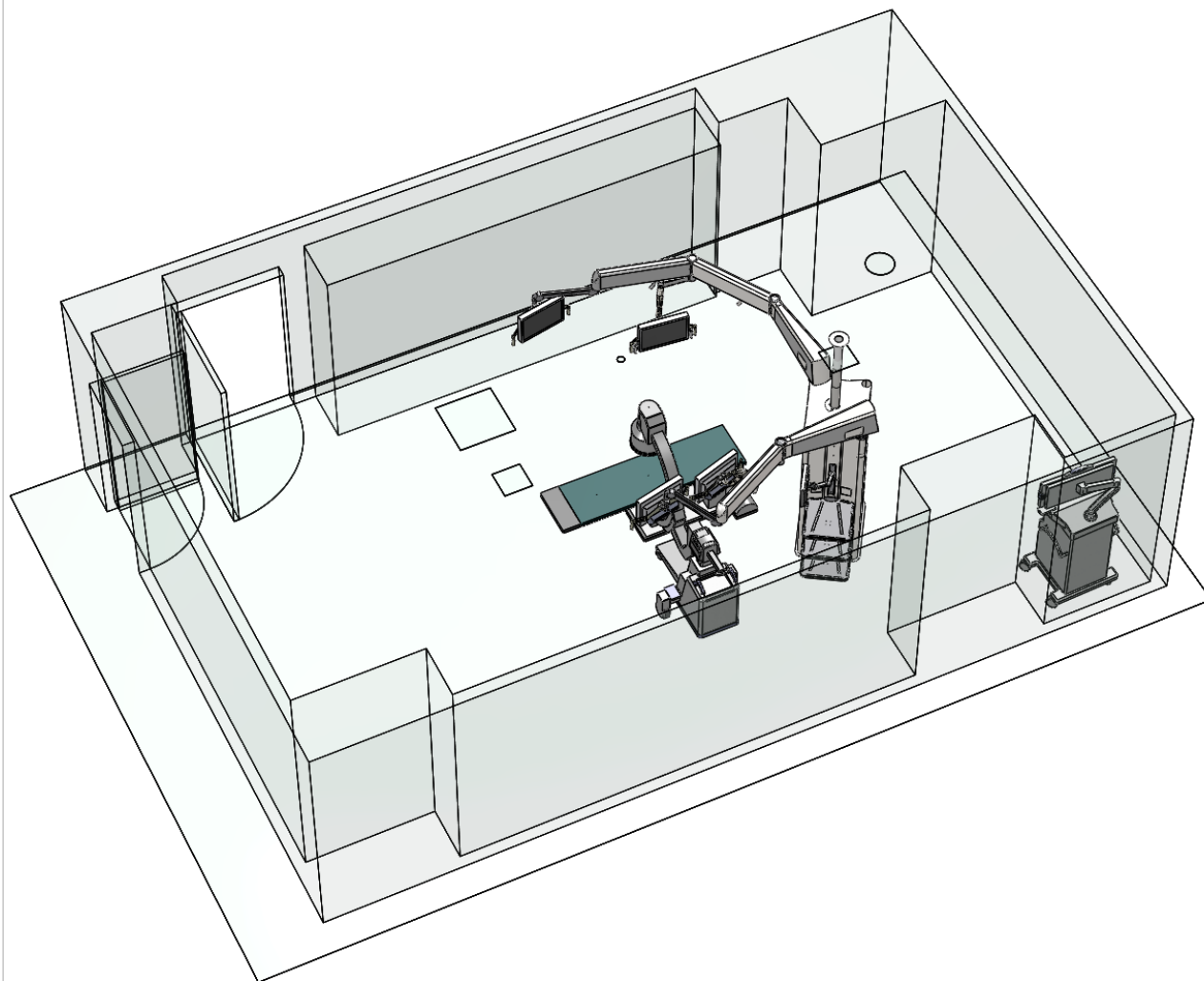
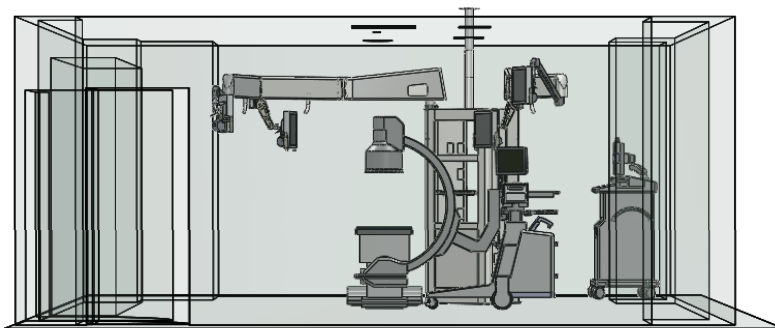
PA_WILKES-BARRE_VA_N2 59 -00

A

CONFIGURATION

M4_L SHOULDER

SCALE: 1:64 DO NOT SCALE DRAWING SHEET 3 OF 5



GENERAL NOTES:

THESE DRAWINGS ARE FOR PLACEMENT REFERENCE ONLY. COMPONENTS DEPICTED ARE FOR CONFIGURATION VISUALIZATION PURPOSES, AND MAY DIFFER FROM ACTUAL PARTS ORDERED AND USED.

NOTE: ANY AND ALL FLOOR MODIFICATIONS, REPAIRS, ETC ARE THE SOLE RESPONSIBILITY OF THE CUSTOMER. PLEASE REFER TO THE NUBOOM SITE PLANNING GUIDE FOR MORE DETAILED ELECTRICAL, MECHANICAL AND OTHER RELATED INFORMATION.

ALL CONSTRUCTION, ELECTRICAL, AND OTHER PRACTICES RELATED TO ROOM OR NEW CONSTRUCTION SHALL CONFORM TO THE REGULATIONS AND REQUIREMENTS OF THE NATIONAL FIRE PROTECTION AGENCY (N.F.P.A.), THE NATIONAL ELECTRICAL CODE (N.E.C.) O.S.H.A. AND ALL SPECIFIC COUNTRY, STATE AND/OR LOCAL BUILDING AND SEISMIC CODES.

COMVIEW MEDICAL IS NOT AN ARCHITECTURAL FIRM. THEREFORE EQUIPMENT/ROOM LAYOUT DRAWINGS ARE TO BE USED ONLY TO COMPILE ACTUAL CONSTRUCTION DRAWINGS EITHER BY OUR CUSTOMERS OR THEIR REPRESENTATIVES. DRAWINGS SUPPLIED BY COMVIEW MEDICAL ARE NOT TO BE USED FOR CONSTRUCTION PURPOSES. THE CUSTOMER IS ULTIMATELY RESPONSIBLE FOR ALL CONSTRUCTION, ROOM PREPARATION COSTS, BUILDING AND ELECTRICAL PERMITS AND INSPECTION FEES.

UNLESS OTHERWISE SPECIFIED:		ENGINEER	DATE
SHEET METAL TOLERANCES	MACHINED PART TOLERANCES		
FRACTIONAL $\pm 1/32$	FRACTIONAL $\pm 1/64$	DRAWN BY LV	
ANGULAR: $\pm .50^\circ$	ANGULAR: $\pm .50^\circ$	NO. REQ'D	
X.X $\pm .050$	X.X $\pm .020$	LOCATION	
X.XX $\pm .020$	X.XX $\pm .010$		
X.XXX $\pm .010$	X.XXX $\pm .005$		

PROPRIETARY AND CONFIDENTIAL

THE INFORMATION CONTAINED IN THIS DRAWING IS THE SOLE PROPERTY OF COMVIEW MEDICAL. ANY REPRODUCTION IN PART OR AS A WHOLE WITHOUT THE WRITTEN PERMISSION OF COMVIEW MEDICAL IS PROHIBITED.



CompView Medical

TITLE:

M4 VASCULAR

SIZE

DWG. NO.

PA_WILKES-BARRE_VA_N2 59 -00

A

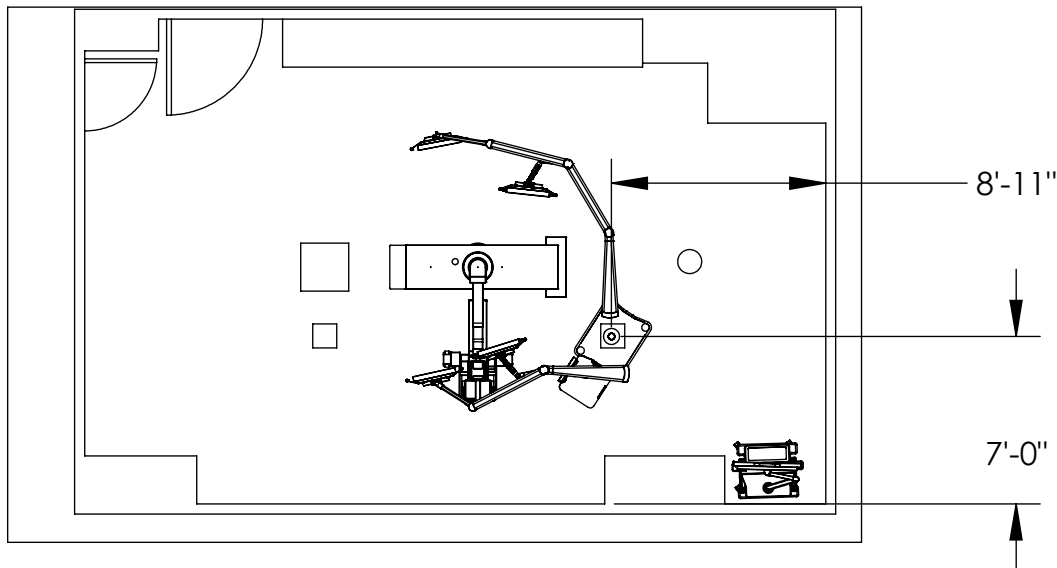
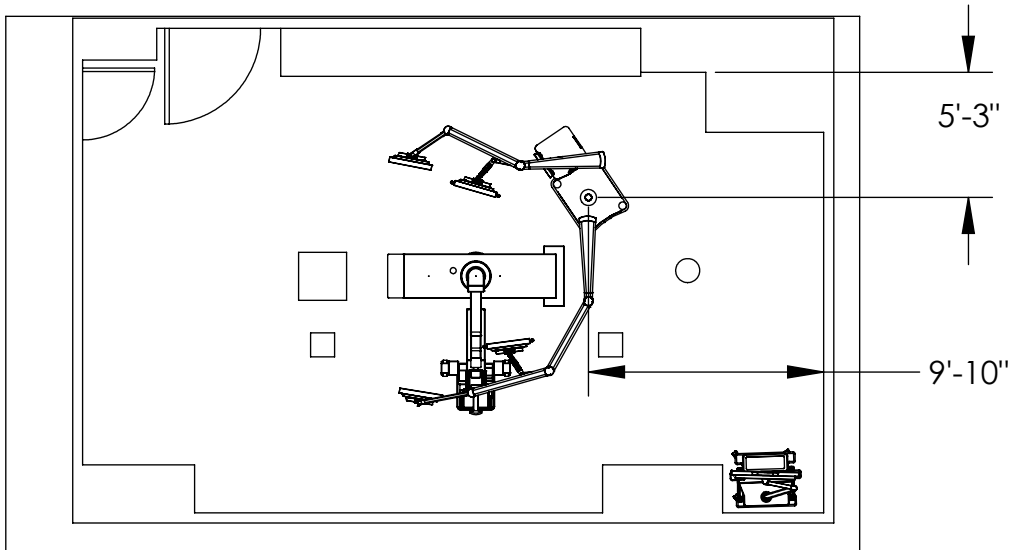
CONFIGURATION

M4_L SHOULDER

SCALE: 1:64 DO NOT SCALE DRAWING SHEET 4 OF 5

POSSIBLE LOCATION FOR CEILING HOLE, PENDING PERFECT PLACEMENT.
CHECK FOR INTERFERENCE.

CONSIDER POSSIBLE REMOTE SIGNAL CABLES - IE PACS, ANESTHESIA,
NETWORK, REMOTE TOUCHPANEL



GENERAL NOTES:

NOTE: ANY AND ALL FLOOR MODIFICATIONS, REPAIRS, ETC ARE THE SOLE RESPONSIBILITY OF THE CUSTOMER. PLEASE REFER TO THE NUBOOM SITE PLANNING GUIDE FOR MORE DETAILED ELECTRICAL, MECHANICAL AND OTHER RELATED INFORMATION.

ALL CONSTRUCTION, ELECTRICAL, AND OTHER PRACTICES RELATED TO ROOM OR NEW CONSTRUCTION SHALL CONFORM TO THE REGULATIONS AND REQUIREMENTS OF THE NATIONAL FIRE PROTECTION AGENCY (N.F.P.A.), THE NATIONAL ELECTRICAL CODE (N.E.C.) O.S.H.A. AND ALL SPECIFIC COUNTRY, STATE AND/OR LOCAL BUILDING AND SEISMIC CODES.

COMPVIEW MEDICAL IS NOT AN ARCHITECTURAL FIRM. THEREFORE EQUIPMENT/ROOM LAYOUT DRAWINGS ARE TO BE USED ONLY TO COMPILE ACTUAL CONSTRUCTION DRAWINGS EITHER BY OUR CUSTOMERS OR THEIR REPRESENTATIVES. DRAWINGS SUPPLIED BY COMPVIEW MEDICAL ARE NOT TO BE USED FOR CONSTRUCTION PURPOSES. THE CUSTOMER IS ULTIMATELY RESPONSIBLE FOR ALL CONSTRUCTION, ROOM PREPARATION COSTS, BUILDING AND ELECTRICAL PERMITS AND INSPECTION FEES.

PROPRIETARY AND CONFIDENTIAL

THE INFORMATION CONTAINED IN THIS DRAWING IS THE SOLE PROPERTY OF COMPVIEW MEDICAL. ANY REPRODUCTION IN PART OR AS A WHOLE WITHOUT THE WRITTEN PERMISSION OF COMPVIEW MEDICAL IS PROHIBITED.

UNLESS OTHERWISE SPECIFIED:		ENGINEER	NAME	DATE
SHEET METAL TOLERANCES		DRAWN BY		
FRACTIONAL $\pm 1/32$		LV		
ANGULAR: $\pm .50^\circ$		NO. REQ'D		
X.X $\pm .050$		LOCATION		
X.XX $\pm .020$				
X.XXX $\pm .010$				



TITLE:	M4 VASCULAR
--------	-------------

SIZE	DWG. NO.
A	PA_WILKES-BARRE_VA_N2 59 -00
	CONFIGURATION
	M4_ R SHOULDER