






NOTES

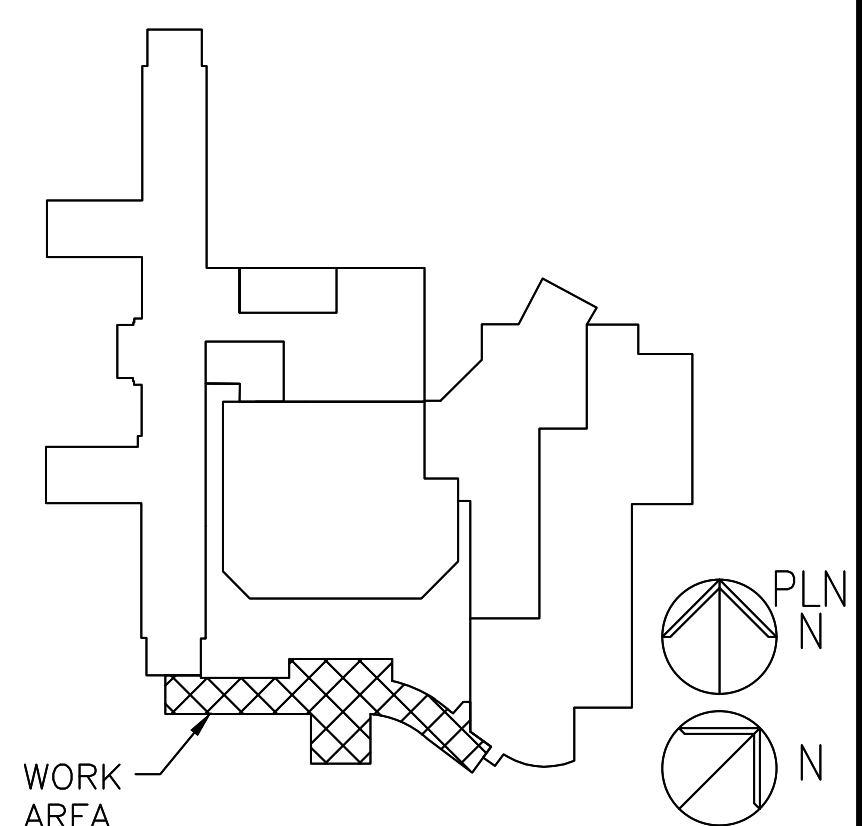
1. REFER TO DWG. AEO01 FOR LEGEND, ABBREVIATIONS, AND GENERAL NOTES RELATED TO THIS SHEET.
2. REFER TO MECHANICAL, ELECTRICAL, AND PLUMBING SHEETS FOR SPECIFIC DEMOLITION NOTES FOR OTHER THAN GENERAL DEMOLITION.
3. REFER TO PHASING PLAN TO COORDINATE THE DEMOLITION OF MATERIALS AND REMOVAL AS REQUIRED. REFER TO 1.G101.
4. PROTECT ALL DOOR FRAMES, BUILDING STRUCTURES, AND SITE WORK TO REMAIN, AND PREPARE FOR NEW FINISHES.
5. EXISTING STRUCTURAL MEMBERS WITHIN LIMITS OF WORK TO REMAIN UNLESS NOTED OTHERWISE.
6. EXISTING EXTERIOR WALL CONSTRUCTION AND WINDOWS WITHIN LIMITS OF WORK TO REMAIN UNLESS NOTED OTHERWISE.
7. PERFORM DAILY CLEAN UP, PROTECT ALL AREAS TO REMAIN FROM DAMAGE.
8. CONTRACTOR SHALL REMOVE ALL EXISTING CARD ACCESS EQUIPMENT COMPONENTS AND TURN OVER TO THE VA, PACKAGED AND DELIVERED.
9. 70% OF CONSTRUCTION WASTE IS TO BE DIVERTED FROM A LANDFILL.
10. COORDINATE SITE WORK WITH CIVIL SHEETS.

KEY NOTES

- 1 REMOVE EXISTING CANOPY AND GLASS ROOM STRUCTURE COMPLETE FROM THE BUILDING. ENSURE THE BUILDING IS WEATHER TIGHT. REMOVE EXISTING FOUNDATION.
- 2 REMOVE EXISTING DOOR AND TURN OVER TO VA
- 3 EXISTING DOOR WILL NEED PREP FOR TEMPORARY EGRESS HARDWARE DURING PHASE 2.
- 4 (NOT USED)
- 5 (NOT USED)
- 6 REMOVE EXISTING WINDOWS FOR NEW WALL INFILL.
- 7 REMOVE EXISTING SLIDING GLASS DOOR AND FRAME AND TURN OVER TO VA.

LEGEND

- | | |
|---|---|
|  | EXISTING DOORS TO BE REMOVED |
|  | EXISTING DOORS TO REMAIN |
|  | EXISTING WALLS TO BE REMOVED |
|  | EXISTING WALLS TO REMAIN |
|  | LIMITS OF DISTURBANCE AND CONSTRUCTION FENCE; REFER TO B1/1.CS106 FOR DETAILS |



KEYPLAN - NOT TO SCALE

FULLY SPRINKLERED
BID DOCUMENTS 08-23-2013

Revision	01-10-14	CONSULTANTS:	ARCHITECT/ENGINEERS:	<div><div>PARADIGM</div><div>ENGINEERS AND CONSTRUCTORS</div><div>200 Envoy Circle #201, Louisville KY 40299 - PH: 502.339.8511 - www.paradigmusa.com</div></div>	<div><div>COMMONWEALTH OF PENNSYLVANIA</div><div>REGISTERED PROFESSIONAL ENGINEER</div><div>BLAINE VAN GANSBEKE</div><div>No. PE079636</div></div>	Drawing Title: DEMOLITION PLAN		Project Title: NEW FRONT ENTRANCE BUILDING 1		Project Number: 595-11-125		Office of Construction and Facilities Management
Revision	04-02-14							Building Number: 1				
								Drawing Number: 1.AD101				
Revisions:	Date					Approved Project Director		Location: LEBANON VAMC 1700 SOUTH LINCOLN AVE, LEBANON PA 17042-7529				
								Date: 06-28-2013	Checked: BWG	Drawn: CDW		