




NOTES

- 1. REFER TO SPECIFICATION SECTION 010000 FOR REQUIREMENTS REGARDING PRE-CONSTRUCTION INVESTIGATION PRIOR TO COMMENCEMENT OF WORK.
- 2. REFER TO SPECIFICATION SECTION 283100 FOR FIRE ALARM PANELS.

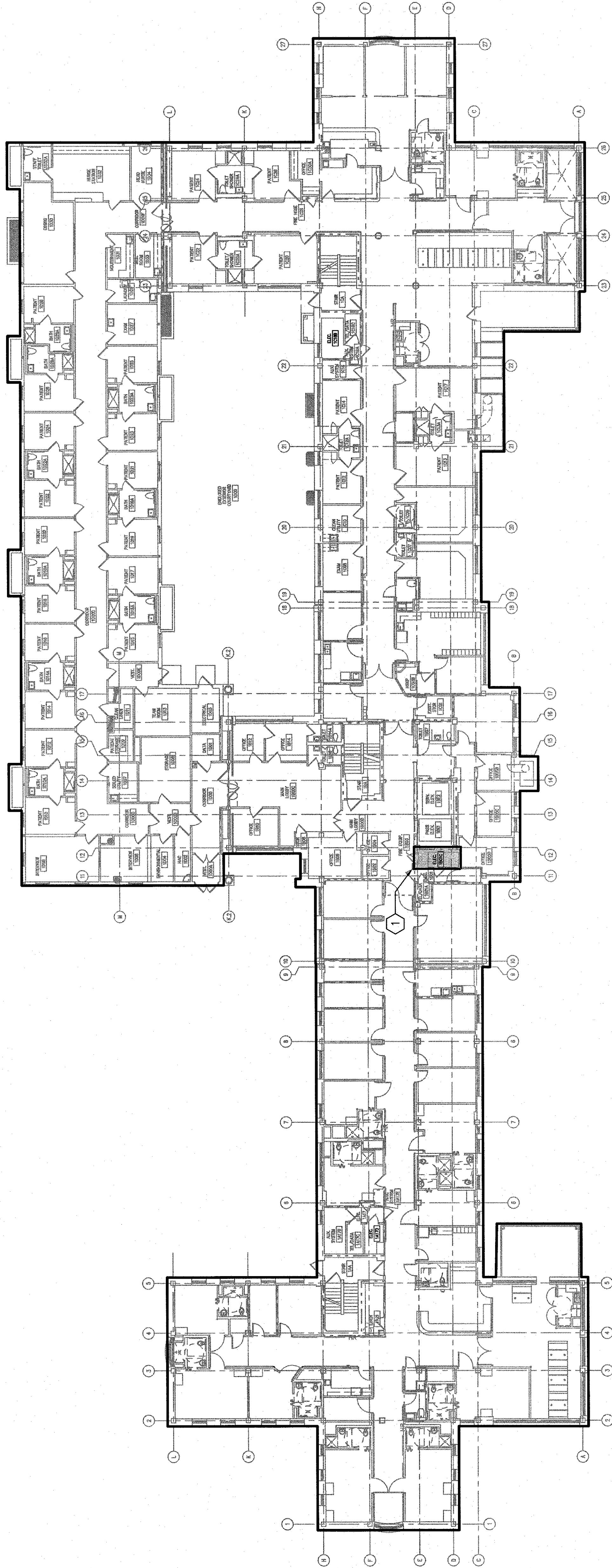
KEYED NOTES

- ① REPLACE EXISTING SIEMENS MXL SERIES FIRE ALARM PANELS WITH NEW DIGITAL PANELS IN ROOMS 6A05B, 6B05B, 6B05D, AND 6C14C.

LEGEND

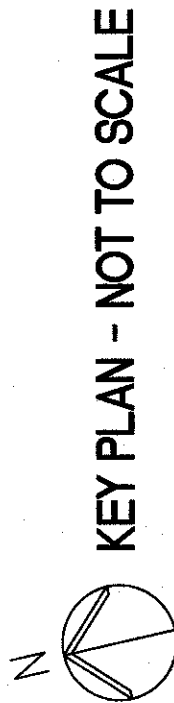


AREA APPLIED TO THIS PORTION OF PROJECT

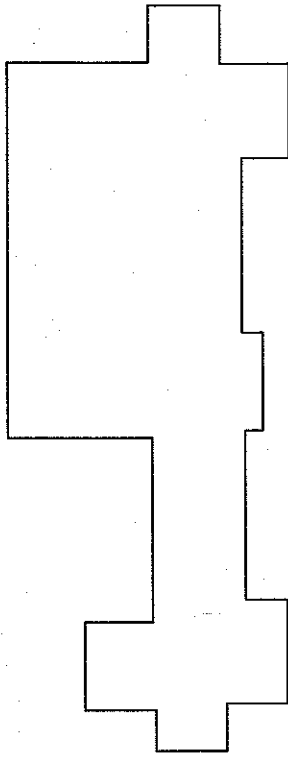


E1 FLOOR PLAN
1/16" = 1'-0"

GENERAL NOTE:
ALL EXISTING PIPING, DUCTWORK, SPRINKLERS, CONDUIT, LIGHTING OR OTHER CONSTRUCTION SHALL BE RELOCATED AS NECESSARY FOR ALL DEMOLITION AND INSTALLATION WORK.



KEY PLAN - NOT TO SCALE



FULLY SPRINKLERED
BID DOCUMENTS
FOR CONSTRUCTION

ARCHITECT/ENGINEERS:		FIRE ALARM PLAN - FIRST FLOOR BUILDING 3		Project Title		Project Number: 259-13-C-0245		Office of Construction and Facilities Management	
 PARADIGM ENGINEERS AND CONSTRUCTORS 200 Envy Circle #201, Louisville KY 40299 - PH: 502.339.8511 - www.paradigmusa.com		Approved Project Director		Location: GEORGE E WAHLER VAMC 807 FORT LEXINGTON, SALISBURY, MD		Building Number: 3		Office of Construction and Facilities Management	
				Date: 12-19-2013		Drawing Number: 3FA101		Department of Veterans Affairs	
				Checked: KLP		Drawn: JDM			