

A

B

C

D

E

F

A

B

C

D

E

F

1

2

3

4

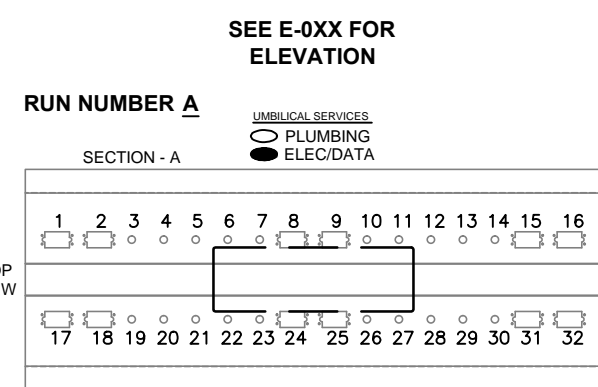
5

6

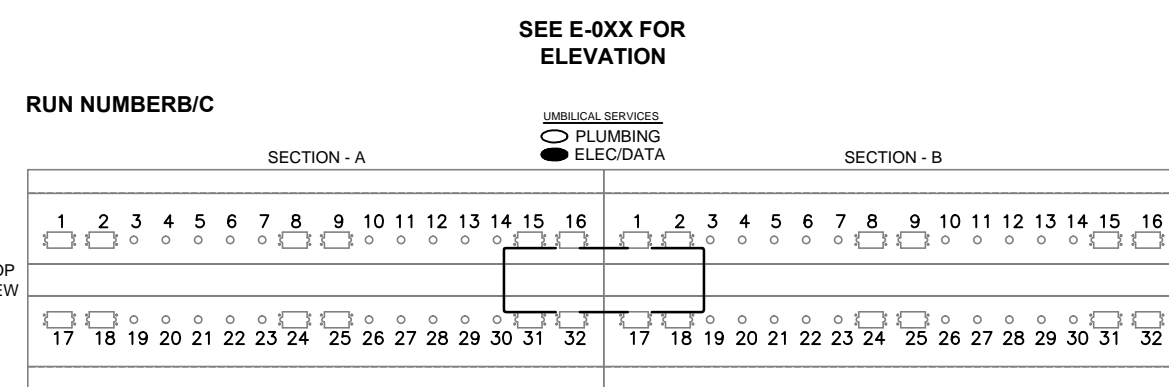
7

8

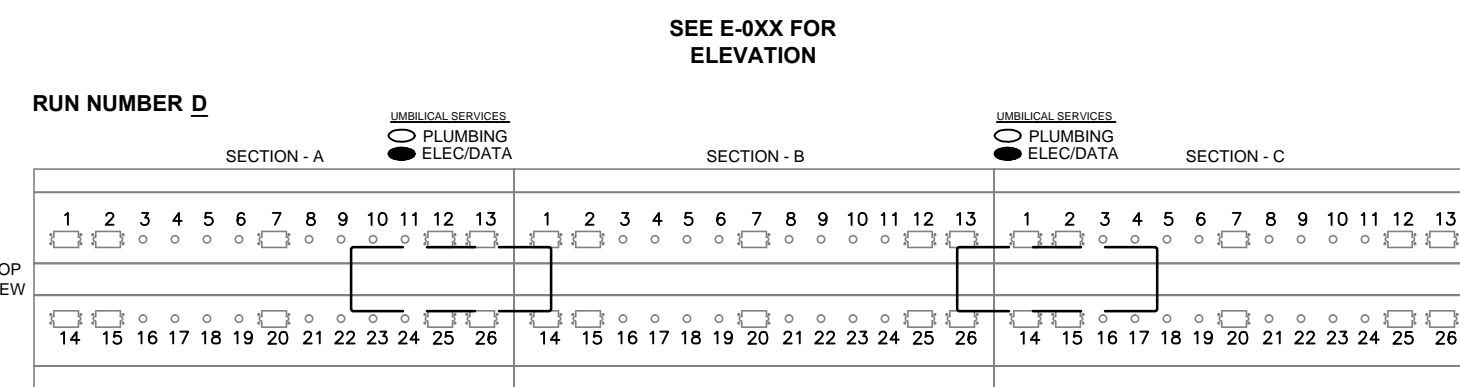
9



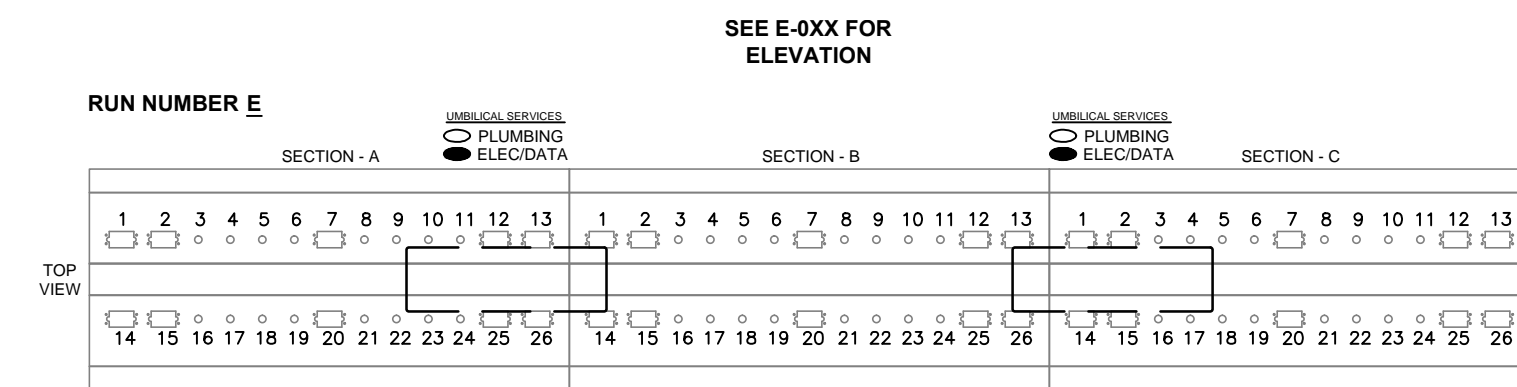
6' SECTION	
NO.	DESCRIPTION
1	DOWN LIGHTING
2	DOWN LIGHTING
3	DOWN LIGHTING
4	DOWN LIGHTING
5	DOWN LIGHTING
6	DOWN LIGHTING
7	DOWN LIGHTING
8	DOWN LIGHTING
9	DOWN LIGHTING
10	DOWN LIGHTING
11	DOWN LIGHTING
12	DOWN LIGHTING
13	DOWN LIGHTING
14	DOWN LIGHTING
15	DOWN LIGHTING
16	DOWN LIGHTING
17	DOWN LIGHTING
18	DOWN LIGHTING
19	DOWN LIGHTING
20	DOWN LIGHTING
21	DOWN LIGHTING
22	DOWN LIGHTING
23	DOWN LIGHTING
24	DOWN LIGHTING
25	DOWN LIGHTING
26	DOWN LIGHTING
27	DOWN LIGHTING
28	DOWN LIGHTING
29	DOWN LIGHTING
30	DOWN LIGHTING
31	DOWN LIGHTING
32	DOWN LIGHTING
CENTER SELECTION SELECT ONE OF THE FOLLOWING	
<input type="radio"/> BLANK CENTER	
<input type="radio"/> DOWN LIGHTING	
<input type="radio"/> SNORKEL	
<input type="radio"/> LEFT ADJUSTED	<input type="radio"/> CENTERED
<input type="radio"/> RIGHT ADJUSTED	



6' SECTION	
NO.	DESCRIPTION
1	DOWN LIGHTING
2	DOWN LIGHTING
3	DOWN LIGHTING
4	DOWN LIGHTING
5	DOWN LIGHTING
6	DOWN LIGHTING
7	DOWN LIGHTING
8	DOWN LIGHTING
9	DOWN LIGHTING
10	DOWN LIGHTING
11	DOWN LIGHTING
12	DOWN LIGHTING
13	DOWN LIGHTING
14	DOWN LIGHTING
15	DOWN LIGHTING
16	DOWN LIGHTING
17	DOWN LIGHTING
18	DOWN LIGHTING
19	DOWN LIGHTING
20	DOWN LIGHTING
21	DOWN LIGHTING
22	DOWN LIGHTING
23	DOWN LIGHTING
24	DOWN LIGHTING
25	DOWN LIGHTING
26	DOWN LIGHTING
27	DOWN LIGHTING
28	DOWN LIGHTING
29	DOWN LIGHTING
30	DOWN LIGHTING
31	DOWN LIGHTING
32	DOWN LIGHTING
CENTER SELECTION SELECT ONE OF THE FOLLOWING	
<input type="radio"/> BLANK CENTER	
<input type="radio"/> DOWN LIGHTING	
<input type="radio"/> SNORKEL	
<input type="radio"/> LEFT ADJUSTED	<input type="radio"/> CENTERED
<input type="radio"/> RIGHT ADJUSTED	



6' SECTION	
NO.	DESCRIPTION
1	DOWN LIGHTING
2	DOWN LIGHTING
3	DOWN LIGHTING
4	DOWN LIGHTING
5	DOWN LIGHTING
6	DOWN LIGHTING
7	DOWN LIGHTING
8	DOWN LIGHTING
9	DOWN LIGHTING
10	DOWN LIGHTING
11	DOWN LIGHTING
12	DOWN LIGHTING
13	DOWN LIGHTING
14	DOWN LIGHTING
15	DOWN LIGHTING
16	DOWN LIGHTING
17	DOWN LIGHTING
18	DOWN LIGHTING
19	DOWN LIGHTING
20	DOWN LIGHTING
21	DOWN LIGHTING
22	DOWN LIGHTING
23	DOWN LIGHTING
24	DOWN LIGHTING
25	DOWN LIGHTING
26	DOWN LIGHTING
CENTER SELECTION SELECT ONE OF THE FOLLOWING	
<input type="radio"/> BLANK CENTER	
<input type="radio"/> DOWN LIGHTING	
<input type="radio"/> SNORKEL	
<input type="radio"/> LEFT ADJUSTED	<input type="radio"/> CENTERED
<input type="radio"/> RIGHT ADJUSTED	



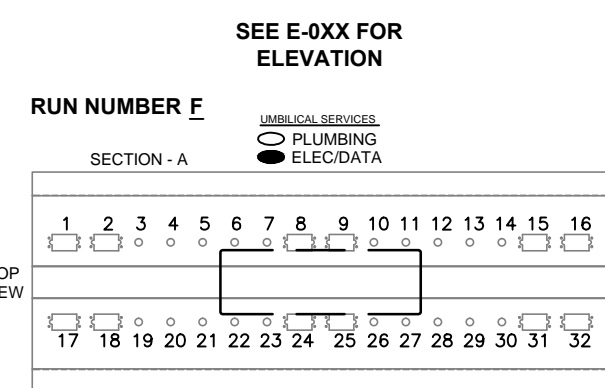
6' SECTION	
NO.	DESCRIPTION
1	DOWN LIGHTING
2	DOWN LIGHTING
3	DOWN LIGHTING
4	DOWN LIGHTING
5	DOWN LIGHTING
6	DOWN LIGHTING
7	DOWN LIGHTING
8	DOWN LIGHTING
9	DOWN LIGHTING
10	DOWN LIGHTING
11	DOWN LIGHTING
12	DOWN LIGHTING
13	DOWN LIGHTING
14	DOWN LIGHTING
15	DOWN LIGHTING
16	DOWN LIGHTING
17	DOWN LIGHTING
18	DOWN LIGHTING
19	DOWN LIGHTING
20	DOWN LIGHTING
21	DOWN LIGHTING
22	DOWN LIGHTING
23	DOWN LIGHTING
24	DOWN LIGHTING
25	DOWN LIGHTING
26	DOWN LIGHTING
CENTER SELECTION SELECT ONE OF THE FOLLOWING	
<input type="radio"/> BLANK CENTER	
<input type="radio"/> DOWN LIGHTING	
<input type="radio"/> SNORKEL	
<input type="radio"/> LEFT ADJUSTED	<input type="radio"/> CENTERED
<input type="radio"/> RIGHT ADJUSTED	

1 DETAIL - OVERHEAD UTILITY CANOPY A  
NTS

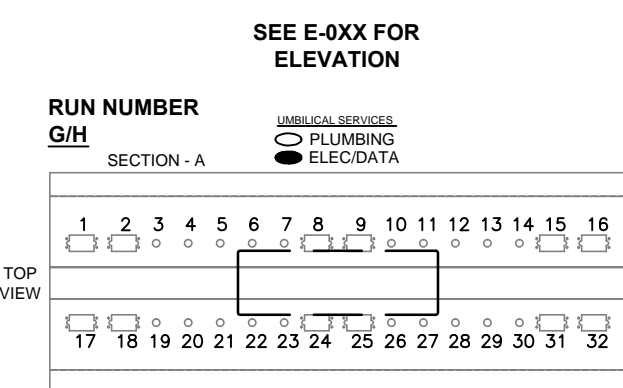
2 DETAIL - OVERHEAD UTILITY CANOPY B/C  
NTS

3 DETAIL - OVERHEAD UTILITY CANOPY D  
NTS

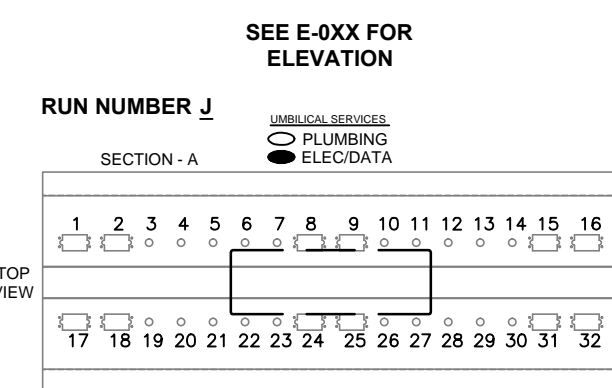
4 DETAIL - OVERHEAD UTILITY CANOPY E  
NTS



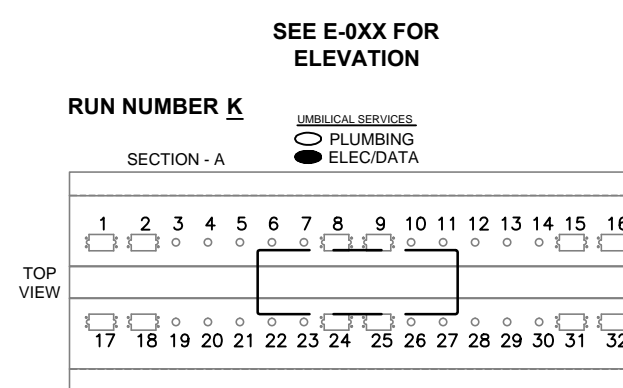
6' SECTION	
NO.	DESCRIPTION
1	DOWN LIGHTING
2	DOWN LIGHTING
3	DOWN LIGHTING
4	DOWN LIGHTING
5	DOWN LIGHTING
6	DOWN LIGHTING
7	DOWN LIGHTING
8	DOWN LIGHTING
9	DOWN LIGHTING
10	DOWN LIGHTING
11	DOWN LIGHTING
12	DOWN LIGHTING
13	DOWN LIGHTING
14	DOWN LIGHTING
15	DOWN LIGHTING
16	DOWN LIGHTING
17	DOWN LIGHTING
18	DOWN LIGHTING
19	DOWN LIGHTING
20	DOWN LIGHTING
21	DOWN LIGHTING
22	DOWN LIGHTING
23	DOWN LIGHTING
24	DOWN LIGHTING
25	DOWN LIGHTING
26	DOWN LIGHTING
27	DOWN LIGHTING
28	DOWN LIGHTING
29	DOWN LIGHTING
30	DOWN LIGHTING
31	DOWN LIGHTING
32	DOWN LIGHTING
CENTER SELECTION SELECT ONE OF THE FOLLOWING	
<input type="radio"/> BLANK CENTER	
<input type="radio"/> DOWN LIGHTING	
<input type="radio"/> SNORKEL	
<input type="radio"/> LEFT ADJUSTED	<input type="radio"/> CENTERED
<input type="radio"/> RIGHT ADJUSTED	



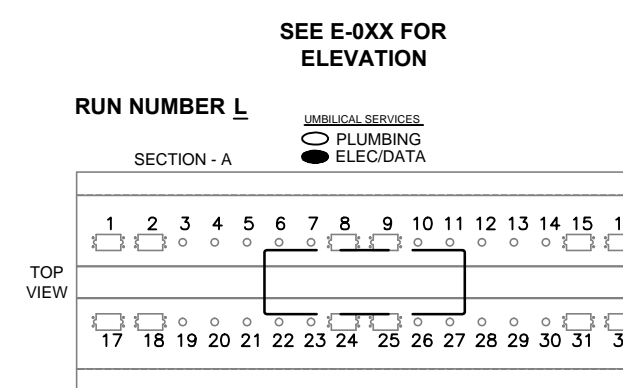
6' SECTION	
NO.	DESCRIPTION
1	DOWN LIGHTING
2	DOWN LIGHTING
3	DOWN LIGHTING
4	DOWN LIGHTING
5	DOWN LIGHTING
6	DOWN LIGHTING
7	DOWN LIGHTING
8	DOWN LIGHTING
9	DOWN LIGHTING
10	DOWN LIGHTING
11	DOWN LIGHTING
12	DOWN LIGHTING
13	DOWN LIGHTING
14	DOWN LIGHTING
15	DOWN LIGHTING
16	DOWN LIGHTING
17	DOWN LIGHTING
18	DOWN LIGHTING
19	DOWN LIGHTING
20	DOWN LIGHTING
21	DOWN LIGHTING
22	DOWN LIGHTING
23	DOWN LIGHTING
24	DOWN LIGHTING
25	DOWN LIGHTING
26	DOWN LIGHTING
27	DOWN LIGHTING
28	DOWN LIGHTING
29	DOWN LIGHTING
30	DOWN LIGHTING
31	DOWN LIGHTING
32	DOWN LIGHTING
CENTER SELECTION SELECT ONE OF THE FOLLOWING	
<input type="radio"/> BLANK CENTER	
<input type="radio"/> DOWN LIGHTING	
<input type="radio"/> SNORKEL	
<input type="radio"/> LEFT ADJUSTED	<input type="radio"/> CENTERED
<input type="radio"/> RIGHT ADJUSTED	



6' SECTION	
NO.	DESCRIPTION
1	DOWN LIGHTING
2	DOWN LIGHTING
3	DOWN LIGHTING
4	DOWN LIGHTING
5	DOWN LIGHTING
6	DOWN LIGHTING
7	DOWN LIGHTING
8	DOWN LIGHTING
9	DOWN LIGHTING
10	DOWN LIGHTING
11	DOWN LIGHTING
12	DOWN LIGHTING
13	DOWN LIGHTING
14	DOWN LIGHTING
15	DOWN LIGHTING
16	DOWN LIGHTING
17	DOWN LIGHTING
18	DOWN LIGHTING
19	DOWN LIGHTING
20	DOWN LIGHTING
21	DOWN LIGHTING
22	DOWN LIGHTING
23	DOWN LIGHTING
24	DOWN LIGHTING
25	DOWN LIGHTING
26	DOWN LIGHTING
CENTER SELECTION SELECT ONE OF THE FOLLOWING	
<input type="radio"/> BLANK CENTER	
<input type="radio"/> DOWN LIGHTING	
<input type="radio"/> SNORKEL	
<input type="radio"/> LEFT ADJUSTED	<input type="radio"/> CENTERED
<input type="radio"/> RIGHT ADJUSTED	



6' SECTION	
NO.	DESCRIPTION
1	DOWN LIGHTING
2	DOWN LIGHTING
3	DOWN LIGHTING
4	DOWN LIGHTING
5	DOWN LIGHTING
6	DOWN LIGHTING
7	DOWN LIGHTING
8	DOWN LIGHTING
9	DOWN LIGHTING
10	DOWN LIGHTING
11	DOWN LIGHTING
12	DOWN LIGHTING
13	DOWN LIGHTING
14	DOWN LIGHTING
15	DOWN LIGHTING
16	DOWN LIGHTING
17	DOWN LIGHTING
18	DOWN LIGHTING
19	DOWN LIGHTING
20	DOWN LIGHTING
21	DOWN LIGHTING
22	DOWN LIGHTING
23	DOWN LIGHTING
24	DOWN LIGHTING
25	DOWN LIGHTING
26	DOWN LIGHTING
CENTER SELECTION SELECT ONE OF THE FOLLOWING	
<input type="radio"/> BLANK CENTER	
<input type="radio"/> DOWN LIGHTING	
<input type="radio"/> SNORKEL	
<input type="radio"/> LEFT ADJUSTED	<input type="radio"/> CENTERED
<input type="radio"/> RIGHT ADJUSTED	



6' SECTION	
NO.	DESCRIPTION
1	DOWN LIGHTING
2	DOWN LIGHTING
3	DOWN LIGHTING
4	DOWN LIGHTING
5	DOWN LIGHTING
6	DOWN LIGHTING
7	DOWN LIGHTING
8	DOWN LIGHTING
9	DOWN LIGHTING
10	DOWN LIGHTING
11	DOWN LIGHTING
12	DOWN LIGHTING
13	DOWN LIGHTING
14	DOWN LIGHTING
15	DOWN LIGHTING
16	DOWN LIGHTING
17	DOWN LIGHTING
18	DOWN LIGHTING
19	DOWN LIGHTING
20	DOWN LIGHTING
21	DOWN LIGHTING
22	DOWN LIGHTING
23	DOWN LIGHTING
24	DOWN LIGHTING
25	DOWN LIGHTING
26	DOWN LIGHTING
CENTER SELECTION SELECT ONE OF THE FOLLOWING	
<input type="radio"/> BLANK CENTER	
<input type="radio"/> DOWN LIGHTING	
<input type="radio"/> SNORKEL	
<input type="radio"/> LEFT ADJUSTED	<input type="radio"/> CENTERED
<input type="radio"/> RIGHT ADJUSTED	

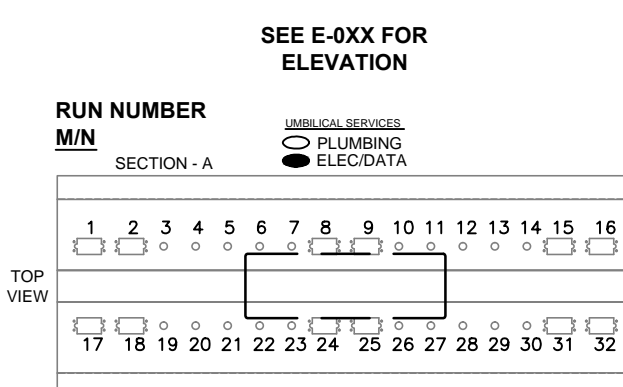
5 DETAIL - OVERHEAD UTILITY CANOPY F  
NTS

6 DETAIL - OVERHEAD UTILITY CANOPY G/H  
NTS

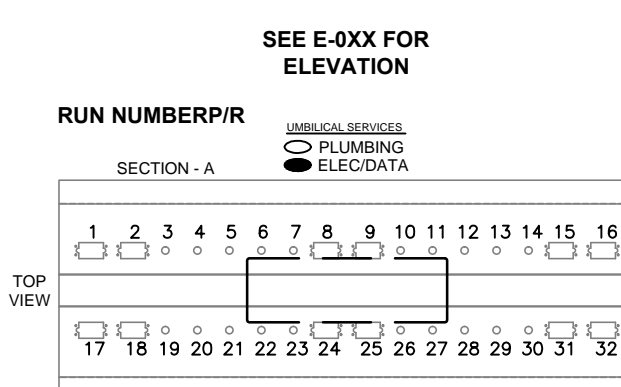
7 DETAIL - OVERHEAD UTILITY CANOPY J  
NTS

8 DETAIL - OVERHEAD UTILITY CANOPY K  
NTS

9 DETAIL - OVERHEAD UTILITY CANOPY L  
NTS



6' SECTION	
NO.	DESCRIPTION
1	DOWN LIGHTING
2	DOWN LIGHTING
3	DOWN LIGHTING
4	DOWN LIGHTING
5	DOWN LIGHTING
6	DOWN LIGHTING
7	DOWN LIGHTING
8	DOWN LIGHTING
9	DOWN LIGHTING
10	DOWN LIGHTING
11	DOWN LIGHTING
12	DOWN LIGHTING
13	DOWN LIGHTING
14	DOWN LIGHTING
15	DOWN LIGHTING
16	DOWN LIGHTING
17	DOWN LIGHTING
18	DOWN LIGHTING
19	DOWN LIGHTING
20	DOWN LIGHTING
21	DOWN LIGHTING
22	DOWN LIGHTING
23	DOWN LIGHTING
24	DOWN LIGHTING
25	DOWN LIGHTING
26	DOWN LIGHTING
CENTER SELECTION SELECT ONE OF THE FOLLOWING	
<input type="radio"/> BLANK CENTER	
<input type="radio"/> DOWN LIGHTING	
<input type="radio"/> SNORKEL	
<input type="radio"/> LEFT ADJUSTED	<input type="radio"/> CENTERED
<input type="radio"/> RIGHT ADJUSTED	



6' SECTION	
NO.	DESCRIPTION
1	DOWN LIGHTING
2	DOWN LIGHTING
3	DOWN LIGHTING
4	DOWN LIGHTING
5	DOWN LIGHTING
6	DOWN LIGHTING
7	DOWN LIGHTING
8	DOWN LIGHTING
9	DOWN LIGHTING
10	DOWN LIGHTING
11	DOWN LIGHTING
12	DOWN LIGHTING
13	DOWN LIGHTING
14	DOWN LIGHTING
15	DOWN LIGHTING
16	DOWN LIGHTING
17	DOWN LIGHTING
18	DOWN LIGHTING
19	DOWN LIGHTING
20	DOWN LIGHTING
21	DOWN LIGHTING
22	DOWN LIGHTING
23	DOWN LIGHTING
24	DOWN LIGHTING
25	DOWN LIGHTING
26	DOWN LIGHTING
CENTER SELECTION SELECT ONE OF THE FOLLOWING	
<input type="radio"/> BLANK CENTER	
<input type="radio"/> DOWN LIGHTING	
<input type="radio"/> SNORKEL	
<input type="radio"/> LEFT ADJUSTED	<input type="radio"/> CENTERED
<input type="radio"/> RIGHT ADJUSTED	

10 DETAIL - OVERHEAD UTILITY CANOPY M/N  
NTS

11 DETAIL - OVERHEAD UTILITY CANOPY P/R  
NTS

1	2013/01/18	30% DESIGN SUBMISSION
2	2013/01/18	30% DESIGN SUBMISSION
3	2013/01/18	30% DESIGN SUBMISSION
4	2013/01/18	30% DESIGN SUBMISSION
5	2013/01/18	30% DESIGN SUBMISSION
6	2013/01/18	30% DESIGN SUBMISSION
7	2013/01/18	30% DESIGN SUBMISSION
8	2013/01/18	30% DESIGN SUBMISSION
9	2013/01/18	30% DESIGN SUBMISSION
10	2013/01/18	30% DESIGN SUBMISSION
11	2013/01/18	30% DESIGN SUBMISSION
12	2013/01/18	30% DESIGN SUBMISSION
13	2013/01/18	30% DESIGN SUBMISSION
14	2013/01/18	30% DESIGN SUBMISSION
15	2013/01/18	30% DESIGN SUBMISSION
16	2013/01/18	30% DESIGN SUBMISSION
17	2013/01/18	30% DESIGN SUBMISSION
18	2013/01/18	30% DESIGN SUBMISSION
19	2013/01/18	30% DESIGN SUBMISSION
20	2013/01/18	30% DESIGN SUBMISSION
21	2013/01/18	30% DESIGN SUBMISSION
22	2013/01/18	30% DESIGN SUBMISSION
23	2013/01/18	30% DESIGN SUBMISSION
24	2013/01/18	30% DESIGN SUBMISSION
25	2013/01/18	30% DESIGN SUBMISSION
26	2013/01/18	30% DESIGN SUBMISSION
27	2013/01/18	30% DESIGN SUBMISSION
28	2013/01/18	30% DESIGN SUBMISSION
29	2013/01/18	30% DESIGN SUBMISSION
30	2013/01/18	30% DESIGN SUBMISSION
31	2013/01/18	30% DESIGN SUBMISSION
32	2013/01/18	30% DESIGN SUBMISSION

CONSULTANTS:

**Engineering and Land Surveying, P.C.**

1533 Crescent Road - Clifton Park, NY 12065

ARCHITECT/ENGINEERS:

**HA2F**

CONSULTANTS IN ENGINEERING  
1 VAN PATTEN DR, CLIFTON PARK, NY, 12065  
(518) 877-8566

HA2F PROJECT No.: 201210.01

Drawing Title

**ELECTRICAL NEW WORK 3B  
DETAILS**

Approved: Project Director

Date

04/03/2014

Project Title

**STRATTON VAMC 3RD FLOOR  
B WING AND CORE  
CONSOLIDATE LABS RENOVATION**

Location

STRATTON VA MEDICAL CENTER NY

Date

04/03/2014

Checked

SMP

Drawn

SMP

Project Number

528A8-10-801

Building Number

BLDG. 1

Drawing Number

**ES-502**

Dwg. 48 of 54

Office of Construction and Facilities Management

Department of Veterans Affairs

1

2