





1. REFER TO DRAWING SHEET E0.1 FOR DEMOLITION NOTES AND SYMBOL LIST.

- ① REMOVE ALL WIRES FROM EXISTING DISCONNECT SWITCH TO EXISTING PANEL "BLC".
EXISTING UNDERGROUND CONDUIT/STUB-OUT TO REMAIN AND TO BE PROTECTED DURING
CONCRETE SLAB DEMOLITION. REFER TO SHEET E1.1 FOR EXISTING PANEL "BLC" LOCATION.
- ② REMOVE EXISTING GAGE/RACK WASHER DISCONNECT SWITCH AND ACCESSORIES.
- ③ EXISTING CONTROL PANEL IS INTEGRATED WITH GAGE/RACK WASHER. THE DEMOLITION OF
THE CONTROL PANEL SHALL BE PART OF THE EQUIPMENT.
- ④ REMOVE ALL EXISTING CONDUITS AND WIRES CONNECTING THE LIGHT FIXTURES AFFECTED
BY CEILING DEMOLITION. NOTE ALL THE EXISTING LIGHTING CONNECTIONS THAT SHALL BE
RESTORED ON THE REMODEL WORK.

	DEMOLITION KEY NOTE CALL-OUT.
 R	EQUIPMENT WITH "R" ADJACENT IS EXISTING TO BE COMPLETELY DISCONNECTED AND REMOVED.
 E	LIGHT FIXTURE WITH "E" ADJACENT IS EXISTING TO REMAIN INCLUDING POWER CONNECTION AND SHALL BE PROTECTED DURING CONSTRUCTION.
 R	LIGHT FIXTURE WITH "RR" ADJACENT IS EXISTING TO BE DISCONNECTED, REMOVED AND RELOCATED TO NEW OR REINSTATE AT THE SAME LOCATION, AND TO BE RECONNECTED AS REQUIRED. CONTRACTOR TO CLEAN AND RE-LAMP LIGHT FIXTURE PRIOR TO REINSTALLATION.



Schwab
Engineering & Management
A Certified SB/DVBE Firm

1000 E. Walnut Street, Suite 227, Pasadena, CA 91106
t: 888.900.3823 f: 626.463.2739 www.schwabeng.com
Project No.: 0213.228.0



Approved: Project Engineer/Architect

Chief, Project Section

Location
5901 EAST SEVENTH ST. LONG BEACH, CA 90822

FEBRUARY 21, 2011

Checked

rawn

Building Number
138

Drawing Number

ED2.5

Office of
Facilities
Management



VA FORM 08-6231, OCT 1978

FINAL CONSTRUCTION DOCUMENT