



Central California VA Health Care System
Mental Health 1 Building
Fresno, CA

ARTWORK PROCUREMENT STATEMENT OF WORK

DOCUMENTS ARE FOR QUOTING PURPOSES ONLY
NOT FOR ORDER OR INSTALLATION

Written/Documentation date:

April 8, 2014

Prepared By:

Aviar Commercial Space Planning and Design, Inc.

180 E. Broadway Blvd.

Tucson, AZ 85701

P (520) 624-3342

F (520) 624-3047

www.aviardesign.com



TABLE OF CONTENTS

GENERAL PROJECT INFORMATION 3

 A. PROJECT OVERVIEW 3

 B. SUBMISSIONS..... 3

STATEMENT OF WORK FOR ARTWORK..... 4

 A. STATEMENT OF SERVICES..... 4

PART 1 GENERAL 5

 1.1 GENERAL INFORMATION 5

 1.2 SUBMITTALS..... 5

 1.2.1 PRODUCT AND VENDOR DATA 5

 1.3. PRICING..... 6

 1.4 DELIVERY, STORAGE, AND HANDLING..... 6

PART 2 PRODUCTS 7

 2.1 ARTWORK STANDARDS 7

 2.2 ARTWORK TYPES 7

 2.3 FABRICATION 7

PART 3 EXECUTION 9

 3.1 SCHEDULING DELIVERY 9

 3.2 INSTALLATION..... 9

 3.3 CLEANING 9



GENERAL PROJECT INFORMATION

A. PROJECT OVERVIEW

Project Title: Central California VA Healthcare System Mental Health 1 Building

Location: 2615 E. Clinton Ave, Fresno CA 93703

B. SUBMISSIONS

a. Questions

Forward all questions via email to

b. Submittals

1. See cover letter/email regarding submittal due date.

a) Submit to

b) Number of copies required: Two (2) hardcopy sets and electronic files in PDF format.

c) Number of finish sets required: Two (2) hardcopy sets and electronic files in PDF format.



STATEMENT OF WORK FOR ARTWORK

A. STATEMENT OF SERVICES

This project involves providing artwork for the Mental Health 1 Building at the Central California VA Healthcare System. This scope of work specifies artwork for offices and common areas.

IT IS THE RESPONSIBILITY OF THE CONTRACTOR TO ABIDE BY ALL LOCAL ORDINANCES GOVERNING THE PROJECT LOCATION.

1. **Installation timeframe** will be scheduled between the hours of **8am – 5pm**. Coordinate installation date/s with the Fresno VA Project Manager. This is a two story building. There is no loading dock. There is one passenger elevator.
2. **Manufacturing requirements:** The manufacturer shall be expected to provide commercial grade furniture to meet the design intent shown in the attached specification sheets. Manufacturer shall meet the construction, and warranty requirements as outlined in these specifications. Lead time should be within the industry standard of 6 – 8 weeks from receipt of order.
3. **Design Efforts required:** Aviar Design has completed programming and interior design selection for Mental Health 1 Building at the Central California VA Healthcare System. The specification sheets indicate the level of quality, function and style approved by the Organization. The vendors shall submit furnishings that provide these same features as available under the manufacturer's standard product line.



PART 1 GENERAL

1.1 GENERAL INFORMATION

- A. This specification establishes the minimum requirements for the acquisition and installation of a complete and artwork package.
 - 1. Artwork requirements and configurations shall be in accordance with the artwork layout and artwork types shown in attached drawings and specified herein.
 - 2. Products shall be a standard product as shown in the most recent published price lists or amendments, unless specifically addressed in this specification as custom items.
 - 3. All components and hardware of the artwork system will be from one manufacturer.
- B. Value engineering alternatives that differ from the drawings and specifications will be considered **AFTER** the award of the project. All items for consideration of the award package will need to meet these specifications and drawings to provide the organization with comparable packages from each vendor to review.
- C. Vendor Bid Documents provided include:
 - 1. Attachment A - Technical Specifications in PDF Format
 - a. Specification Sheets
 - i. Note: **Product quantities** have been provided for convenience only. It is the responsibility of the vendor to review all drawings and confirm correct quantities prior to order.
 - b. Artwork Layout Plans

1.2 SUBMITTALS

1.2.1 PRODUCT AND VENDOR DATA

- A. **Include with Submittal documents**(in paper and PDF format as indicated in Submissions Section above) :
 - 1. Provide one (2) copies of detailed worksheet indicating parts and finishes. Include part number, and quantities, price each, extended price for each line.
 - 2. Manufacturer's product and construction specifications which provides adequate information to verify that the proposed product meets the specification.
 - 3. All applicable warranties.
 - 4. Product Manufacturer
 - a. Estimated delivery times
 - b. Delivery method (Trucks direct to site, trucks to warehouse, unpackaged, then delivered to site, etc.)
 - 5. **DO NOT SUBMIT:**
 - c. Technical specification books
 - d. Company brochures
- B. **After the Award:**
 - Provide within one (1) week of award:**
 - 1. Completed final order including:



-
- a. Total and complete listing of part/model numbers for all artwork components to be installed including:
 - i. Names and codes of artwork referenced on submitted drawings
 - ii. Include line number, part number, and quantities, price each, extended price and discount % for each line item.
 - b. Finalized drawing for sign off
 - c. Installation instructions and schedule of order

C. At Project Completion:

Submitted within one (1) week of installation

1. Punch list update on scheduled completion for outstanding items.

1.4 DELIVERY, STORAGE, AND HANDLING

All products shall be delivered to the jobsite. Storage of product prior to installation is vendor's responsibility. Product is manufacturer's responsibility until the Fresno VA Project Manager accepts complete installation.



PART 2 PRODUCTS

2.1 ARTWORK STANDARDS

A. Photo Print:

1. Paper: Pure white museum quality photo paper.
2. Sheen: Matte photo paper.

B. Framing:

1. Frame Material: Metal
2. Frame Design: Flat Contemporary
3. Border: Double Mat with Reversed Bevel Cut
4. Mat Width: 2" or 2 ½" as indicated in the product specification sheets
5. Backing: Standard Foamcore
6. Glazing: Heavy-Duty clear acrylic
7. Finishes: As indicated in the product specification sheets

C. Hardware:

1. Install hardware shall be security/tamper proof.

2.2 ARTWORK TYPES

A. General:

1. The interior artwork is comprised of artwork types that are identified by a letter which identify a particular group of image sizes.

B. Office Artwork:

1. Type A
2. Eight image selections as indicated in the product specification sheets
3. 20"W x 16"H size
4. Landscape Orientation

C. Breakroom Artwork:

1. Type B
2. Four image selections as indicated in the product specification sheets
3. 16"W x 20"H size
4. Portrait Orientation

D. Common Area Artwork:

1. Type C
2. Twenty image selections as indicated in the product specification sheets
3. 24"W x 30"H size
4. Portrait Orientation

2.3 FABRICATION

- A. Design components to allow for expansion and contraction without causing buckling, excessive opening of joints or over stressing of adhesives, welds and fasteners.



-
- B. Frames shall have fine, even texture and be flat and sound. Lines and miters sharp, arises unbroken, profiles accurate and ornament true to pattern.
 - C. Conceal fastenings where possible. Exposed ends and edges mill smooth, with corners slightly rounded. Form joints exposed to weather to exclude water.
 - D. All painted surfaces properly primed. Finish coating of paint to have complete coverage with no light or thin applications allowing substrate or primer to show. Finished surface smooth, free of scratches, gouges, drips, bubbles, thickness variations, foreign matter and other imperfections.
 - E. Pre-assemble items in shop to greatest extent possible to minimize field splicing and assembly. Disassemble units only as necessary for shipping and handling limitations. Clearly mark units for re-assembly and coordinated installation.
 - F. No artwork to be printed or framed until final finish and image selection has been approved by the Agency.



PART 3 EXECUTION

3.1 SCHEDULING DELIVERY

- Protect doors, doorway, corridor walls and elevator cab during use for delivery and installation.
- Contractor is responsible for repair of these areas for any damage caused by the Contractor.

3.2 INSTALLATION

- The artwork shall be installed by in accordance with manufacturer's recommended installation instructions.
- Artwork components shall be installed level, plumb, and square.
- A punch list walk through shall be performed with the contractor's representative. Items on the punch list shall be noted and a response for completion time (expected date of completion) of each item shall be provided from the contractor.






3.3 CLEANING

- All packaging material and debris shall be removed from the site and properly disposed of by the contractor.
- Upon completion of installation prior to the punch list walk through, all products shall be cleaned and dusted and the area shall be left in a clean neat condition and ready for occupancy.
- Any defects in material from installation shall be repaired and damaged products that cannot be satisfactorily repaired shall be replaced.








Item Code: A-1			Page:	1
Description:			Qty	
<ul style="list-style-type: none">• 20x16 Print Landscape Orientation• Flat Metal Frame - 3"W - 3/4" D• Mat Border Width - 2"W• Double Mat with Reversed Bevel Cut• Foamcore Backing• Heavy-Duty Clear Acrylic Glazing• Security Hardware• Approximate Outside Dimensions: 29 1/8" W - 25 1/8" H			5	
Image Title			Erawan Waterfall	
Artist Credit			Anek	
				
Frame Finish		Primary Mat Color	Secondary Mat Color	A
				
Brushed Aluminum		Cream	Tan	








Item Code: A-2			Page:	2
Description:		Artwork Image & Frame		Qty
<ul style="list-style-type: none">• 20x16 Print Landscape Orientation• Flat Metal Frame - 3"W - 3/4" D• Mat Border Width - 2"W• Double Mat with Reversed Bevel Cut• Foamcore Backing• Heavy-Duty Clear Acrylic Glazing• Security Hardware• Approximate Outside Dimensions: 29 1/8" W - 25 1/8" H			5	
Image Title		Erawan Waterfall, Kanchanaburi, Thailand		
Artist Credit		Ikunl		
				
Frame Finish		Primary Mat Color	Secondary Mat Color	
				
Brushed Aluminum		Cream	Tan	
			A	








Item Code: A-3			Page:	3
Description:		Artwork Image & Frame		Qty
<ul style="list-style-type: none">• 20x16 Print Landscape Orientation• Flat Metal Frame - 3"W - 3/4" D• Mat Border Width - 2"W• Double Mat with Reversed Bevel Cut• Foamcore Backing• Heavy-Duty Clear Acrylic Glazing• Security Hardware• Approximate Outside Dimensions: 29 1/8" W - 25 1/8" H			4	
Image Title		Nabegataki Waterfall		
Artist Credit		Noriyuki Araki		
				
Frame Finish		Primary Mat Color	Secondary Mat Color	
				
Brushed Aluminum		Cream	Tan	
				A








Item Code: A-4			Page:	4
Description:		Artwork Image & Frame		Qty
<ul style="list-style-type: none">• 20x16 Print Landscape Orientation• Flat Metal Frame - 3"W - 3/4" D• Mat Border Width - 2"W• Double Mat with Reversed Bevel Cut• Foamcore Backing• Heavy-Duty Clear Acrylic Glazing• Security Hardware• Approximate Outside Dimensions: 29 1/8" W - 25 1/8" H			5	
Image Title		Nabegataki Waterfall		
Artist Credit		Tomosang		
				
Frame Finish		Primary Mat Color	Secondary Mat Color	
				
Brushed Aluminum		Cream	Tan	
				A








Item Code: A-5			Page:	5
Description:		Artwork Image & Frame		Qty
<ul style="list-style-type: none">• 20x16 Print Landscape Orientation• Flat Metal Frame - 3"W - 3/4" D• Mat Border Width - 2"W• Double Mat with Reversed Bevel Cut• Foamcore Backing• Heavy-Duty Clear Acrylic Glazing• Security Hardware• Approximate Outside Dimensions: 29 1/8" W - 25 1/8" H			4	
Image Title		Palouse Falls		
Artist Credit		Darren White Photography		
				
Frame Finish		Primary Mat Color	Secondary Mat Color	
				
Brushed Aluminum		Cream	Tan	
		A		



Item Code: A-6			Page:	6
Description:		Artwork Image & Frame		Qty
<ul style="list-style-type: none">• 20x16 Print Landscape Orientation• Flat Metal Frame - 3"W - 3/4" D• Mat Border Width - 2"W• Double Mat with Reversed Bevel Cut• Foamcore Backing• Heavy-Duty Clear Acrylic Glazing• Security Hardware• Approximate Outside Dimensions: 29 1/8" W - 25 1/8" H			5	
Image Title		Rough Tyrolean Cascades in a Canyon, Austrian Alps		
Artist Credit		Ingmar Wesemann		
				
Frame Finish		Primary Mat Color	Secondary Mat Color	
				
Brushed Aluminum		Cream	Tan	
				A








Item Code: A-7			Page: 7
Description: Artwork Image & Frame		Qty	
<ul style="list-style-type: none">• 20x16 Print Landscape Orientation• Flat Metal Frame - 3"W - 3/4" D• Mat Border Width - 2"W• Double Mat with Reversed Bevel Cut• Foamcore Backing• Heavy-Duty Clear Acrylic Glazing• Security Hardware• Approximate Outside Dimensions: 29 1/8" W - 25 1/8" H		4	
Image Title Leaf At Rest			
Artist Credit Larry Emerson			
			
Frame Finish		Primary Mat Color	Secondary Mat Color
			
Brushed Aluminum		Cream	Tan
			A








Item Code: A-8			Page:	8	
Description:		Artwork Image & Frame		Qty	
<ul style="list-style-type: none">• 20x16 Print Landscape Orientation• Flat Metal Frame - 3"W - 3/4" D• Mat Border Width - 2"W• Double Mat with Reversed Bevel Cut• Foamcore Backing• Heavy-Duty Clear Acrylic Glazing• Security Hardware• Approximate Outside Dimensions: 29 1/8" W - 25 1/8" H			4		
Image Title		Leaf Red Edge			
Artist Credit		Larry Emerson			
					
Frame Finish		Primary Mat Color	Secondary Mat Color		
					
Brushed Aluminum		Cream	Tan		
				A	



Item Code: B-1			Page:	9
Description:		Artwork Image & Frame		Qty
<ul style="list-style-type: none">• 16x20 Print Portrait Orientation• Flat Metal Frame - 3"W - 3/4" D• Mat Border Width - 2"W• Double Mat with Reversed Bevel Cut• Foamcore Backing• Heavy-Duty Clear Acrylic Glazing• Security Hardware• Approximate Outside Dimensions: 25 1/8" W - 29 1/8" H			2	
Image Title		Coffee Café I		
Artist Credit		Jennifer Sosik		
				
Frame Finish		Primary Mat Color	Secondary Mat Color	
				
Brushed Aluminum		Cream	Tan	
B				








Item Code: B-2			Page:	10
Description:			Qty	
Artwork Image & Frame				
<ul style="list-style-type: none">• 16x20 Print Portrait Orientation• Flat Metal Frame - 3"W - 3/4" D• Mat Border Width - 2"W• Double Mat with Reversed Bevel Cut• Foamcore Backing• Heavy-Duty Clear Acrylic Glazing• Security Hardware• Approximate Outside Dimensions: 25 1/8" W - 29 1/8" H			2	
Image Title			Coffee Café II	
Artist Credit			Jennifer Sosik	
				
Frame Finish			Primary Mat Color	Secondary Mat Color
				
Brushed Aluminum			Cream	Tan
			B	








Item Code: B-3			Page:	11
Description:			Qty	
Artwork Image & Frame			1	
<ul style="list-style-type: none">• 16x20 Print Portrait Orientation• Flat Metal Frame - 3"W - 3/4" D• Mat Border Width - 2"W• Double Mat with Reversed Bevel Cut• Foamcore Backing• Heavy-Duty Clear Acrylic Glazing• Security Hardware• Approximate Outside Dimensions: 25 1/8" W - 29 1/8" H				
Image Title			Coffee Café III	
Artist Credit			Jennifer Sosik	
				
Frame Finish			Primary Mat Color	Secondary Mat Color
				
Brushed Aluminum			Cream	Tan
			B	








Item Code: B-4			Page: 12
Description:		Artwork Image & Frame	Qty
<ul style="list-style-type: none">• 16x20 Print Portrait Orientation• Flat Metal Frame - 3"W - 3/4" D• Mat Border Width - 2"W• Double Mat with Reversed Bevel Cut• Foamcore Backing• Heavy-Duty Clear Acrylic Glazing• Security Hardware• Approximate Outside Dimensions: 25 1/8" W - 29 1/8" H			1
Image Title		Coffee Café IV	
Artist Credit		Jennifer Sosik	
			
Frame Finish		Primary Mat Color	Secondary Mat Color
			
Brushed Aluminum		Cream	Tan
			B








Item Code: C-1			Page:	13
Description:			Qty	
Artwork Image & Frame				
<ul style="list-style-type: none">• 24x30 Print Portrait Orientation• Flat Metal Frame - 3"W - 3/4" D• Mat Border Width - 2 1/2"W• Double Mat with Reversed Bevel Cut• Foamcore Backing• Heavy-Duty Clear Acrylic Glazing• Security Hardware• Approximate Outside Dimensions: 34 1/8" W - 40 1/8" H			2	
Image Title			Hanging Lake Falls	
Artist Credit			Robin Wilson Photography	
				
Frame Finish			Primary Mat Color	Secondary Mat Color
				
Brushed Aluminum			Cream	Tan
			C	








Item Code: C-2			Page:	14
Description:		Artwork Image & Frame		Qty
<ul style="list-style-type: none">• 24x30 Print Portrait Orientation• Flat Metal Frame - 3"W - 3/4" D• Mat Border Width - 2 1/2"W• Double Mat with Reversed Bevel Cut• Foamcore Backing• Heavy-Duty Clear Acrylic Glazing• Security Hardware• Approximate Outside Dimensions: 34 1/8" W - 40 1/8" H			3	
Image Title		The crystal clear Jacobs Ladder waterfall within the Lotheni Nature Reserve, Kwazulu Natal Province, South Africa		
Artist Credit		Peter Chadwick		
				
Frame Finish		Primary Mat Color	Secondary Mat Color	
				
Brushed Aluminum		Cream	Tan	
				C








Item Code: C-3			Page:	15
Description:		Artwork Image & Frame		Qty
<ul style="list-style-type: none">• 24x30 Print Portrait Orientation• Flat Metal Frame - 3"W - 3/4" D• Mat Border Width - 2 1/2"W• Double Mat with Reversed Bevel Cut• Foamcore Backing• Heavy-Duty Clear Acrylic Glazing• Security Hardware• Approximate Outside Dimensions: 34 1/8" W - 40 1/8" H			2	
Image Title		Jiuzhaigou in early spring, Ngawa Tibeta and Qiang Autonomous Prefecture, Sichuan Province China		
Artist Credit		TAO Images Limited		
				
Frame Finish		Primary Mat Color	Secondary Mat Color	
				
Brushed Aluminum		Cream	Tan	
C				








Item Code: C-4			Page:	16
Description:			Qty	
Artwork Image & Frame				
<ul style="list-style-type: none">• 24x30 Print Portrait Orientation• Flat Metal Frame - 3"W - 3/4" D• Mat Border Width - 2 1/2"W• Double Mat with Reversed Bevel Cut• Foamcore Backing• Heavy-Duty Clear Acrylic Glazing• Security Hardware• Approximate Outside Dimensions: 34 1/8" W - 40 1/8" H			3	
Image Title			Lower Calf Creek Falls	
Artist Credit			Philipp Arnold	
				
Frame Finish			Primary Mat Color	Secondary Mat Color
				
Brushed Aluminum			Cream	Tan
			C	








Item Code: C-5			Page: 17
Description:	Artwork Image & Frame		Qty
<ul style="list-style-type: none">• 24x30 Print Portrait Orientation• Flat Metal Frame - 3"W - 3/4" D• Mat Border Width - 2 1/2"W• Double Mat with Reversed Bevel Cut• Foamcore Backing• Heavy-Duty Clear Acrylic Glazing• Security Hardware• Approximate Outside Dimensions: 34 1/8" W - 40 1/8" H			2
Image Title	Palouse Falls		
Artist Credit	Piriya Photography		
			
Frame Finish		Primary Mat Color	Secondary Mat Color
			
Brushed Aluminum		Cream	Tan
			C








Item Code: C-6			Page:	18
Description:		Artwork Image & Frame		Qty
<ul style="list-style-type: none">• 24x30 Print Portrait Orientation• Flat Metal Frame - 3"W - 3/4" D• Mat Border Width - 2 1/2"W• Double Mat with Reversed Bevel Cut• Foamcore Backing• Heavy-Duty Clear Acrylic Glazing• Security Hardware• Approximate Outside Dimensions: 34 1/8" W - 40 1/8" H			2	
Image Title	Croatia, PlitviceLakes National Park listed as World Heritage by UNESCO, lower lakes			
Artist Credit	GUIZIOU Frank / hemis. Fr			
				
Frame Finish		Primary Mat Color	Secondary Mat Color	
				
Brushed Aluminum		Cream	Tan	
C				








Item Code: C-7			Page: 19
Description:	Artwork Image & Frame		Qty
<ul style="list-style-type: none">• 24x30 Print Portrait Orientation• Flat Metal Frame - 3"W - 3/4" D• Mat Border Width - 2 1/2"W• Double Mat with Reversed Bevel Cut• Foamcore Backing• Heavy-Duty Clear Acrylic Glazing• Security Hardware• Approximate Outside Dimensions: 34 1/8" W - 40 1/8" H			2
Image Title	USA, Hawaii, Kauai, Queen's Bath and waterfall		
Artist Credit	Michele Falzone		
			
Frame Finish		Primary Mat Color	Secondary Mat Color
			
Brushed Aluminum		Cream	Tan
			C








Item Code: C-8			Page:	20
Description:			Qty	
Artwork Image & Frame				
<ul style="list-style-type: none">• 24x30 Print Portrait Orientation• Flat Metal Frame - 3"W - 3/4" D• Mat Border Width - 2 1/2"W• Double Mat with Reversed Bevel Cut• Foamcore Backing• Heavy-Duty Clear Acrylic Glazing• Security Hardware• Approximate Outside Dimensions: 34 1/8" W - 40 1/8" H			2	
Image Title			USA, Utah, Slot Canyon, Waterfall at Kanarra Creek	
Artist Credit			Westend61	
				
Frame Finish			Primary Mat Color	Secondary Mat Color
				
Brushed Aluminum			Cream	Tan
			C	








Item Code: C-9			Page: 21
Description:	Artwork Image & Frame		Qty
<ul style="list-style-type: none">• 24x30 Print Portrait Orientation• Flat Metal Frame - 3"W - 3/4" D• Mat Border Width - 2 1/2"W• Double Mat with Reversed Bevel Cut• Foamcore Backing• Heavy-Duty Clear Acrylic Glazing• Security Hardware• Approximate Outside Dimensions: 34 1/8" W - 40 1/8" H			3
Image Title	Waterfall in Soca Canyon		
Artist Credit	Frank Krahmer		
			
Frame Finish		Primary Mat Color	Secondary Mat Color
			
Brushed Aluminum		Cream	Tan
			C








Item Code: C-10			Page: 22	
Description:		Artwork Image & Frame		Qty
<ul style="list-style-type: none">• 24x30 Print Portrait Orientation• Flat Metal Frame - 3"W - 3/4" D• Mat Border Width - 2 1/2"W• Double Mat with Reversed Bevel Cut• Foamcore Backing• Heavy-Duty Clear Acrylic Glazing• Security Hardware• Approximate Outside Dimensions: 34 1/8" W - 40 1/8" H			2	
Image Title		Autumn in Motosuko, Japan		
Artist Credit		k2mogtin		
				
Frame Finish		Primary Mat Color	Secondary Mat Color	
				
Brushed Aluminum		Cream	Tan	








Item Code: C-11			Page: 23
Description:	Artwork Image & Frame		Qty
<ul style="list-style-type: none">• 24x30 Print Portrait Orientation• Flat Metal Frame - 3"W - 3/4" D• Mat Border Width - 2 1/2"W• Double Mat with Reversed Bevel Cut• Foamcore Backing• Heavy-Duty Clear Acrylic Glazing• Security Hardware• Approximate Outside Dimensions: 34 1/8" W - 40 1/8" H			2
Image Title	Layered sandstone cliffs and sea caves at sunrise on Devils Island in Apostle Islands National Lakeshore, Wisconsin		
Artist Credit	Danita Delimont		
			
Frame Finish		Primary Mat Color	Secondary Mat Color
			
Brushed Aluminum		Cream	Tan








Item Code: C-12			Page:	24
Description: Artwork Image & Frame			Qty	
<ul style="list-style-type: none">• 24x30 Print Portrait Orientation• Flat Metal Frame - 3"W - 3/4" D• Mat Border Width - 2 1/2"W• Double Mat with Reversed Bevel Cut• Foamcore Backing• Heavy-Duty Clear Acrylic Glazing• Security Hardware• Approximate Outside Dimensions: 34 1/8" W - 40 1/8" H			2	
Image Title	California, Bishop, Little Lakes Valley, Beautiful scene in the Eastern Sierras			
Artist Credit	Quincy Dein			
				
Frame Finish		Primary Mat Color	Secondary Mat Color	C
				
Brushed Aluminum		Cream	Tan	








Item Code: C-13		Page:	25
Description:	Artwork Image & Frame	Qty	
<ul style="list-style-type: none">• 24x30 Print Portrait Orientation• Flat Metal Frame - 3"W - 3/4" D• Mat Border Width - 2 1/2"W• Double Mat with Reversed Bevel Cut• Foamcore Backing• Heavy-Duty Clear Acrylic Glazing• Security Hardware• Approximate Outside Dimensions: 34 1/8" W - 40 1/8" H	<p>Image Title View of lake with Andes in background</p> <p>Artist Credit Johner Images</p>	2	
			
Frame Finish		Primary Mat Color	Secondary Mat Color
			
Brushed Aluminum		Cream	Tan
		C	








Item Code: C-14			Page:	26
Description:		Artwork Image & Frame		Qty
<ul style="list-style-type: none">• 24x30 Print Portrait Orientation• Flat Metal Frame - 3"W - 3/4" D• Mat Border Width - 2 1/2"W• Double Mat with Reversed Bevel Cut• Foamcore Backing• Heavy-Duty Clear Acrylic Glazing• Security Hardware• Approximate Outside Dimensions: 34 1/8" W - 40 1/8" H			2	
Image Title		Sunset on the Sea		
Artist Credit		Ivan Mikhaylov		
				
Frame Finish		Primary Mat Color	Secondary Mat Color	
				
Brushed Aluminum		Cream	Tan	








Item Code: C-15			Page:	27
Description:			Qty	
Artwork Image & Frame				
<ul style="list-style-type: none">• 24x30 Print Portrait Orientation• Flat Metal Frame - 3"W - 3/4" D• Mat Border Width - 2 1/2"W• Double Mat with Reversed Bevel Cut• Foamcore Backing• Heavy-Duty Clear Acrylic Glazing• Security Hardware• Approximate Outside Dimensions: 34 1/8" W - 40 1/8" H			3	
Image Title			Lake Tahoe Sunset	
Artist Credit			Ropelato Photography	
				
Frame Finish			Primary Mat Color	Secondary Mat Color
				
Brushed Aluminum			Cream	Tan
			C	








Item Code: C-16			Page:	28
Description:		Artwork Image & Frame		Qty
<ul style="list-style-type: none">• 24x30 Print Portrait Orientation• Flat Metal Frame - 3"W - 3/4" D• Mat Border Width - 2 1/2"W• Double Mat with Reversed Bevel Cut• Foamcore Backing• Heavy-Duty Clear Acrylic Glazing• Security Hardware• Approximate Outside Dimensions: 34 1/8" W - 40 1/8" H			3	
Image Title	Gunsight Butte on the Utah side of Lake Powell in Glen Canyon National Recreation Area at sunset.			
Artist Credit	Chad Ehlers			
				
Frame Finish		Primary Mat Color	Secondary Mat Color	
				
Brushed Aluminum		Cream	Tan	








Item Code: C-17			Page: 29
Description: Artwork Image & Frame		Qty	
<ul style="list-style-type: none">• 24x30 Print Portrait Orientation• Flat Metal Frame - 3"W - 3/4" D• Mat Border Width - 2 1/2"W• Double Mat with Reversed Bevel Cut• Foamcore Backing• Heavy-Duty Clear Acrylic Glazing• Security Hardware• Approximate Outside Dimensions: 34 1/8" W - 40 1/8" H		2	
Image Title: Hawaii, Oahu, Tropical Beach			
Artist Credit: Michele Falzone			
			
Frame Finish		Primary Mat Color	Secondary Mat Color
			
Brushed Aluminum		Cream	Tan
			C








Item Code: C-18			Page:	30
Description:			Qty	
<p>Artwork Image & Frame</p> <ul style="list-style-type: none">• 24x30 Print Portrait Orientation• Flat Metal Frame - 3"W - 3/4" D• Mat Border Width - 2 1/2"W• Double Mat with Reversed Bevel Cut• Foamcore Backing• Heavy-Duty Clear Acrylic Glazing• Security Hardware• Approximate Outside Dimensions: 34 1/8" W - 40 1/8" H			2	
Image Title			Bali, Bukit Peninsula, Tegalwangi Beach	
Artist Credit			Michele Falzone	
				
Frame Finish			Primary Mat Color	Secondary Mat Color
				
Brushed Aluminum			Cream	Tan
			C	



Item Code: C-19			Page:	31	
Description:		Artwork Image & Frame		Qty	
<ul style="list-style-type: none">• 24x30 Print Portrait Orientation• Flat Metal Frame - 3"W - 3/4" D• Mat Border Width - 2 1/2"W• Double Mat with Reversed Bevel Cut• Foamcore Backing• Heavy-Duty Clear Acrylic Glazing• Security Hardware• Approximate Outside Dimensions: 34 1/8" W - 40 1/8" H			3		
Image Title		Beautiful sunset at tropical beach, Crimea, Ukraine			
Artist Credit		Irina Tischenko			
					
Frame Finish		Primary Mat Color	Secondary Mat Color		
					
Brushed Aluminum		Cream	Tan		
		C			



Item Code: C-20			Page:	32
Description:		Artwork Image & Frame		Qty
<ul style="list-style-type: none">• 24x30 Print Portrait Orientation• Flat Metal Frame - 3"W - 3/4" D• Mat Border Width - 2 1/2"W• Double Mat with Reversed Bevel Cut• Foamcore Backing• Heavy-Duty Clear Acrylic Glazing• Security Hardware• Approximate Outside Dimensions: 34 1/8" W - 40 1/8" H			2	
Image Title		Newfoundland Sunset		
Artist Credit		Bill Robertson		
				
Frame Finish		Primary Mat Color	Secondary Mat Color	
				
Brushed Aluminum		Cream	Tan	