

CONTINUATION PAGE

AMENDMENT NO. 4

DATE: May 19, 2014

RE: VA Medical Center
5000 West National Avenue
Milwaukee, WI 53295

VA No. 695-11-127

This Addendum consists of pages 1 through 7 and the following attached specifications and drawings:

The following changes regarding the contract specifications and drawings are hereby provided by amendment.

Attachments:

1. IC-5 – Bldg 111 Fourth Floor Infection Control Plan (Note sheet to be printed in color)
2. IC-6 – Bldg 111 Fifth Floor Infection Control Plan (Note sheet to be printed in color)
3. SD 1-1 – 5C Expansion Joint Removal and Replacement
4. SD 2-1 – Detail D6, A870 Expansion Joint Detail
5. 10 14 00 Room Sign Schedule

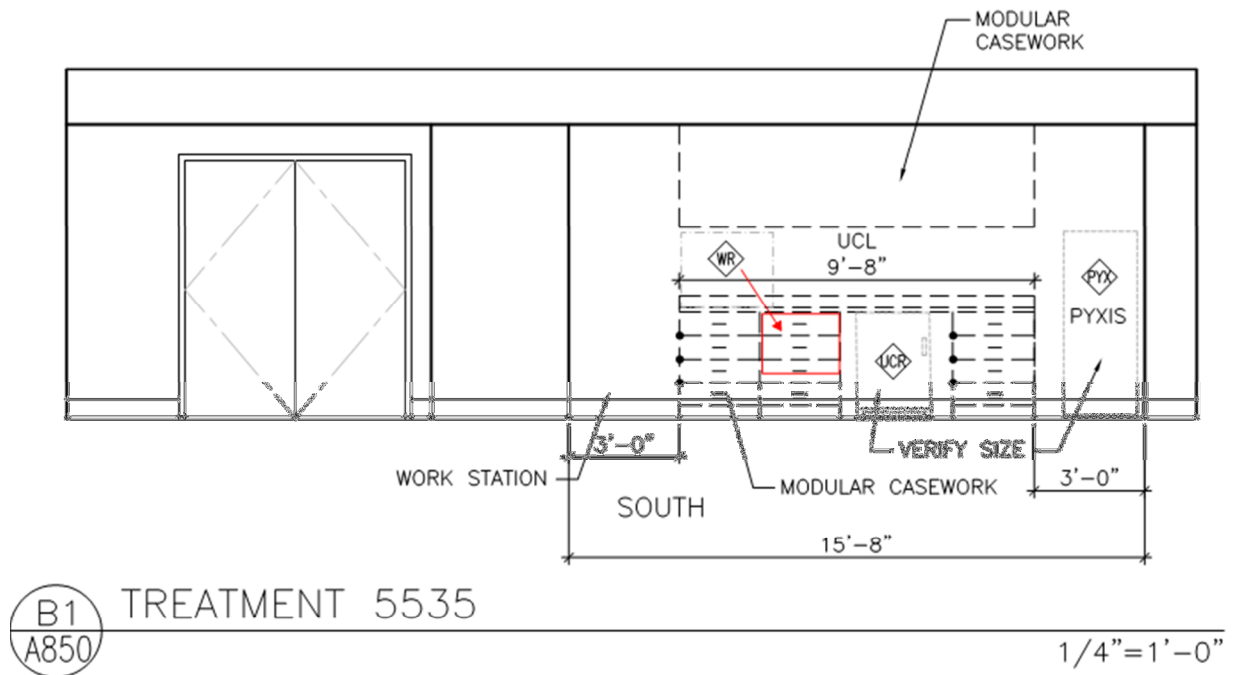
Specifications:

1. Specification 10 14 00 – ADD Updated Room Finish Schedule, revised 5-5-2014.
2. Specification Section 12 34 10: ADD “All fixed furniture, as described in spec section 12 34 10 is to be purchased and installed by the contractor for this project. All fixed furniture costs must be included in the base bid offer provided by the contractor.”

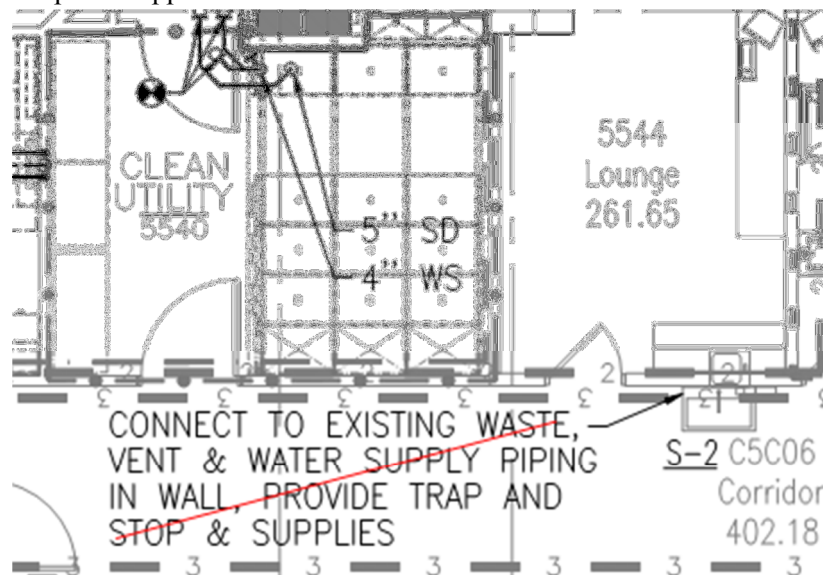
Drawings:

1. **SD 1-1** – 5C Expansion Joint Removal and Replacement – ADD supplemental drawing
2. **SD 2-1** – Expansion Joint Detail. REPLACE detail D6, A870 with this revised detail.
3. **Sheet P001**, ADD General Plumbing Note 13. All plumbing relocation and shut-downs that will interrupt service to occupied areas beyond the limits of construction including 4th floor, shall be completed start-to-finish (including demolition, asbestos abatement (if required), new piping installation, insulation, etc.) in immediate succession to limit occupancy to the owner. Coordinate work with COR a minimum of (2) weeks in advance of all work. When completing work on 4th floor, the contractor may only work on two rooms at a time to limit disturbances to hospital staff. Infection control requirements will be applicable for all work in ancillary spaces.
4. **Sheets IN105 and IN805** – ADD the following note: “All fixed furniture, as described in spec section 12 34 10 and on Drawings IN105 and IN805, is to be purchased and installed by the contractor for this project. All fixed furniture costs must be included in the base bid offer provided by the contractor.”

5. **Sheet A850**, detail B1: relocate WR to under counter.



6. **Sheet PD105 and P205**: Temporary sink removal
- REVISE note 5 on PD105: remove "salvage sink for re-use"
 - REVISE P205: remove "connect to exiting waste, vent & water supply piping in wall, provide trap and stop and supplies"



The following questions and answers provide clarification to the contract documents:

1. The Solicitation VA69D-14-B-0565 – 111 Upgrade 111M EP Lab 5C south, calls for Asbestos removal. The drawings do not show the location / quantities of abatement other than a note regarding 32 unions on drawing MDP105. Does the VA have a survey of the areas to be abated and quantities? If there is a survey and can be provided before the site visit, it will be help us understand the scope better.
Answer: An asbestos report, completed by the SIGMA Group is included in the specifications after section 028211. The report identifies the quantities of ACM containing material in each room to be removed.
2. Are we to use the primer, paint, rubber flooring, etc. shown on the Furnished Property List?
Answer: Yes. These supplement the interior and equipment schedules.
3. The cubbies and benches and chair rail along with the lockers are called out on the EP Lab Furnished property list “Lot” Does this mean the VA supplies these items? If these are items are supplied by the VA, are we to install them?
Answer: There are 37 double tier lockers in the “Lot”.
4. There is a document EP Lab Government Furnished property. Are we to assume that these items are supplied by the VA but they are to be used to supplement our proposal and this should then be deducted or left out of our proposed for supply? If this is the case, it appears that the carpet does not meeting the carpet spec in 09 68 00 Carpet Spec.
Answer: Yes, used the Carpet Mohawk 64 sq yds as C-1 on the 090602 room finish schedule.
5. The signage specification section 10 14 00 has a signage schedule that does not indicate sign types, sizes or quantities. Will a signage schedule be issued indicating sign types, sizes and quantities?
Answer: Updated room sign schedule is attached to the amendment.
6. There is a sign schedule on page 13 of 101400, but it does not list sign types. Also, there are no drawings for the other types of signs, like temporary, code, fire extinguisher, directional and so on. Also, need the location of the signs.
Answer: Updated room sign schedule is attached to the amendment. Room signs will be located outside the rooms, exact location to be coordinated with the GC prior to installation. Refer to 010110-SN, 010110-IC and 010110-IHR for temporary construction signs. Fire Extinguisher signs to be provide and installed above all fire extinguisher cabinets, System 2/90 Sign type 99.10b.
7. Within the 03 54 16 Cementuous underlayment spec, it states that we are to include 1” of underlayment throughout within our proposal. This seems quite drastic if the work is to patch scares and normal abnormalities. Is this correct?
Answer: The entire remodeled area is to have cementuous underlayment floor leveling applied. The contractor is to assume a 1” average coverage needed based on the unlevelness of the floor.
8. Are we to include State of Wisconsin sales tax within our proposals?
Answer: Yes, Wisconsin does not recognize tax exempt.
9. Are we to include the Herman Miller free standing furniture and installation in our proposal? Are we to supply the Herman Miller built-in furniture in our proposal? If so, will the VA make sure Herman Miller is issued a set of furniture drawings and that they have everything included in their price?
Answer: Yes, see notes in this amendment for the drawing sheets and specification section.

10. On sheet EY 105 there is a symbol for an audio/visual single patient station with pillow speaker listed for Stress room 5508, N(A2). The current Jeron system in the area which calls for us to extend does NOT have voice capability. Does the word audio in the symbol description mean 'tone'? Also you are calling for a pillow speaker in 5508. Is it going to be used for TV entertainment, because I do not see a TV jack in this room?

Answer: 1. Nurse call shall match existing system capabilities, provide an audio tone in lieu of voice system. 2. No TV interface is required in Room 5508. Provide patient call interface for control of light above patient bed. Speaker not required.

11. On sheet EY105 mechanical room 5509 has AHU5509 inside of it. At 7000 cfm does that unit require a smoke duct detector?

Answer: Yes smoke duct detectors are required. Refer to Sheet E401 Sheet Note 7 for smoke duct detector requirements

12. 271100 (1.1.F.1) states that Voice and Data cabling shall be Cat 6. This is in conflict to both 271500 (2.1.B.1) and detail #5 on drawing E502. What is the correct category cable type for this project and is it to meet a CMR (riser) or CMP (plenum) rating?

Answer: At a minimum, the System shall be able to support voice and data operations for Category 5e Certified Telecommunication Service and is to meet CMP (plenum) cable rating, for bidding purposes.

13. Please confirm that this project requires the installation of a new 200pr. voice backbone riser cable from room 5515B down to room B0464.

Answer: Yes provide a new 200-pair voice backbone riser cable. Per detail 1/E603 note 8 "New 200-pair voice backbone cable. Contractor shall re-use existing infrastructure as possible.

14. On drawing E401, sheet note #12, exactly which Operating Room is the new Intercom device (located in the Control Room of the EP Lab) to communicate with?

Answer: Stentofon Station 60366 (Flush-mounted) to Head End in Room 2312 using Cat5e.

15. On drawing E605, detail #2, keyed note #2 states that "Contractor shall be responsible for expanding the existing Video Surveillance system to accommodate newly added equipment". Where is the existing Facility Video Surveillance System located? Does the link between the "Video Surveillance LAN" and the "Facility Video Surveillance System" currently exist or is it to be installed as part of this project? If the link needs to be part of the EP Lab project, please specify what this link shall consist of.

Answer: Contractor shall tie into the existing video surveillance system located in a computer room on the third floor directly below Computer Room 5503B.

16. On drawing E401, detail #3, the Treatment Room Aiphone intercom component is not identified. What component(s) does the LEF-3 Master station in the Control Room communicate with?

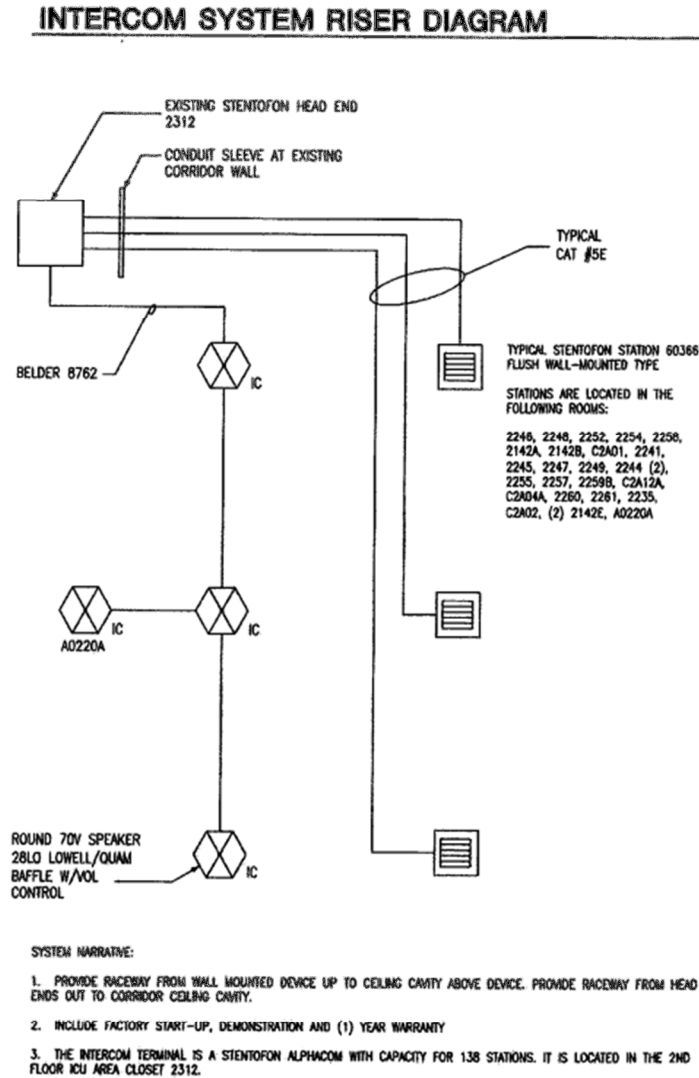
Answer: Master station in Control Room shall communicate with Loud Speaker in Treatment Room. Refer to Siemens site specific drawings for additional information on intercom system.

17. Page AD105, Note 14, indicates "Remove existing mechanical louver." This note appears at MER 5528 and Equipment Room 5535B. MH105 appears to show the existing louvers being re-used. Also, there is no schedule for the louvers on M601 to provide clarification. Are the existing louvers to be re-used or are they being replaced?

Answer: Louvers to remain.

18. What is the Stentofon model number for the new Intercom referenced in question #2? Can you provide wiring/riser details?

Answer: See detail below for riser diagram.



19. Are there any raised concrete equipment pads that need to be removed?

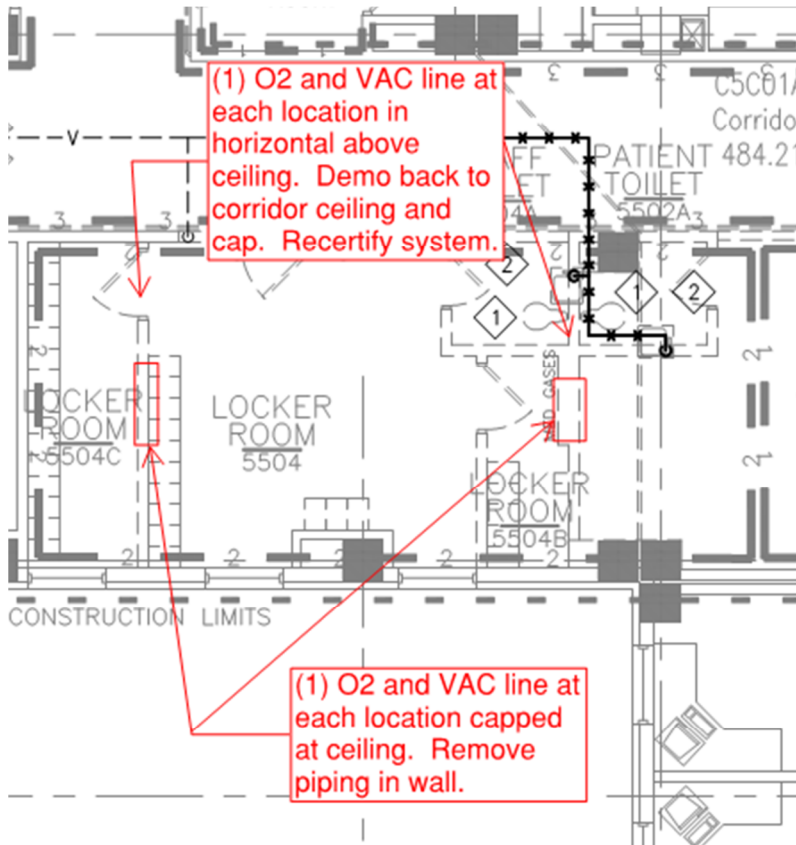
Answer: Yes there are equipment pads that will require removal. Refer to Drawing MDP105 for locations. Keyed Notes 1, 3, 4, and 5 indicated the equipment to be removed. There are equipment pads under these pieces of equipment.

20. Page AD105, Note 5, indicates "Remove existing ceramic tile on floor and walls." Is this note supposed to be in Clean Utility Room 5509?

Answer: No. Refer to General Note "C" on sheet AD105 for this room.

21. age AD105, the North wall of Locker Room 5504B indicates “Med Gases.” This wall is being demolished, but nothing is shown on MGD105 indicating what happens with the Med Gases in this area. Will there be demolition required of the plumber in this area?

Answer: Pipes to be demolished. See below.



22. Page A105, Note 5 indicates “Provide spandrel glass at existing window. See detail at E1/A871.” E1/A871 indicates to “Provide IG spandrel glass units in existing window frame.” The existing windows are set up to accommodate single glazing. Will insulated glass fit?

Answer: Single glazed spandrel glass is acceptable.

23. Page A105, Note 8 indicates “Provide integral blind at existing window. Refer to D3/A880.” D3/A880 is entitled “Exterior Security Window.” I have reviewed the section B6,C6,D6/A871 but I have not found a specification for a Security Window. I did find 085115 Side Hinged Aluminum Windows. Is this the correct specification section for this window? If so, the security features are unclear. The glazing in paragraph 2.3 refers us to section 088000. Section 088000 does not indicate any particular requirements for Security Glazing or glazing in Side hinged windows. Could you please clarify the requirements of this window?

Answer: This window does not need to be “secure”. Intention was for this window to be kept clean because this is in a sterile environment. 08 51 15 is the correct spec section for this window.

24. Elevation A3/A850 and B4/A850 show a “Utility Rail.” It is not shown on the equipment plan A215/A216. Who is supposed to provide this VA or Contractor? If Contractor, please provide further information on product.

Answer: This is contractor provided and contractor installed. Provide Amico Equipment Rails ARS – Horizontal Rails as the basis of design.

25. Elevation B2/A850 shows an Apron Rack. It is not shown on the equipment plan A215/A216. Who is supposed to provide this VA or Contractor? If Contractor is to furnish, could you please provide further information on the product?

Answer: This apron rack is contractor supplied and contractor installed. See detail C2/A870.

26. Page A216 requires Contractor to provide TV2 and BR2 in room 5530. Could you please provide manufacturer information and product requirements?

Answer: TV2 to match other TV's - LG #37LH200C. BR2 to be Peerless DST360 ceiling mounted.

27. Page A216 requires contractor to provide an Apron Frame in room 5535A. Could you please provide manufacturer information and product requirements?

Answer: This apron frame is not required, delete from the project.

28. Panels EUL-CR-5536-1 and EUL-CR-5536-2 are referenced on the one line diagram on sheet E601. Panel schedules on drawing E607 reference panels EUL-CR-5534-1 and EUL-CR-5534-2. Do these represent the same panels? Please indicate the correct reference.

Answer: Yes these are the same panels. Refer to Sheet E401 detail 1 for correct location. Panels UL-5534-1, EUL-CR-5534-1 and EUL-CR-5534-2 are UL-5536-1, EUL-CR-5536-1 and EUL-CR-5536-2 respectively.

29. Panel EUL-CR-55-2 is indicated on the one line diagram on sheet E601 and demolition drawing ED105. I cannot locate this panel on any other drawing nor do I find a panel schedule for this panel. Please provide information.

Answer: The circuits currently feed from EUL-CR-55-2 shall be re-fed from a panel of the same voltage and branch located in room 5503B.

30. What division is to provide the Motor Starters and VFD's.

Answer: Division 26 shall provide Motor Controllers in coordination with all other divisions.