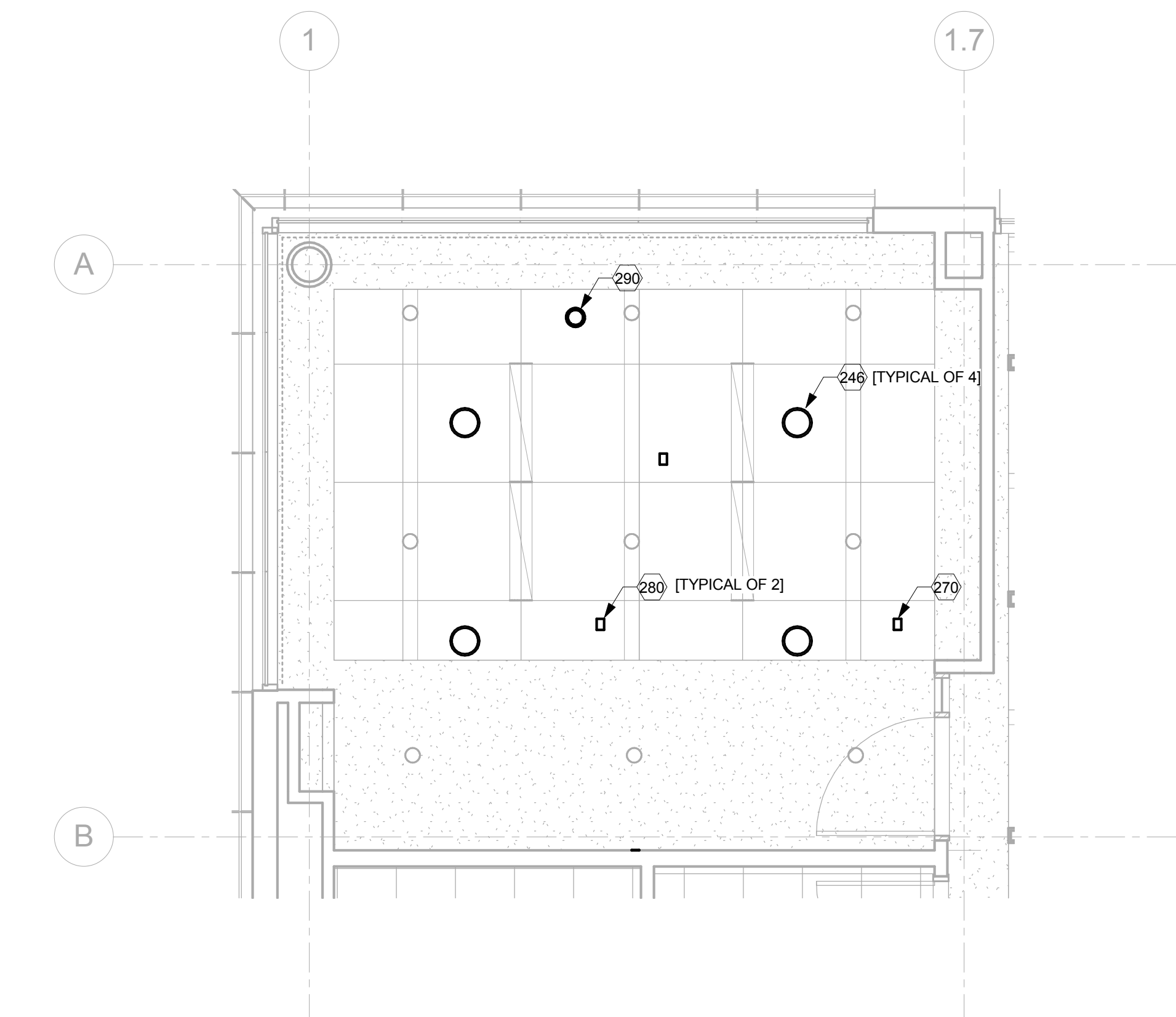
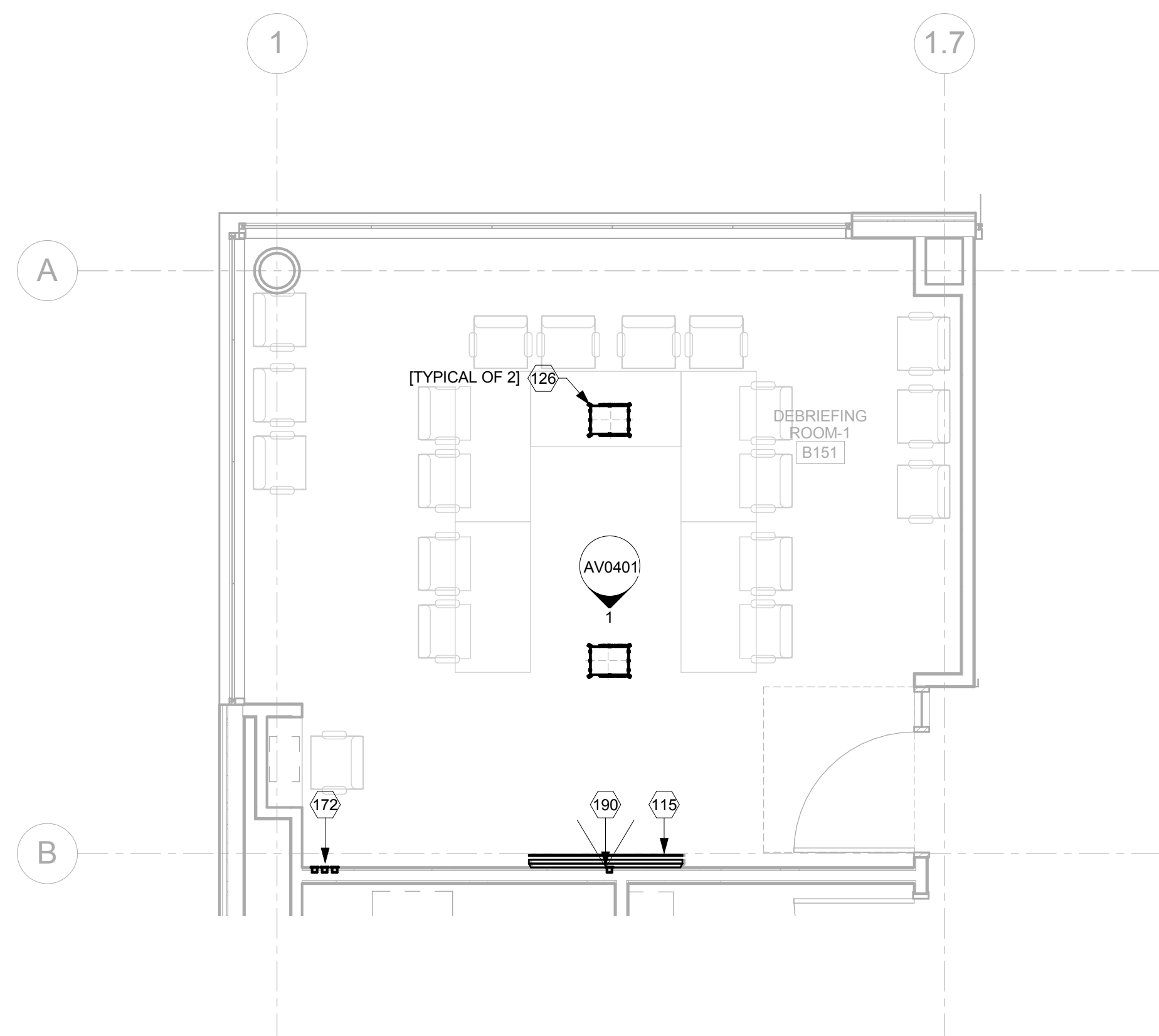


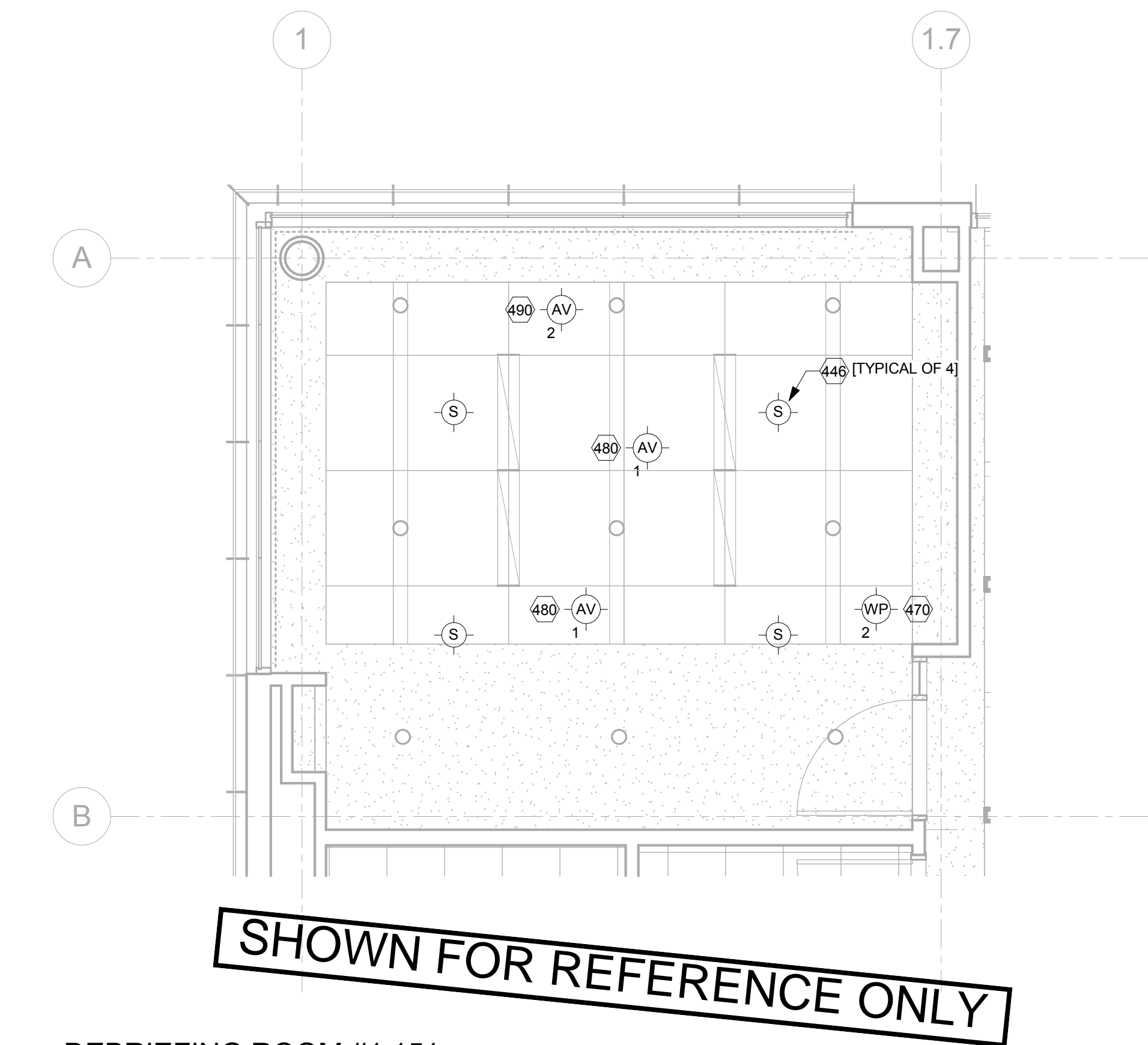
A
three inches = one foot
B
one and one-half inches = one foot
C
one inch = one foot
D
three-quarters inch = one foot
E
three-eighths inch = one foot
F
one-quarter inch = one foot
one-eighth inch = one foot



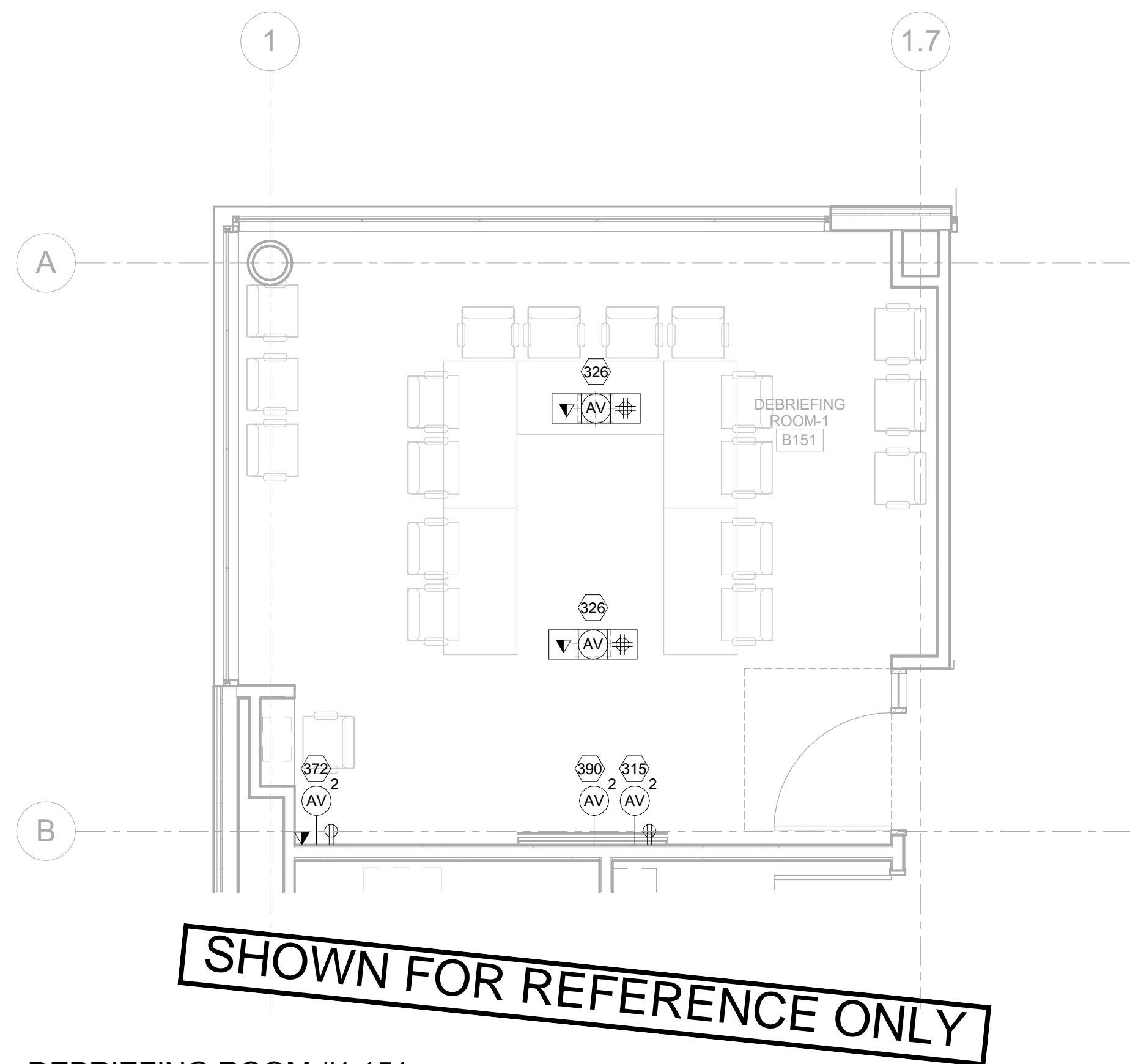
DEBRIEFING ROOM #1 151
REFLECTED CEILING PLAN - AV FACILITIES
2
1/4" = 1'-0"



DEBRIEFING ROOM #1 151
FLOOR PLAN - AV FACILITIES
1
1/4" = 1'-0"



DEBRIEFING ROOM #1 151
REFLECTED CEILING PLAN - AV ELECTRICAL
4
1/4" = 1'-0"



DEBRIEFING ROOM #1 151
FLOOR PLAN - AV ELECTRICAL
3
1/4" = 1'-0"

AV FLOOR PLAN FACILITIES NOTES:

- 115 70" FLAT PANEL DISPLAY - OFCI
- 126 FLOOR BOX - BY E.C.
- 172 AV CONNECTION PANEL - OFCI
- 190 WALL-MOUNTED CAMERA - OFCI

AV RCP FACILITIES NOTES:

- 246 CEILING-RECESSED LOUDSPEAKER - OFCI
- 470 WIRELESS ACCESS POINT - OFCI
- 280 CEILING MICROPHONE (BOUNDARY LAYER) - OFCI
- 290 CEILING CAMERA - OFCI

AV FLOOR PLAN ELECTRICAL NOTES:

- 315 70" FLAT PANEL DISPLAY
- (1) 1" EMT
- 326 FLOOR BOX
- (2) 1-1/4" EMT
- 372 AV CONNECTION PANEL
- (1) 1" EMT
- 390 WALL-MOUNTED CAMERA
- (1) 1" EMT

AV RCP ELECTRICAL NOTES:

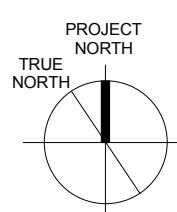
- 448 CEILING-RECESSED LOUDSPEAKER
- (1) 3/4 EMT TO FIRST SPEAKER THEN,
- (1) 3/4 EMT BETWEEN LOUDSPEAKERS
- 470 WIRELESS ACCESS POINT
- (1) 3/4" EMT
- 480 CEILING MICROPHONE
- (1) 3/4" EMT
- 490 CEILING CAMERA
- (1) 1" EMT

GENERAL NOTES

- REFER TO TELECOMMUNICATIONS DRAWINGS FOR PRIMARY CABLE PATHWAYS AND CABLE MANAGEMENT INFORMATION.
- STUB ALL AV CONDUIT ABOVE FINISHED CEILING IN AN ACCESSIBLE LOCATION U.O.N. IF AN ACCESSIBLE LOCATION CAN NOT BE PROVIDED STUB CONDUIT TO NEAREST CABLE TRAY.
- NON-CONTINUOUS CABLE SUPPORT IS REQUIRED FOR SECONDARY CABLE PATHWAYS ABOVE ACCESSIBLE CEILINGS.
- ELECTRICAL AND TELECOMMUNICATION SYMBOLS SHOWN FOR INFORMATION AND COORDINATION ONLY.

KEY NOTES

LEGEND



ISSUE FOR BID

Revisions	Date
2 ADDENDUM 2	05/16/2014
1 ADDENDUM 1	02/06/2014

CONSULTANTS:



Seals and Signatures

ARCHITECT/ENGINEERS:



201 Mission Street, Suite 2400, San Francisco, California 94105 415.243.4170
Baltimore ■ Boston ■ Buffalo ■ Calgary ■ Chicago
Houston ■ Los Angeles ■ Mumbai ■ New York ■ Phoenix
St. Louis ■ San Francisco ■ Shanghai ■ Toronto
Vancouver ■ Victoria ■ Washington DC

Drawing Title
AV SYSTEMS DEBRIEFING ROOM #1
151 ENLARGED PLANS

Approved: Project Director
Approver

Project Title
VA SIMULATION CENTER

Location
Veterans Affairs Palo Alto Health Care System
3801 Miranda Ave, Palo Alto, CA 94304

Date
JUNE 14, 2013

Checked
SS

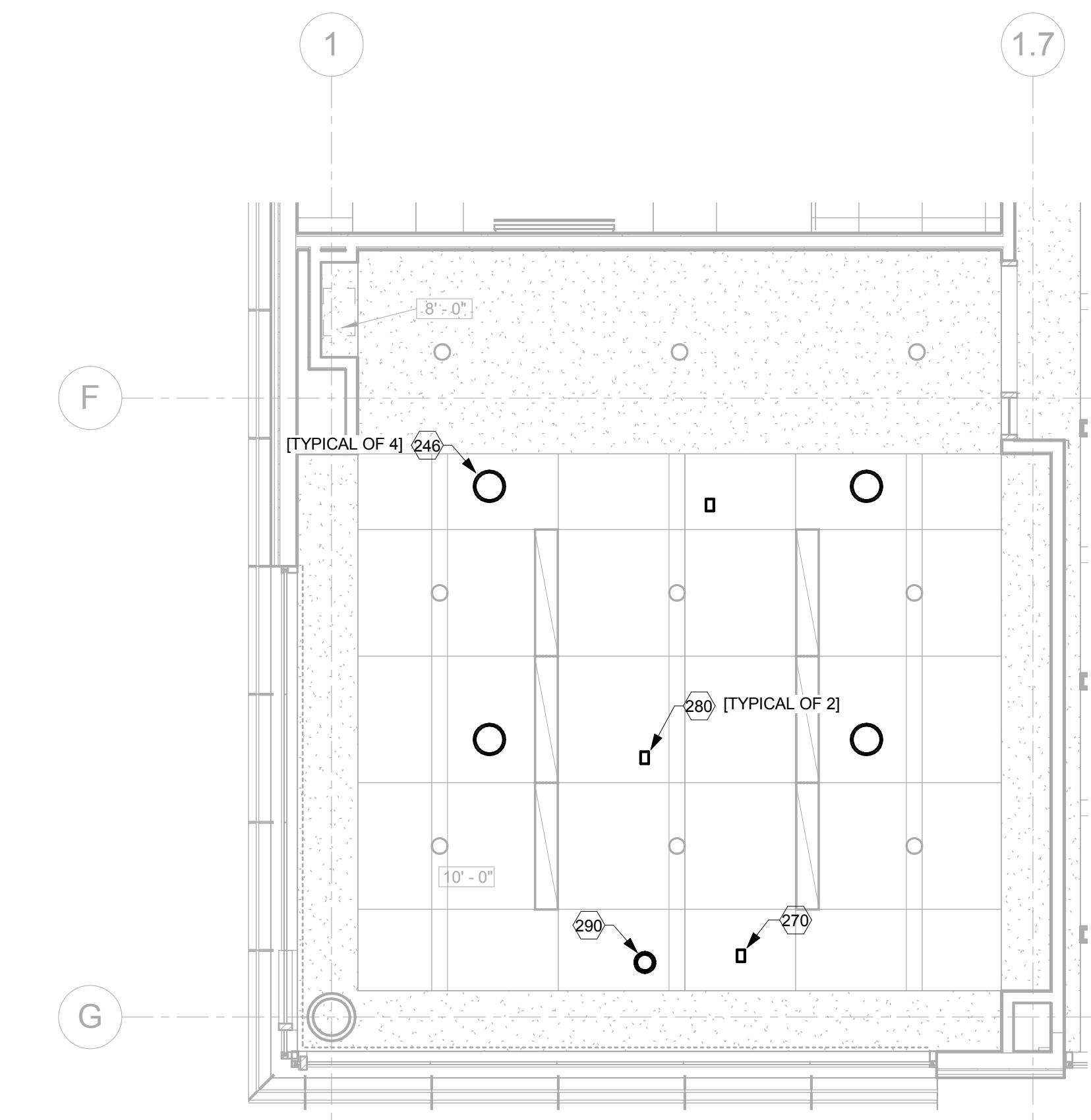
Drawn
RM

VA Project Number:
640-385
Building Number:
105

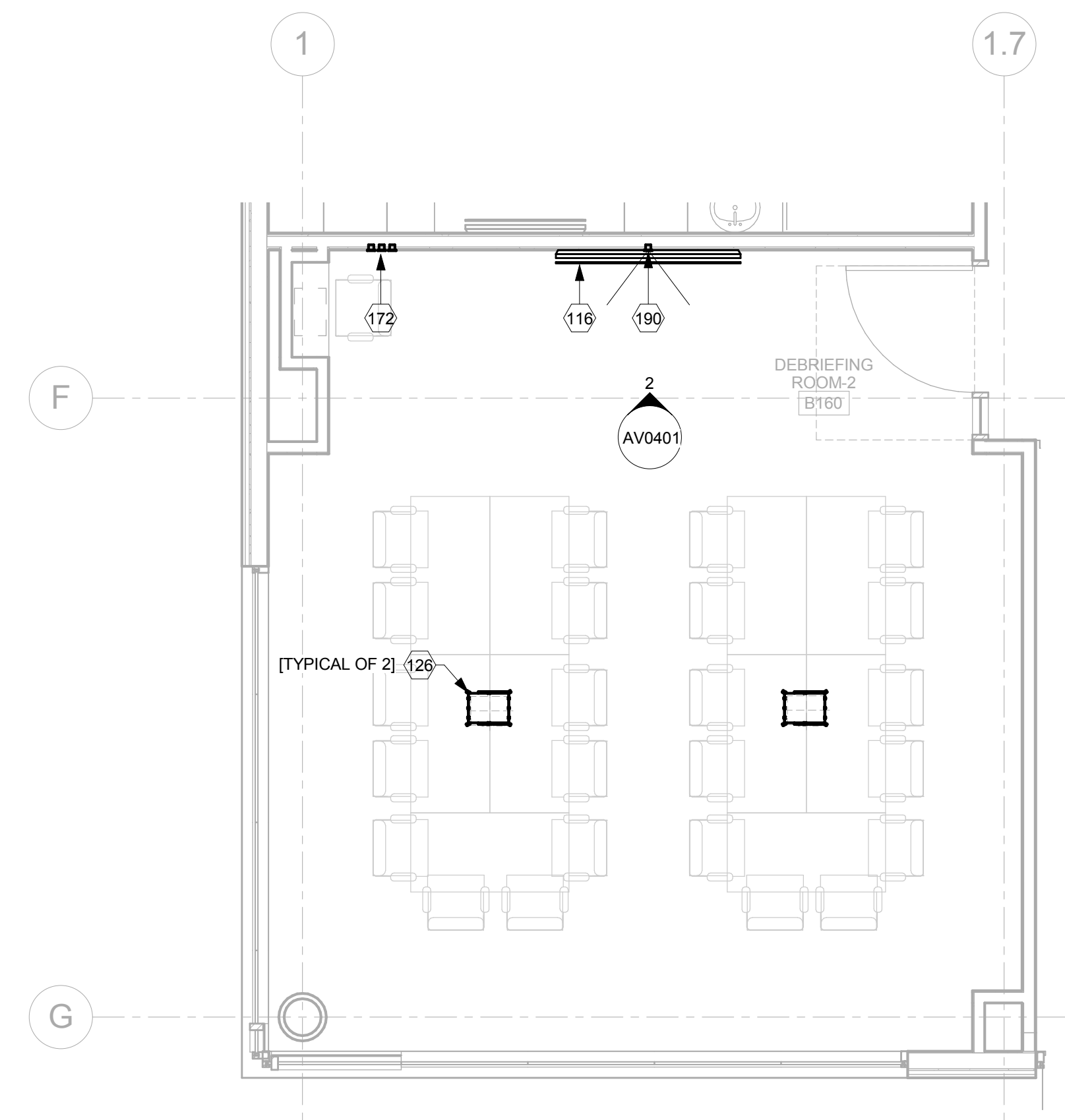
Drawing No.
AV0302



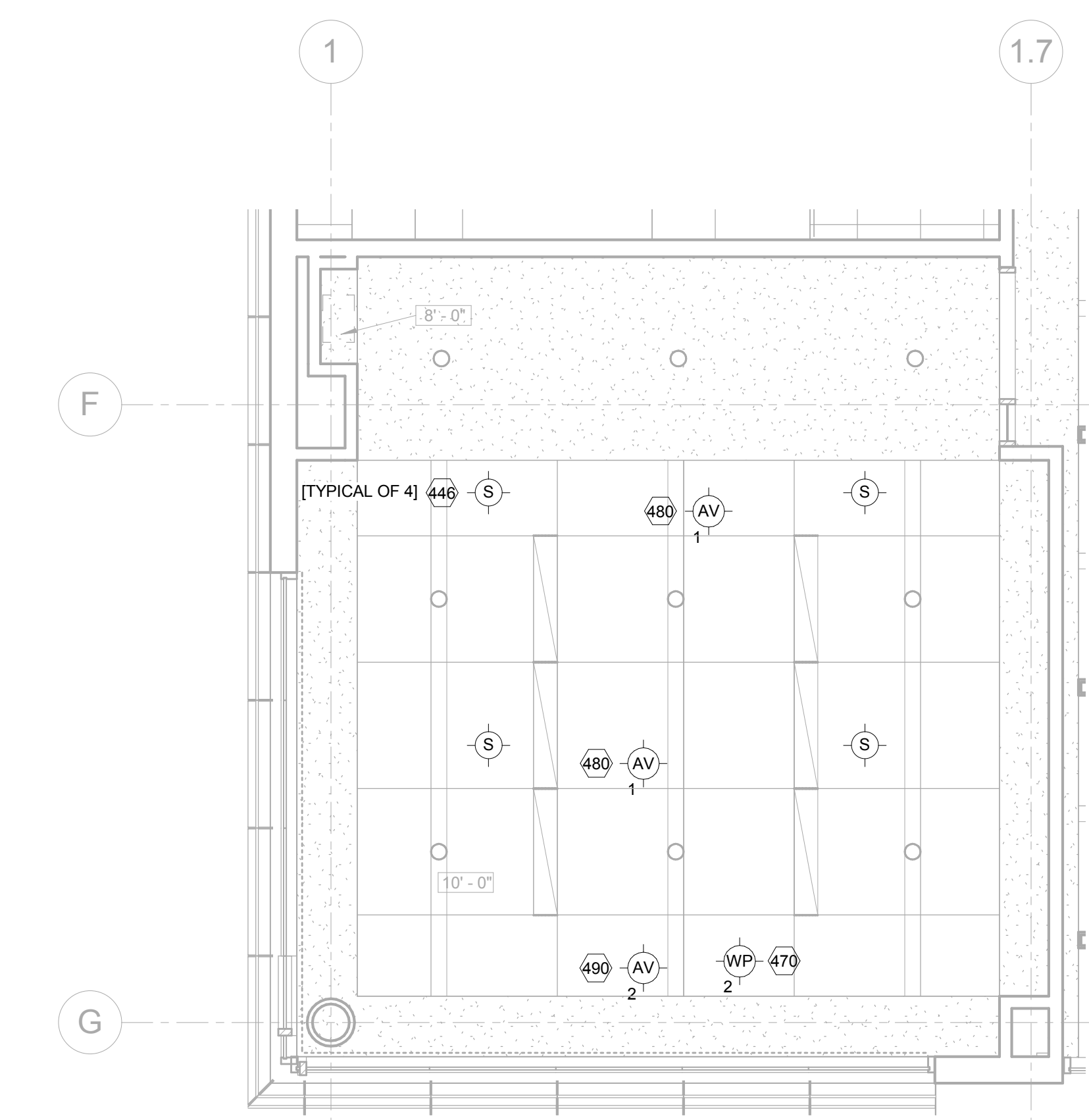
A
three inches = one foot
B
one and one-half inches = one foot
C
one inch = one foot
D
three-quarters inch = one foot
E
one-half inch = one foot
F
three-eighths inch = one foot
one-quarter inch = one foot
one-eighth inch = one foot



2 DEBRIEFING ROOM #2 160
REFLECTED CEILING PLAN - AV FACILITIES
1/4" = 1'-0"

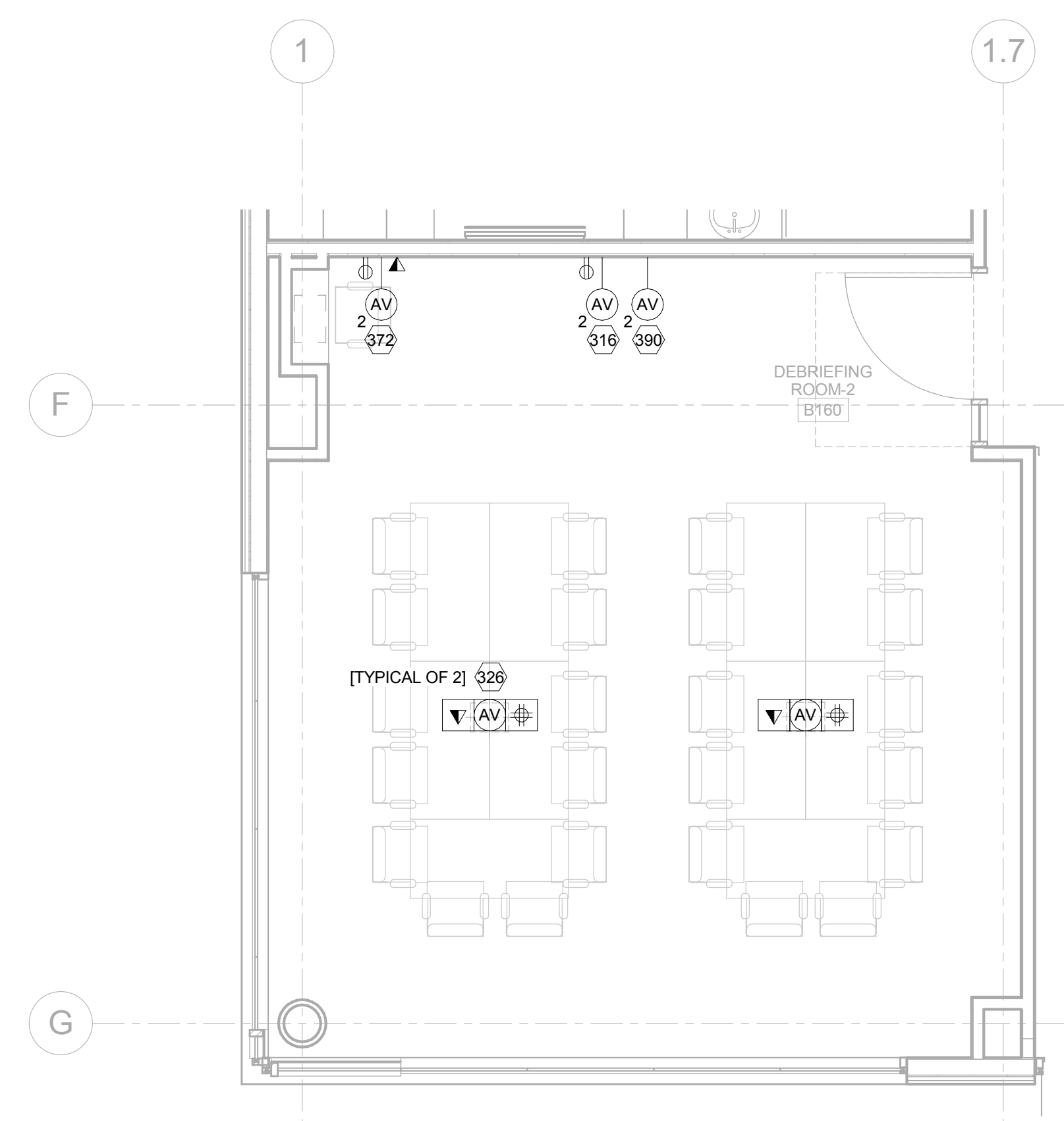


1 DEBRIEFING ROOM #2 160
FLOOR PLAN - AV FACILITIES
1/4" = 1'-0"



4 DEBRIEFING ROOM #2 160
REFLECTED CEILING PLAN - AV ELECTRICAL
1/4" = 1'-0"

SHOWN FOR REFERENCE ONLY



3 DEBRIEFING ROOM #2 160
FLOOR PLAN - AV ELECTRICAL
1/4" = 1'-0"

SHOWN FOR REFERENCE ONLY

- AV FLOOR PLAN FACILITIES NOTES:**
- 116 80" FLAT PANEL DISPLAY - OFCI
 - 126 FLOOR BOX - BY E.C.
 - 172 AV CONNECTION PANEL - OFCI
 - 190 WALL-MOUNTED CAMERA - OFCI
- AV RCP FACILITIES NOTES:**
- 246 CEILING-RECESSED LOUDSPEAKER - OFCI
 - 270 WIRELESS ACCESS POINT - OFCI
 - 280 CEILING MICROPHONE (BOUNDARY LAYER) - OFCI
 - 290 CEILING CAMERA - OFCI
- AV FLOOR PLAN ELECTRICAL NOTES:**
- 116 80" FLAT PANEL DISPLAY - (1) 1" EMT
 - 126 FLOOR BOX - (2) 1-1/4" EMT
 - 172 AV CONNECTION PANEL (ROOM COMPUTER) - (1) 1" EMT
 - 190 WALL-MOUNTED CAMERA - (1) 1" EMT
- AV RCP ELECTRICAL NOTES:**
- 446 CEILING-RECESSED LOUDSPEAKER - (1) 3/4 EMT TO FIRST SPEAKER THEN, - (1) 3/4 EMT BETWEEN LOUDSPEAKERS
 - 479 WIRELESS ACCESS POINT - (1) 3/4 EMT
 - 480 CEILING MICROPHONE - (1) 3/4" EMT
 - 490 CEILING CAMERA - (1) 1" EMT

GENERAL NOTES

- REFER TO TELECOMMUNICATIONS DRAWINGS FOR PRIMARY CABLE PATHWAYS AND CABLE MANAGEMENT INFORMATION.
- STUB ALL AV CONDUIT ABOVE FINISHED CEILING IN AN ACCESSIBLE LOCATION U.O.N. IF AN ACCESSIBLE LOCATION CAN NOT BE PROVIDED STUB CONDUIT TO NEAREST CABLE TRAY.
- NON-CONTINUOUS CABLE SUPPORT IS REQUIRED FOR SECONDARY CABLE PATHWAYS ABOVE ACCESSIBLE CEILINGS.
- ELECTRICAL AND TELECOMMUNICATION SYMBOLS SHOWN FOR INFORMATION AND COORDINATION ONLY.

KEY NOTES

LEGEND

PROJECT NORTH

2	ADDENDUM 2	05/16/2014
1	ADDENDUM 1	02/06/2014
Revisions		Date

CONSULTANTS:

SM&W
SHEN MILSOM WILKE
33 New Montgomery Street
San Francisco, CA 94105
Tel: 415-391-7610
Fax: 415-391-0171

Seals and Signatures

ARCHITECT/ENGINEERS:

CANNONDESIGN
201 Mission Street, Suite 2400, San Francisco, California 94105 415.243.4170
Baltimore ■ Boston ■ Buffalo ■ Calgary ■ Chicago
Houston ■ Los Angeles ■ Mumbai ■ New York ■ Phoenix
St. Louis ■ San Francisco ■ Shanghai ■ Toronto
Vancouver ■ Victoria ■ Washington DC

Drawing Title
**AV SYSTEMS DEBRIEFING ROOM #2
160 ENLARGED PLANS**

Approved: Project Director
Approver

Project Title
VA SIMULATION CENTER

Location
Veterans Affairs Palo Alto Health Care System
3801 Miranda Ave, Palo Alto, CA 94304

Date
JUNE 14, 2013

Checked
SS

Drawn
RM

VA Project Number:
640-385

Building Number:
105

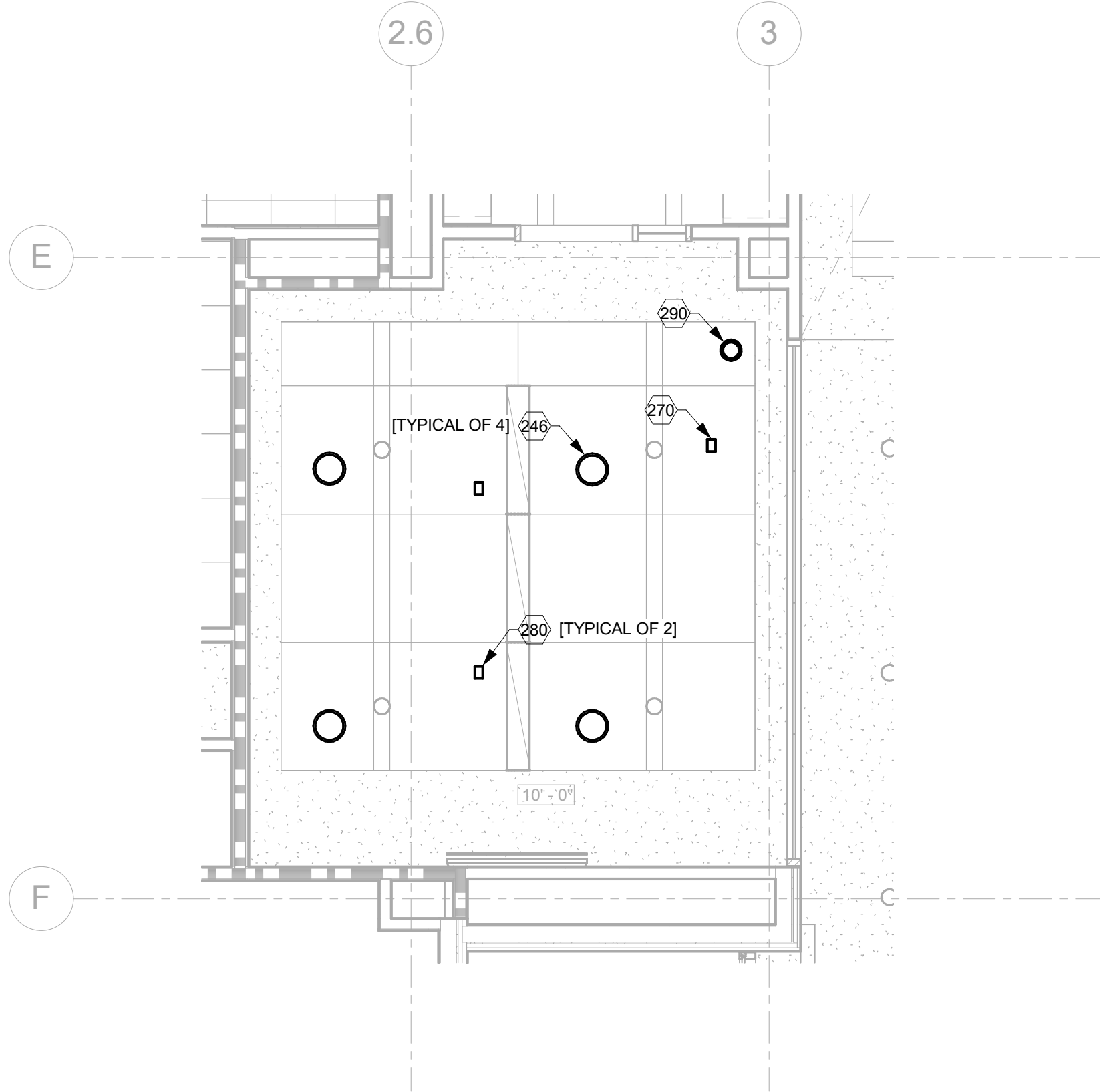
Drawing No.
AV0303

VA PAHCS
Veterans Affairs Palo Alto Health Care System

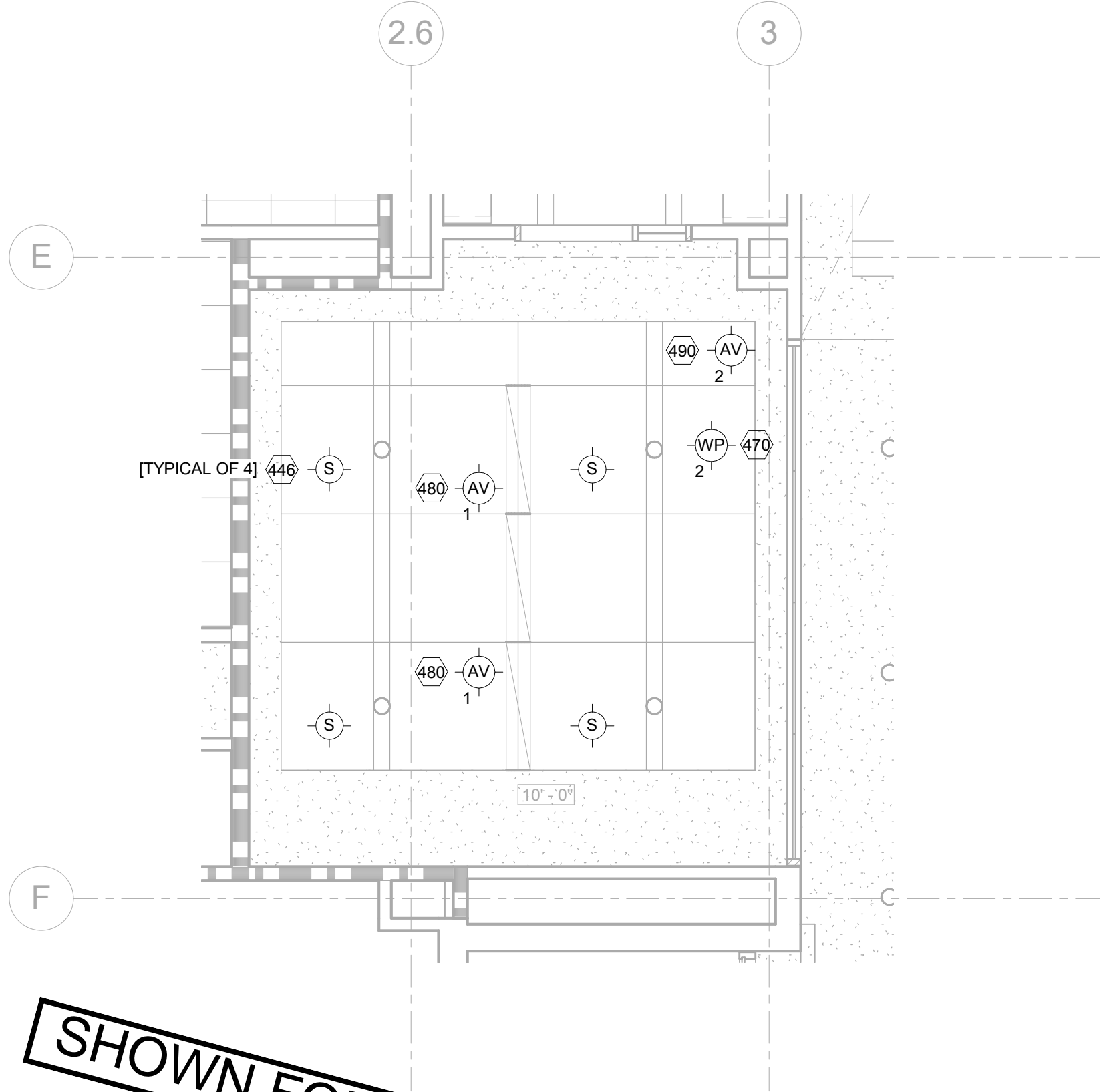
Department of
Veterans Affairs

ISSUE FOR BID

A
three inches = one foot
B
one and one-half inches = one foot
C
one inch = one foot
D
three-quarters inch = one foot
E
one-half inch = one foot
F
three-eighths inch = one foot
one-quarter inch = one foot
one-eighth inch = one foot

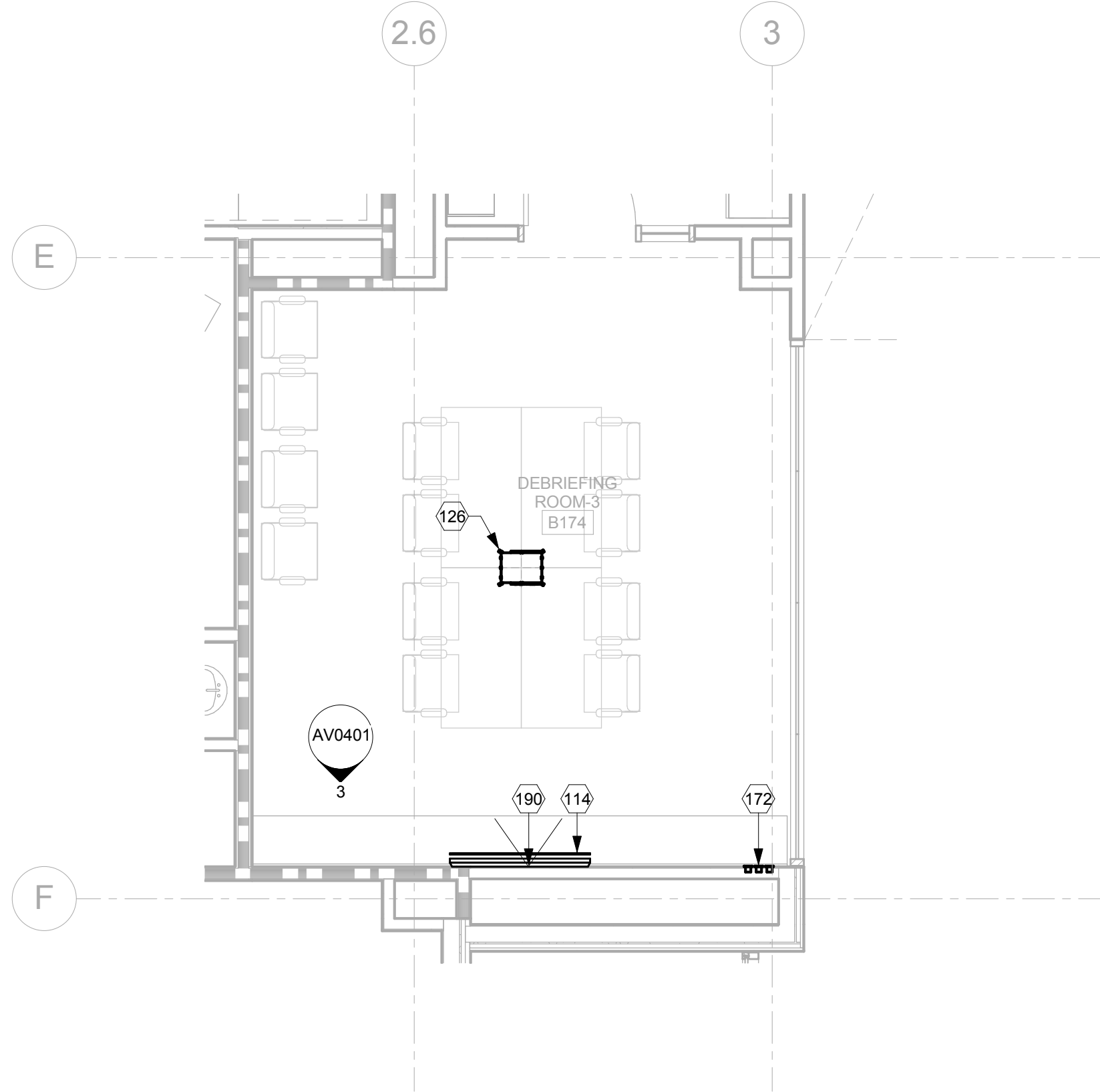


2 DEBRIEFING ROOM #3 174
REFLECTED CEILING PLAN - AV FACILITIES
1/4" = 1'-0"

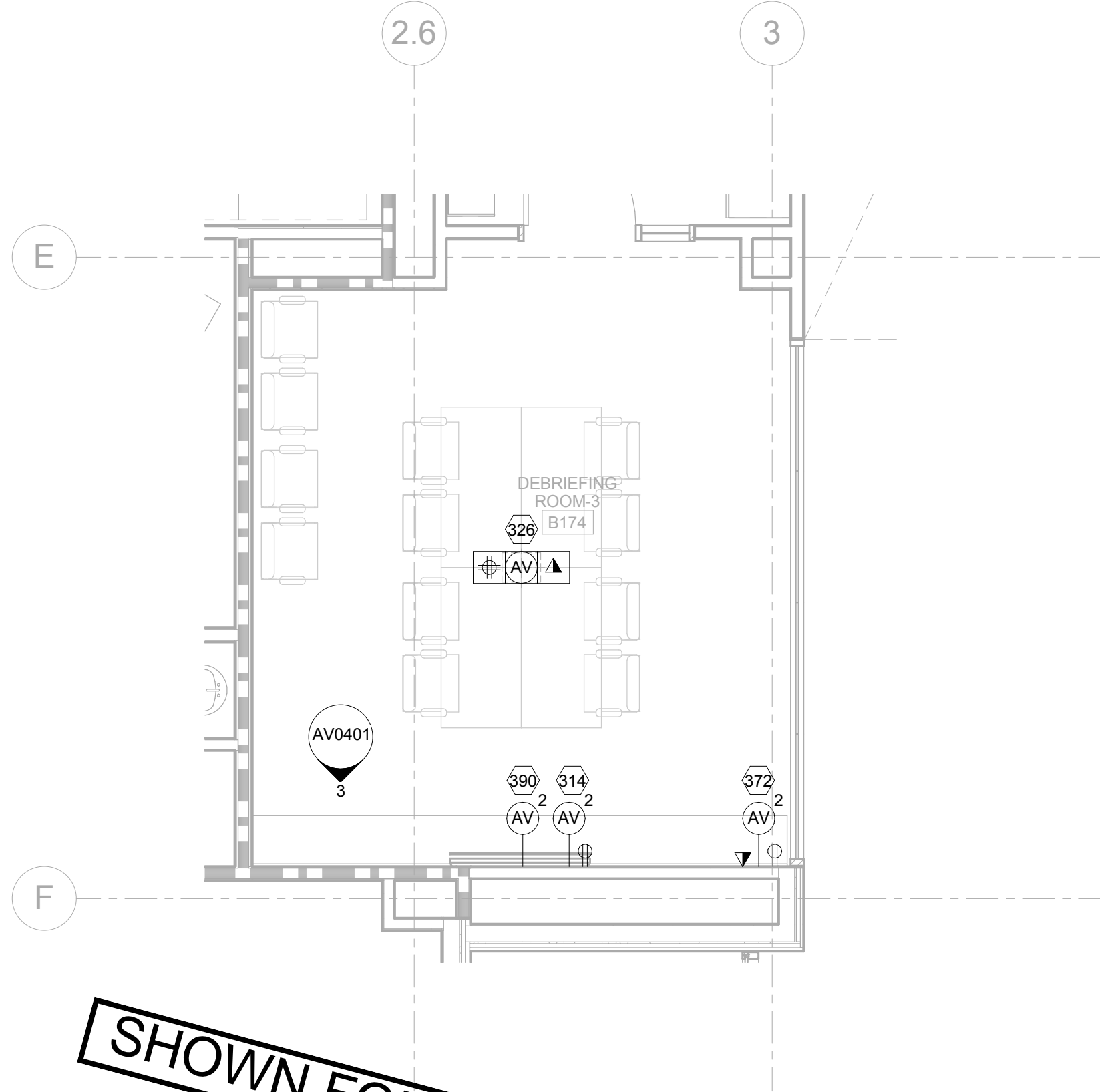


SHOWN FOR REFERENCE ONLY

4 DEBRIEFING ROOM #3 174
REFLECTED CEILING PLAN - AV ELECTRICAL
1/4" = 1'-0"



1 DEBRIEFING ROOM #3 174
FLOOR PLAN - AV FACILITIES
1/4" = 1'-0"



SHOWN FOR REFERENCE ONLY

3 DEBRIEFING ROOM #3 174
FLOOR PLAN - AV ELECTRICAL
1/4" = 1'-0"

AV FLOOR PLAN FACILITIES NOTES:

- 114 60" FLAT PANEL DISPLAY - OFCI
- 126 FLOOR BOX - BY E.C.
- 172 AV CONNECTION PANEL - OFCI
- 190 WALL-MOUNTED CAMERA - OFCI

AV RCP FACILITIES NOTES:

- 246 CEILING-RECESSED LOUDSPEAKER - OFCI
- 270 WIRELESS ACCESS POINT - OFCI
- 280 CEILING MICROPHONE (BOUNDARY LAYER) - OFCI
- 290 CEILING CAMERA - OFCI

AV FLOOR PLAN ELECTRICAL NOTES:

- 114 60" FLAT PANEL DISPLAY
- (1) 1" EMT
- 126 FLOOR BOX
- (2) 1-1/4" EMT
- 172 AV CONNECTION PANEL
- (1) 1" EMT
- 190 WALL-MOUNTED CAMERA
- (1) 1" EMT

AV RCP ELECTRICAL NOTES:

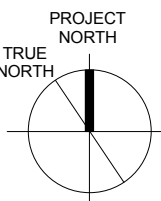
- 446 CEILING-RECESSED LOUDSPEAKER
- (1) 3/4 EMT TO FIRST SPEAKER THEN,
- (1) 3/4 EMT BETWEEN LOUDSPEAKERS
- 479 WIRELESS ACCESS POINT
- (1) 3/4" EMT
- 480 CEILING MICROPHONE
- (1) 3/4" EMT
- 490 CEILING CAMERA
- (1) 1" EMT

GENERAL NOTES

- REFER TO TELECOMMUNICATIONS DRAWINGS FOR PRIMARY CABLE PATHWAYS AND CABLE MANAGEMENT INFORMATION.
- STUB ALL AV CONDUIT ABOVE FINISHED CEILING IN AN ACCESSIBLE LOCATION U.O.N. IF AN ACCESSIBLE LOCATION CAN NOT BE PROVIDED STUB CONDUIT TO NEAREST CABLE TRAY.
- NON-CONTINUOUS CABLE SUPPORT IS REQUIRED FOR SECONDARY CABLE PATHWAYS ABOVE ACCESSIBLE CEILINGS.
- ELECTRICAL AND TELECOMMUNICATION SYMBOLS SHOWN FOR INFORMATION AND COORDINATION ONLY.

KEY NOTES

LEGEND



ISSUE FOR BID

Revisions	Date
2 ADDENDUM 2	05/16/2014
1 ADDENDUM 1	02/06/2014

CONSULTANTS:



Seals and Signatures

ARCHITECT/ENGINEERS:



201 Mission Street, Suite 2400, San Francisco, California 94105 415.243.4170
Baltimore ■ Boston ■ Buffalo ■ Calgary ■ Chicago
Houston ■ Los Angeles ■ Mumbai ■ New York ■ Phoenix
St. Louis ■ San Francisco ■ Shanghai ■ Toronto
Vancouver ■ Victoria ■ Washington DC

Drawing Title

AV SYSTEMS DEBRIEFING ROOM #3
174 ENLARGED PLANS

Approved: Project Director
Approver

Project Title

VA SIMULATION CENTER

Location

Veterans Affairs Palo Alto Health Care System
3801 Miranda Ave, Palo Alto, CA 94304

Date

JUNE 14, 2013

Checked

SS

Drawn

RM

Drawing No.

AV0304

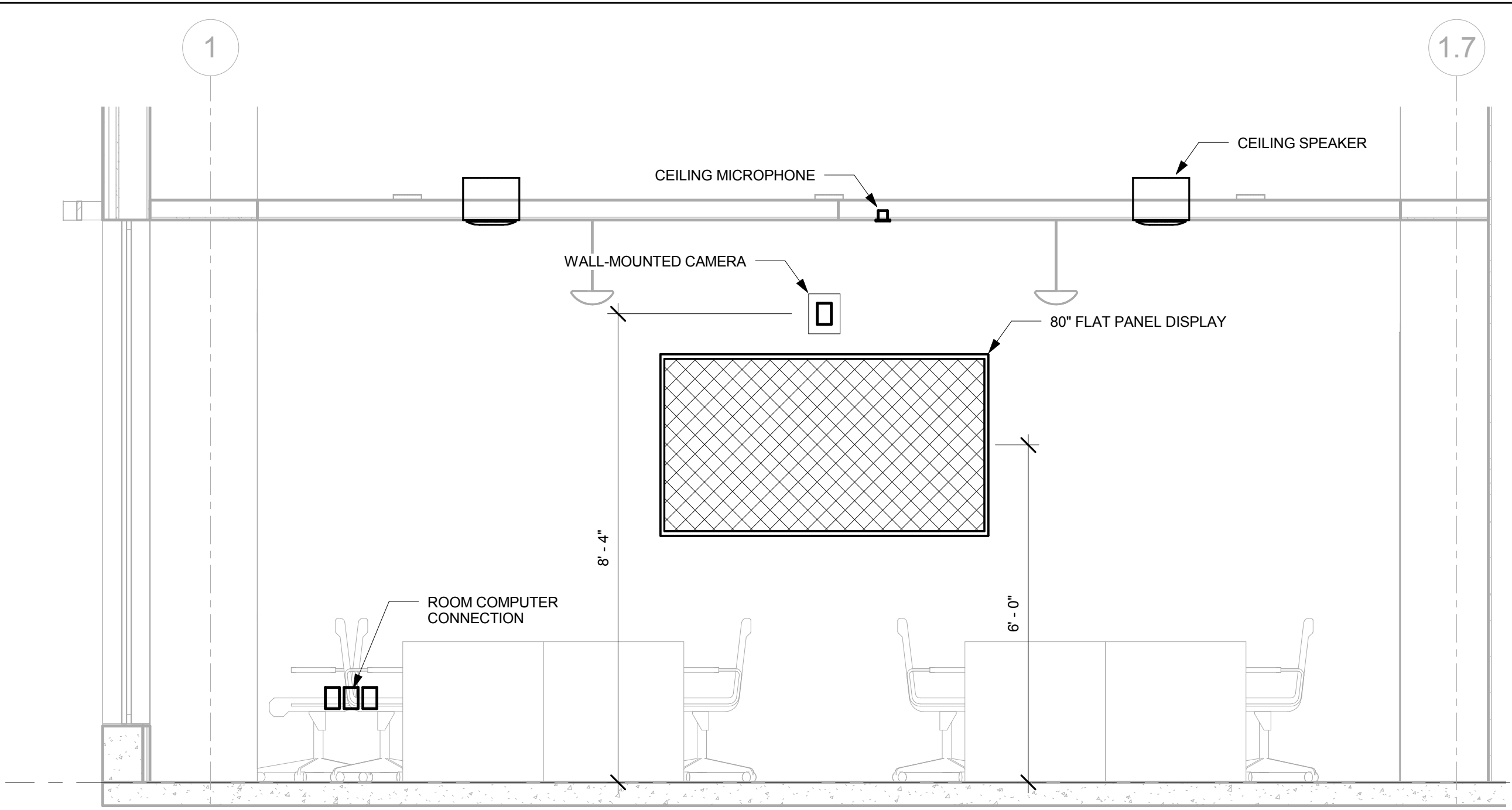
VA Project Number:
640-385

Building Number:
105

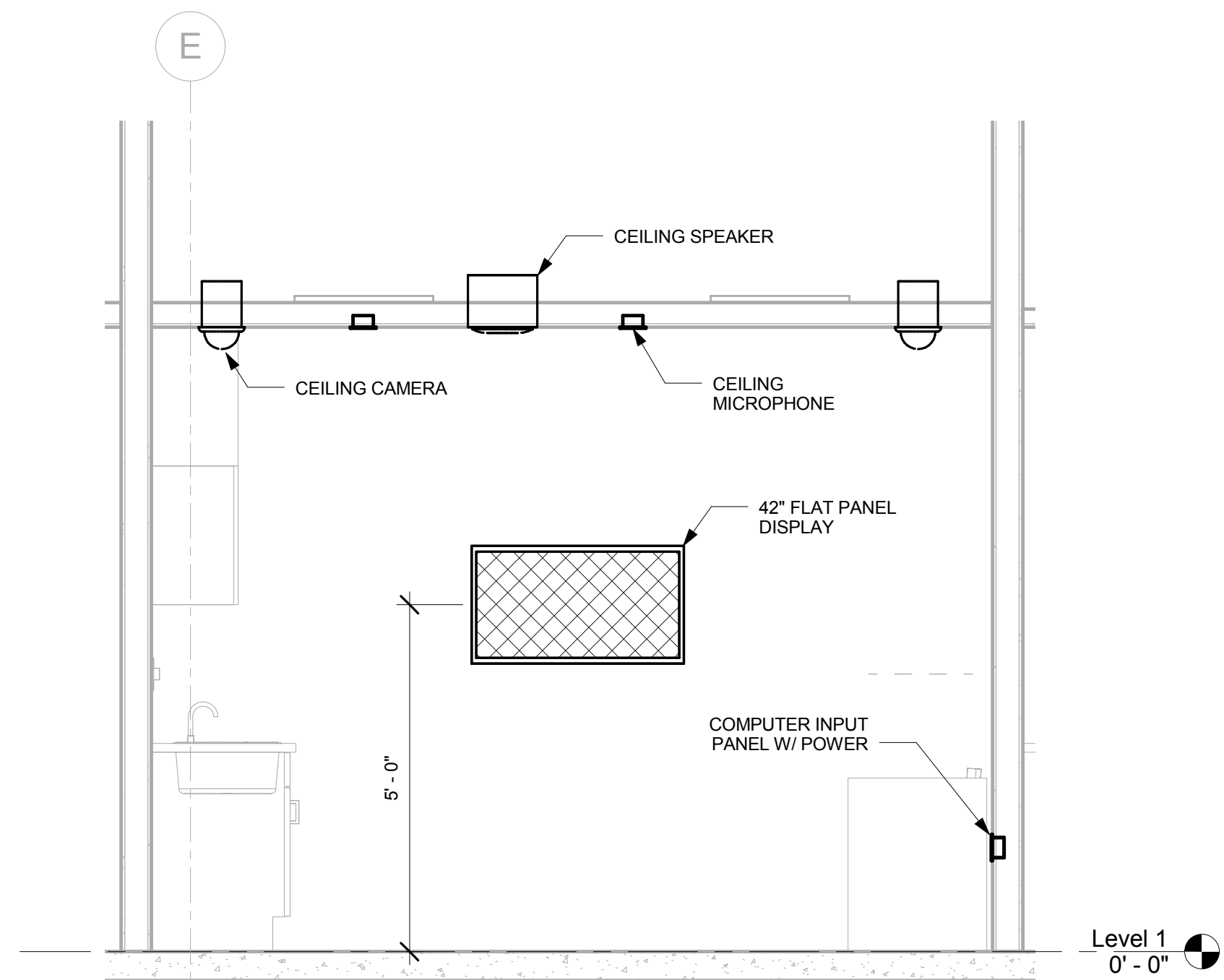


A
B
C
D
E
F

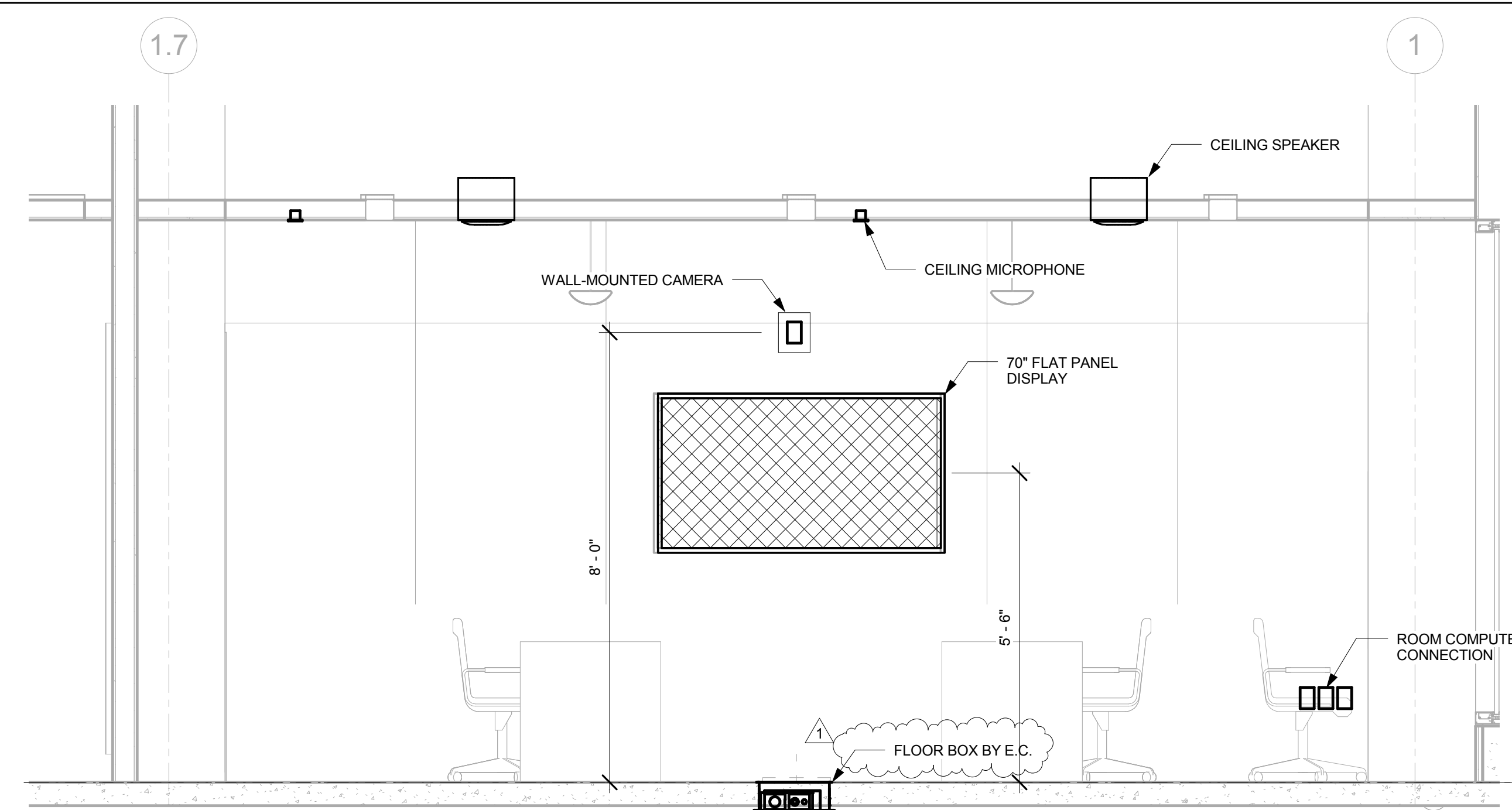
three inches = one foot
one and one-half inches = one foot
one inch = one foot
three-quarters inch = one foot
one-half inch = one foot
three-eighths inch = one foot
one-quarter inch = one foot
one-eighth inch = one foot



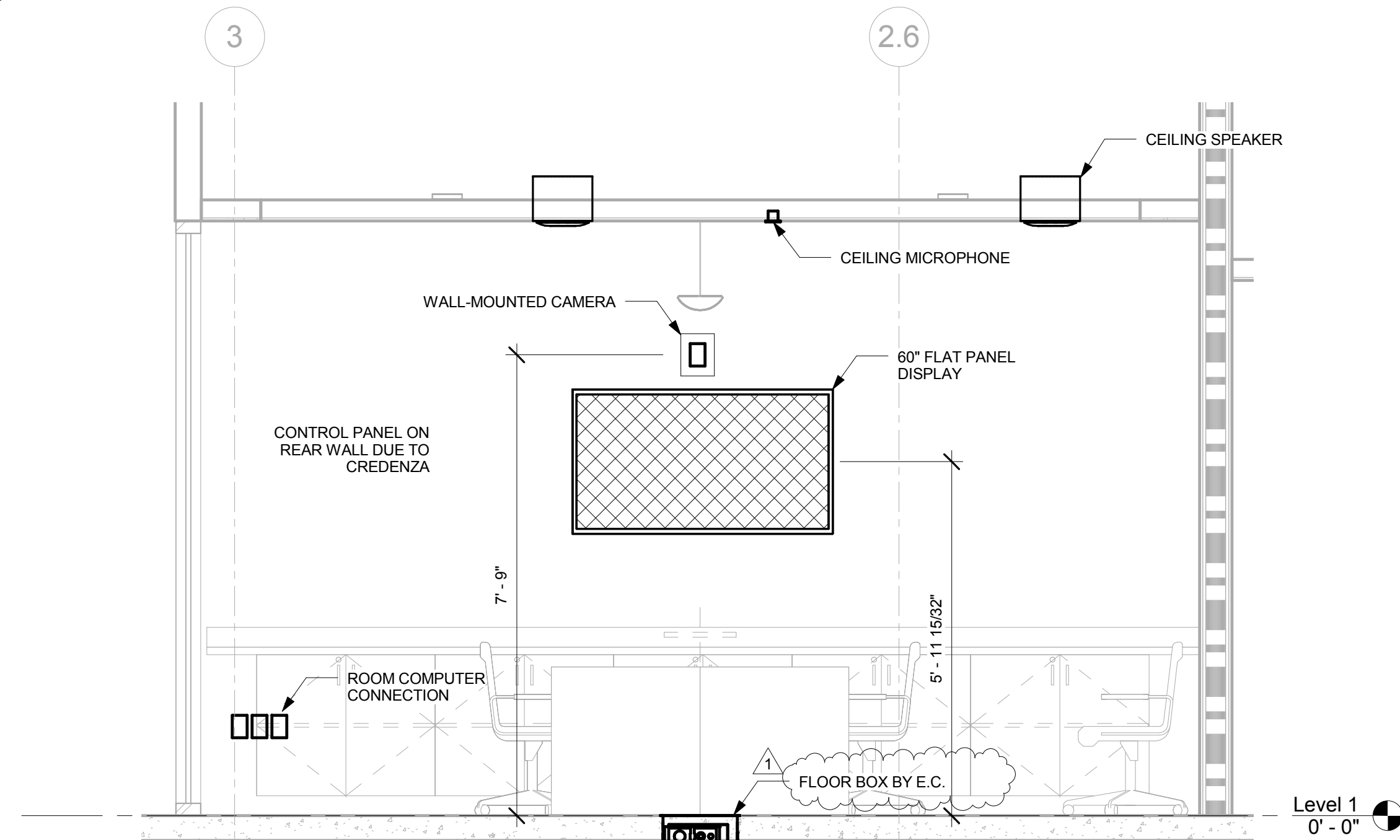
2
DEBRIEFING ROOM #2 160
FRONT WALL ELEVATION
1/2" = 1'-0"



4
CLINIC ROOM 173
FRONT WALL ELEVATION
1/2" = 1'-0"



1
DEBRIEFING ROOM #1 151
FRONT WALL ELEVATION
1/2" = 1'-0"



3
DEBRIEFING ROOM #3 174
FRONT WALL ELEVATION
1/2" = 1'-0"

GENERAL NOTES

KEY NOTES

LEGEND

ISSUE FOR BID

Revisions	Date
1 ADDENDUM 2	05/16/2014

CONSULTANTS:



SHEN MILSOM WILKE
33 New Montgomery Street
San Francisco, CA 94105
Tel: 415-391-7610
Fax: 415-391-0171

Seals and Signatures

ARCHITECT/ENGINEERS:



201 Mission Street, Suite 2400, San Francisco, California 94105 415.243.4170

Baltimore ■ Boston ■ Buffalo ■ Calgary ■ Chicago
Houston ■ Los Angeles ■ Mumbai ■ New York ■ Phoenix
St. Louis ■ San Francisco ■ Shanghai ■ Toronto
Vancouver ■ Victoria ■ Washington DC

Drawing Title
AV SYSTEMS ELEVATIONS

Approved: Project Director
Approver

Project Title
VA SIMULATION CENTER

Location
Veterans Affairs Palo Alto Health Care System
3801 Miranda Ave, Palo Alto, CA 94304

Date
JUNE 14, 2013


Checked
SS

Drawn
RM

VA Project Number:
640-385

Building Number:
105

Drawing No.
AV0401

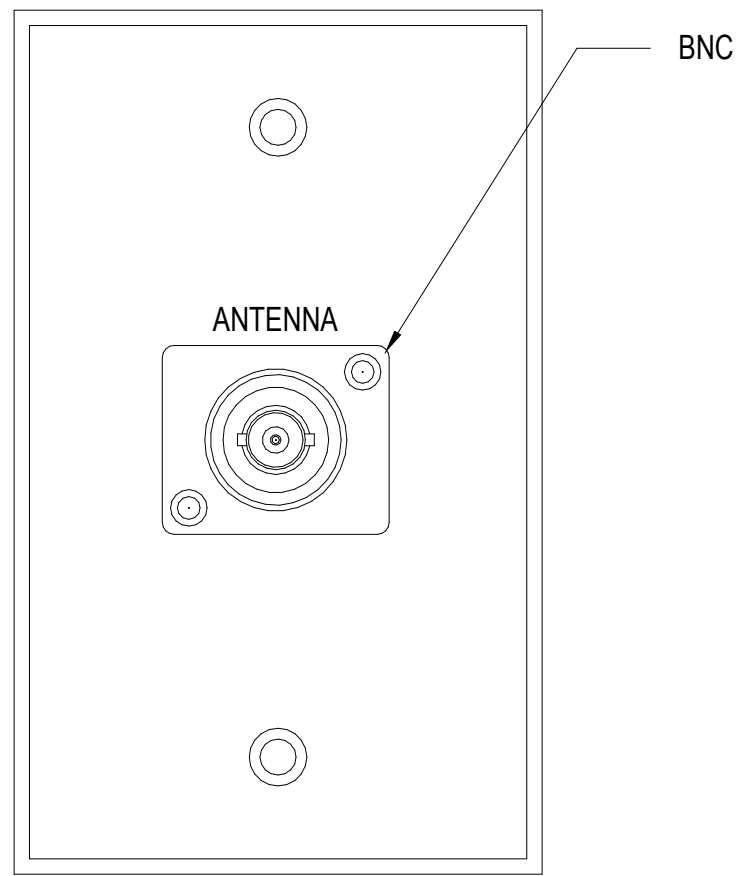


Department of
Veterans Affairs

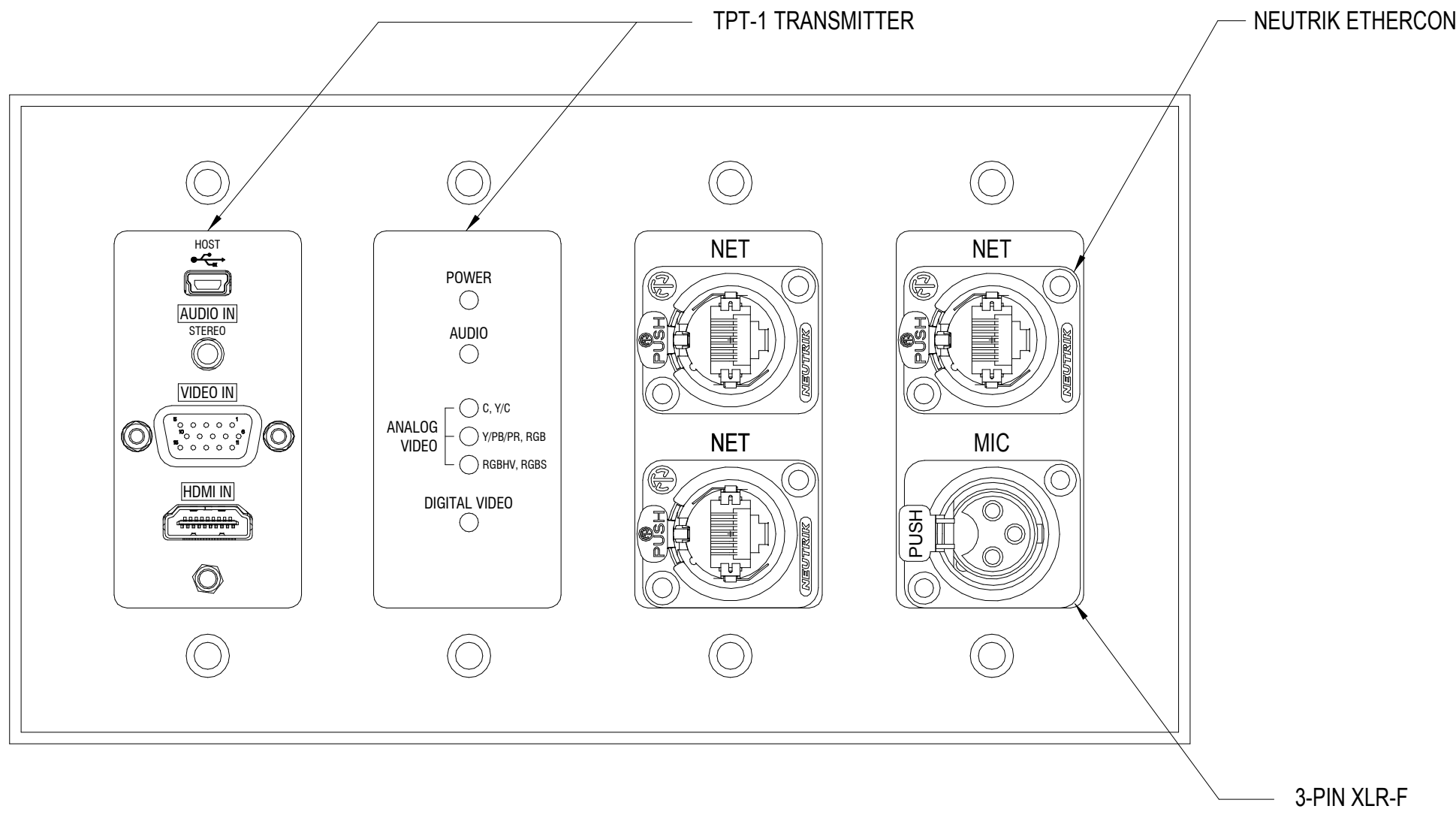
A
B
C
D
E
F

three inches = one foot
one and one-half inches = one foot
one inch = one foot
three-quarters inch = one foot
one-half inch = one foot
three-eighths inch = one foot
one-quarter inch = one foot
one-eighth inch = one foot

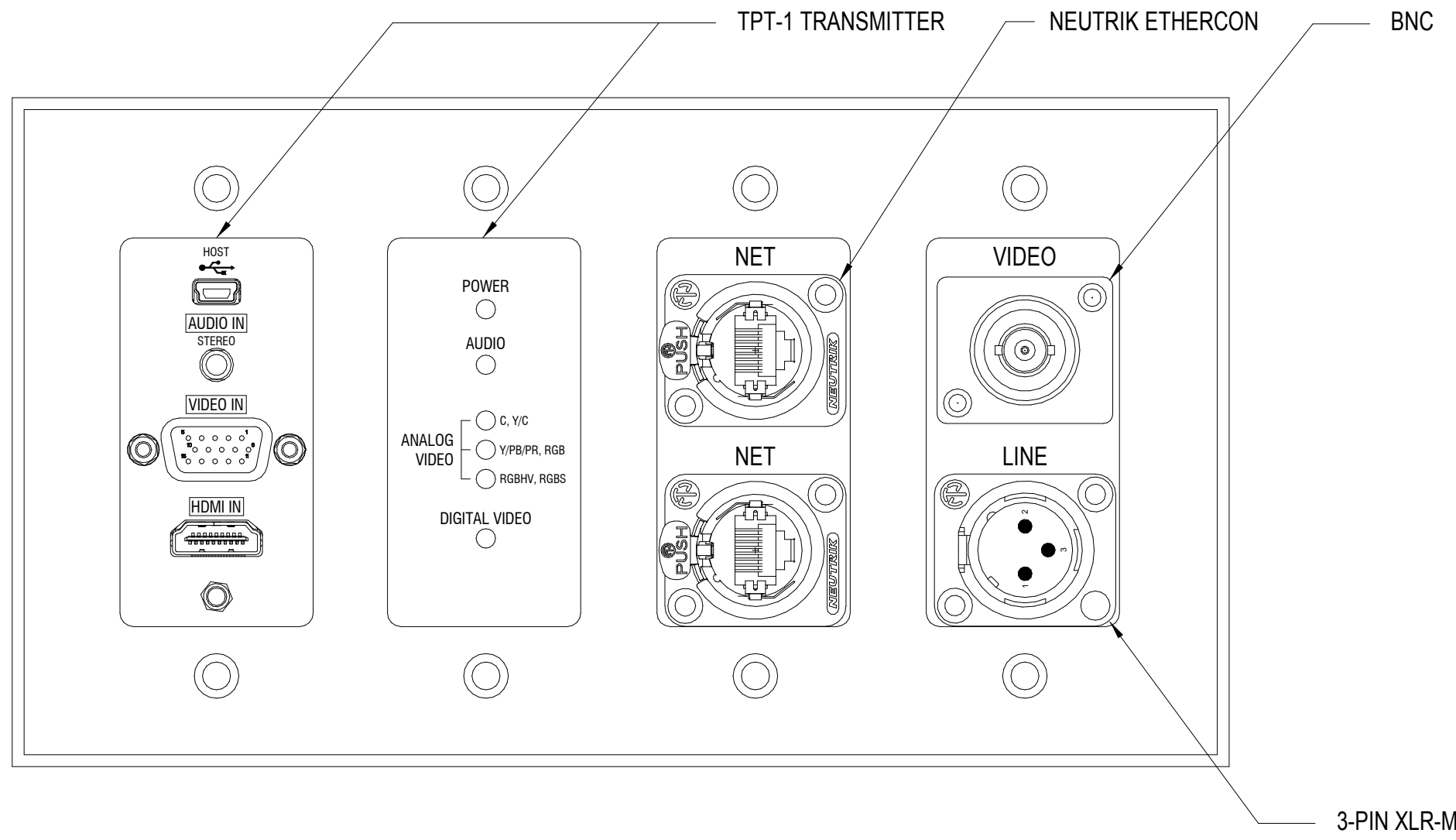
1 2 3 4 5 6 7 8 9 10



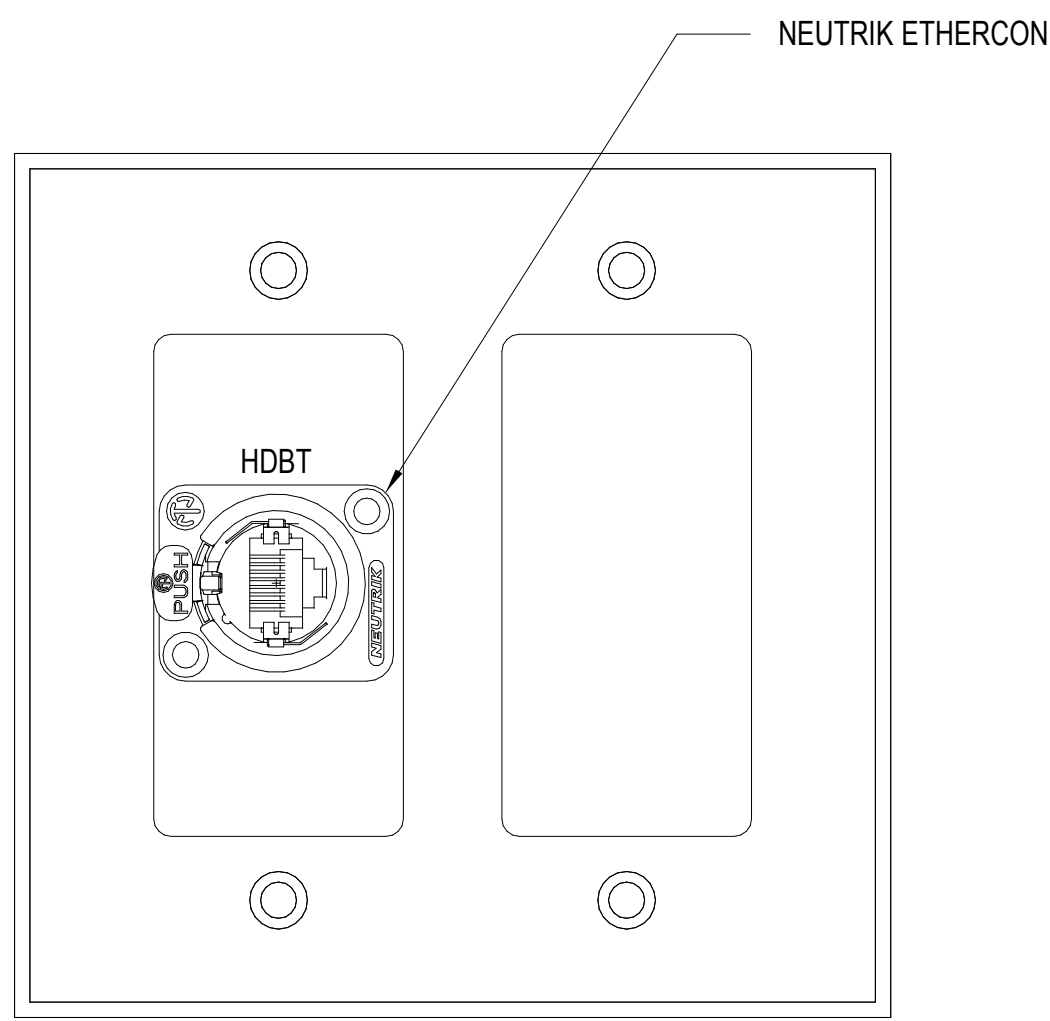
3 CPT-3
CUSTOM PLATE DETAIL
SCALE: 1"=1"



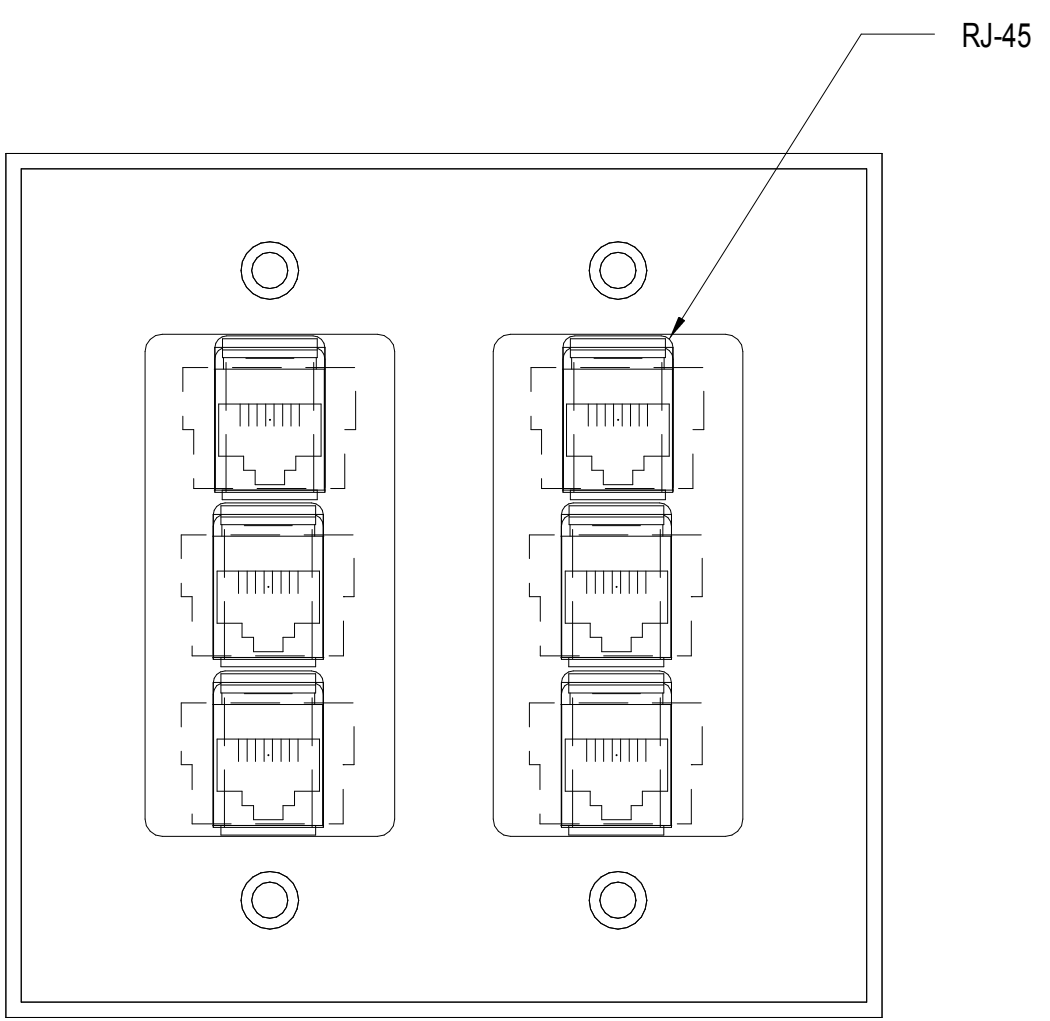
2 CPT-2
CUSTOM PLATE DETAIL
SCALE: 1"=1"



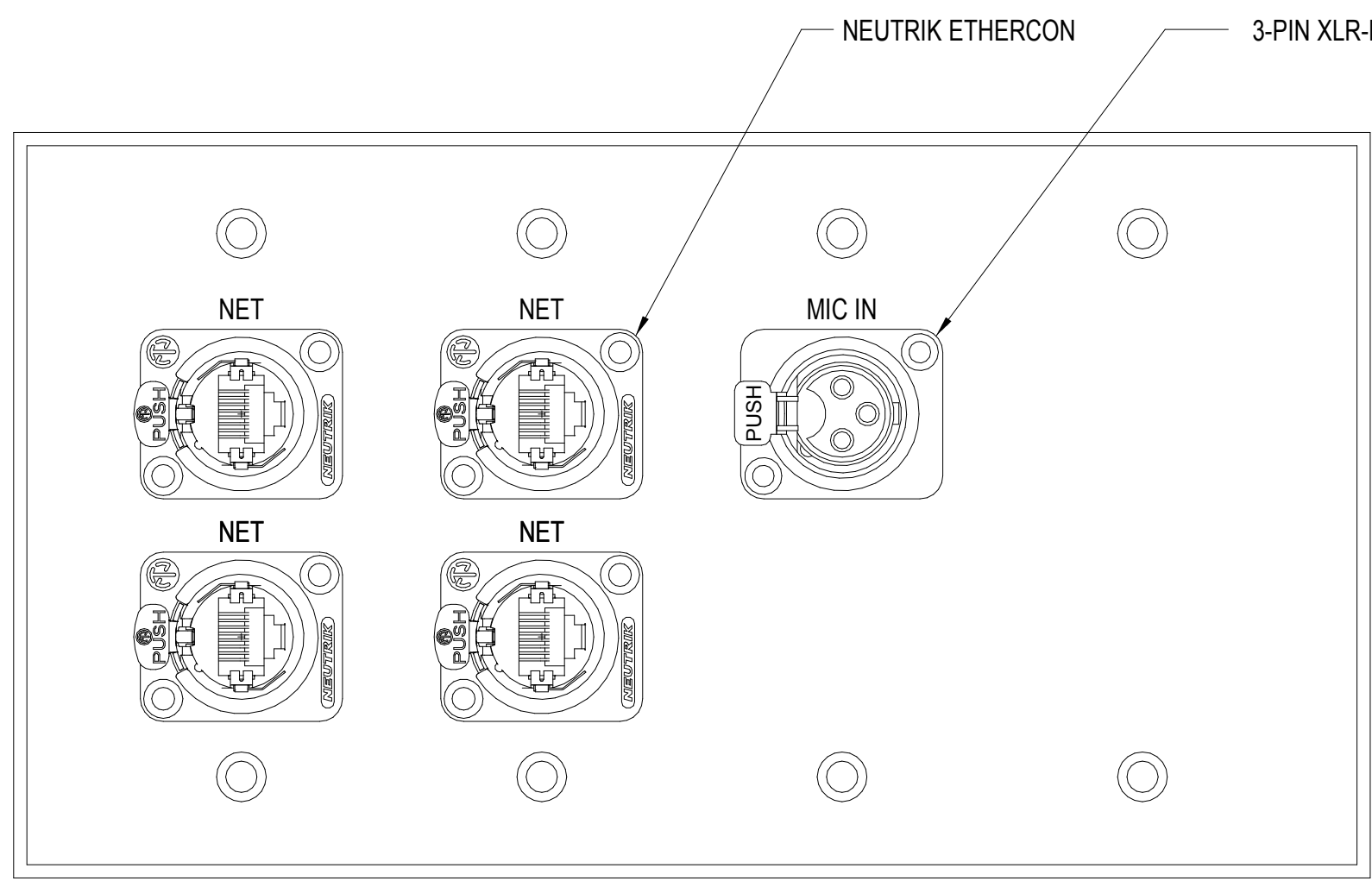
1 CPT-1
CUSTOM PLATE DETAIL
SCALE: 1"=1"



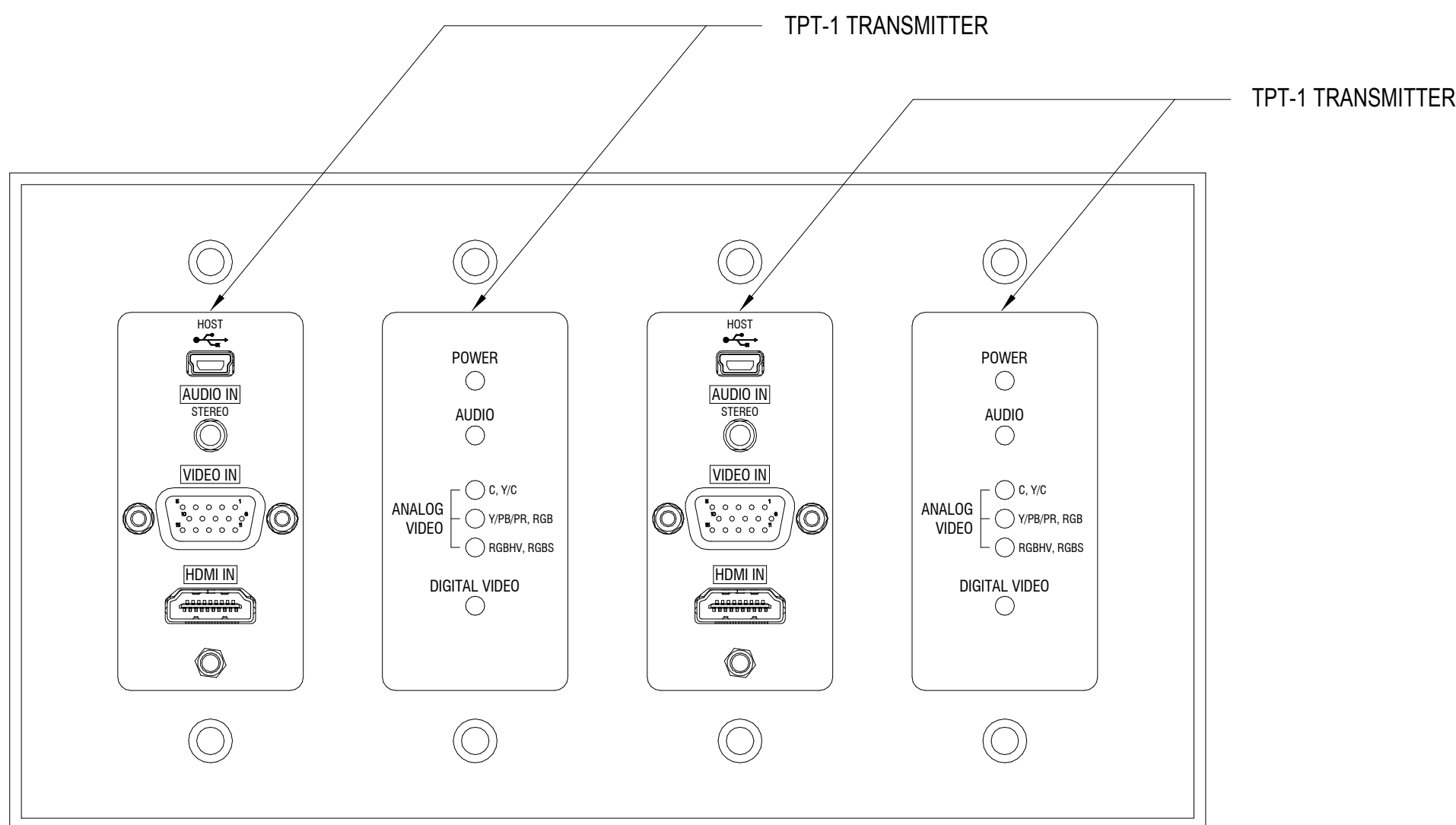
6 CPT-6
CUSTOM PLATE DETAIL
SCALE: 1"=1"



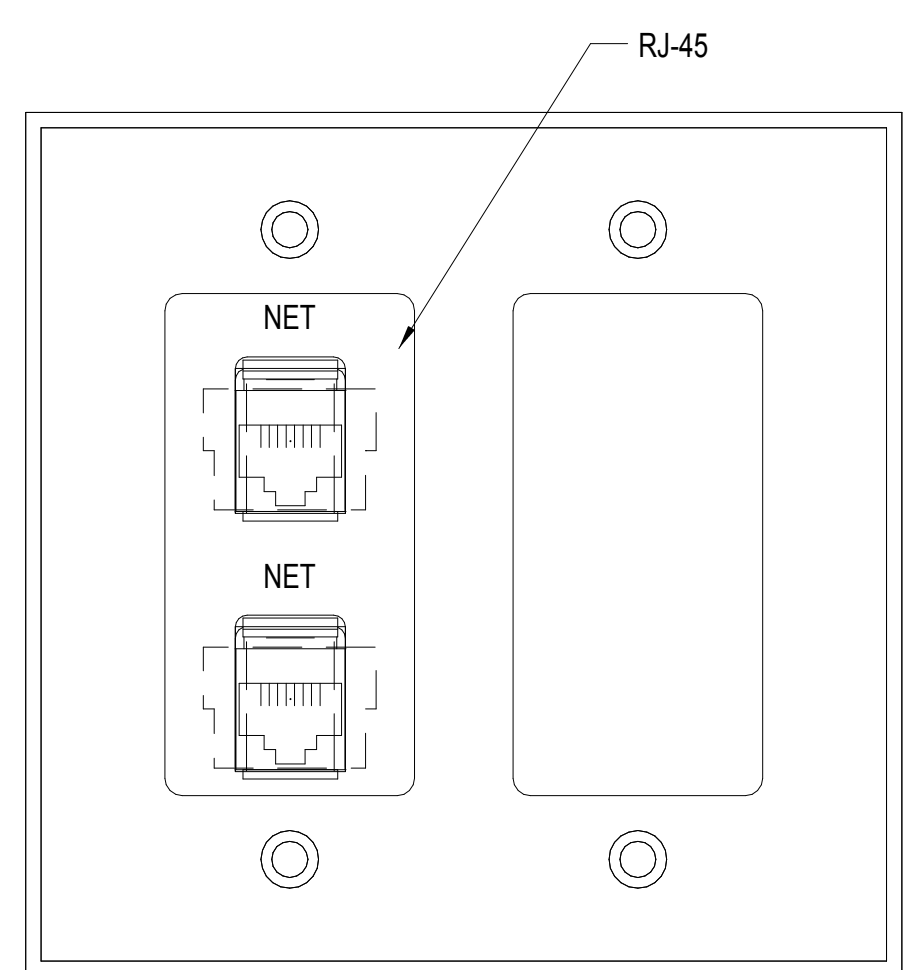
5 CPT-5
CUSTOM PLATE DETAIL
SCALE: 1"=1"



4 CPT-4
CUSTOM PLATE DETAIL
SCALE: 1"=1"



8 CPT-8
CUSTOM PLATE DETAIL
SCALE: 1"=1"



7 CPT-7
CUSTOM PLATE DETAIL
SCALE: 1"=1"

NOTE:
ALL HARDWARE COMPONENTS
INDICATED ON THIS SHEET SHALL
BE OWNER FURNISHED
CONTRACTOR INSTALLED (OFCI)

GENERAL NOTES

KEY NOTES

LEGEND

ISSUE FOR BID

2	ADDENDUM 2	05/16/2014
1	ADDENDUM 1	02/06/2014
Revisions		Date

CONSULTANTS:



Seals and Signatures

ARCHITECT/ENGINEERS:



Baltimore ■ Boston ■ Buffalo ■ Calgary ■ Chicago
Houston ■ Los Angeles ■ Mumbai ■ New York ■ Phoenix
St. Louis ■ San Francisco ■ Shanghai ■ Toronto
Vancouver ■ Victoria ■ Washington DC

Drawing Title
AV SYSTEMS DETAILS

Approved: Project Director
Approver

Project Title
VA SIMULATION CENTER

Location
Veterans Affairs Palo Alto Health Care System
3801 Miranda Ave, Palo Alto, CA 94304

Date
JUNE 14, 2013

Checked
SS

Drawn
RM

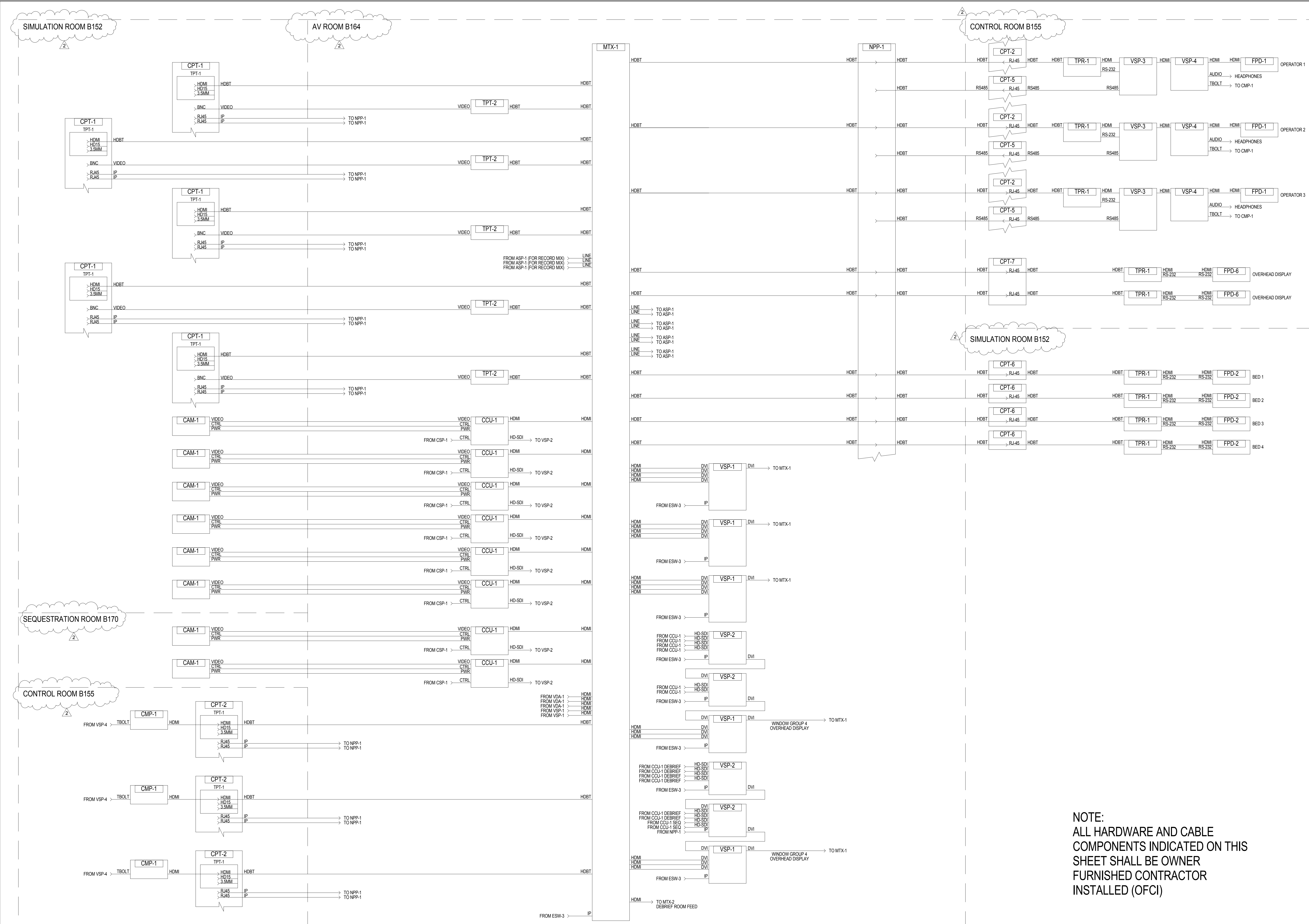
VA Project Number:
640-385
Building Number:
105

Drawing No.
AV0500



1 2 3 4 5 6 7 8 9 10

A
three inches = one foot
B
one and one-half inches = one foot
C
one inch = one foot
D
three-quarters inch = one foot
E
one-half inch = one foot
F
three-eighths inch = one foot
G
one-quarter inch = one foot
H
one-eighth inch = one foot



NOTE:
ALL HARDWARE AND CABLE
COMPONENTS INDICATED ON THIS
SHEET SHALL BE OWNER
FURNISHED CONTRACTOR
INSTALLED (OFCI)

GENERAL NOTES

KEY NOTES

LEGEND

ISSUE FOR BID

Revisions	Date
2 ADDENDUM 2	05/16/2014
1 ADDENDUM 1	02/06/2014

CONSULTANTS:

SHEN MILSOM WILKE
33 New Montgomery Street
San Francisco, CA 94105
Tel: 415-391-7610
Fax: 415-391-0171

Seals and Signatures

ARCHITECT/ENGINEERS:

201 Mission Street, Suite 2400, San Francisco, California 94105 415.243.4170

Baltimore ■ Boston ■ Buffalo ■ Calgary ■ Chicago
Houston ■ Los Angeles ■ Mumbai ■ New York ■ Phoenix
St. Louis ■ San Francisco ■ Shanghai ■ Toronto
Vancouver ■ Victoria ■ Washington DC

Drawing Title
AV SYSTEMS LARGE SIMULATION
ROOM VIDEO FUNCTIONAL DIAGRAM

Approved: Project Director
Approver

Project Title
VA SIMULATION CENTER

Location
Veterans Affairs Palo Alto Heath Care System
3801 Miranda Ave, Palo Alto, CA 94304

Date
JUNE 14, 2013

Checked
SS

Drawn
RM


VA Project Number:
640-385

Building Number:
105

Drawing No.
AV0600

VA PAHCS
Veterans Affairs Palo Alto Health Care System

A
three inches = one foot
one and one-half inches = one foot
B
one inch = one foot
C
one inch = one foot
D
three-quarters inch = one foot
E
one-half inch = one foot
F
three-eighths inch = one foot
one-quarter inch = one foot
one-eighth inch = one foot



NOTE:
ALL HARDWARE AND CABLE
COMPONENTS INDICATED ON THIS
SHEET SHALL BE OWNER
FURNISHED CONTRACTOR
INSTALLED (OFCI)

GENERAL NOTES

KEY NOTES

LEGEND

ISSUE FOR BID

2	ADDENDUM 2	05/16/2014
1	ADDENDUM 1	02/06/2014
Revisions		Date

CONSULTANTS:



Seals and Signatures

ARCHITECT/ENGINEERS:



201 Mission Street, Suite 2400, San Francisco, California 94105 415.243.4170

Baltimore ■ Boston ■ Buffalo ■ Calgary ■ Chicago
Houston ■ Los Angeles ■ Mumbai ■ New York ■ Phoenix
St. Louis ■ San Francisco ■ Shanghai ■ Toronto
Vancouver ■ Victoria ■ Washington DC

Drawing Title

AV SYSTEMS LARGE SIMULATION
ROOM AUDIO FUNCTIONAL DIAGRAM

Approved: Project Director
Approver

Project Title

VA SIMULATION CENTER

Location

Veterans Affairs Palo Alto Heath Care System
3801 Miranda Ave, Palo Alto, CA 94304

Date

JUNE 14, 2013

Checked

SS

Drawn

RM

VA Project Number:

640-385

Building Number:

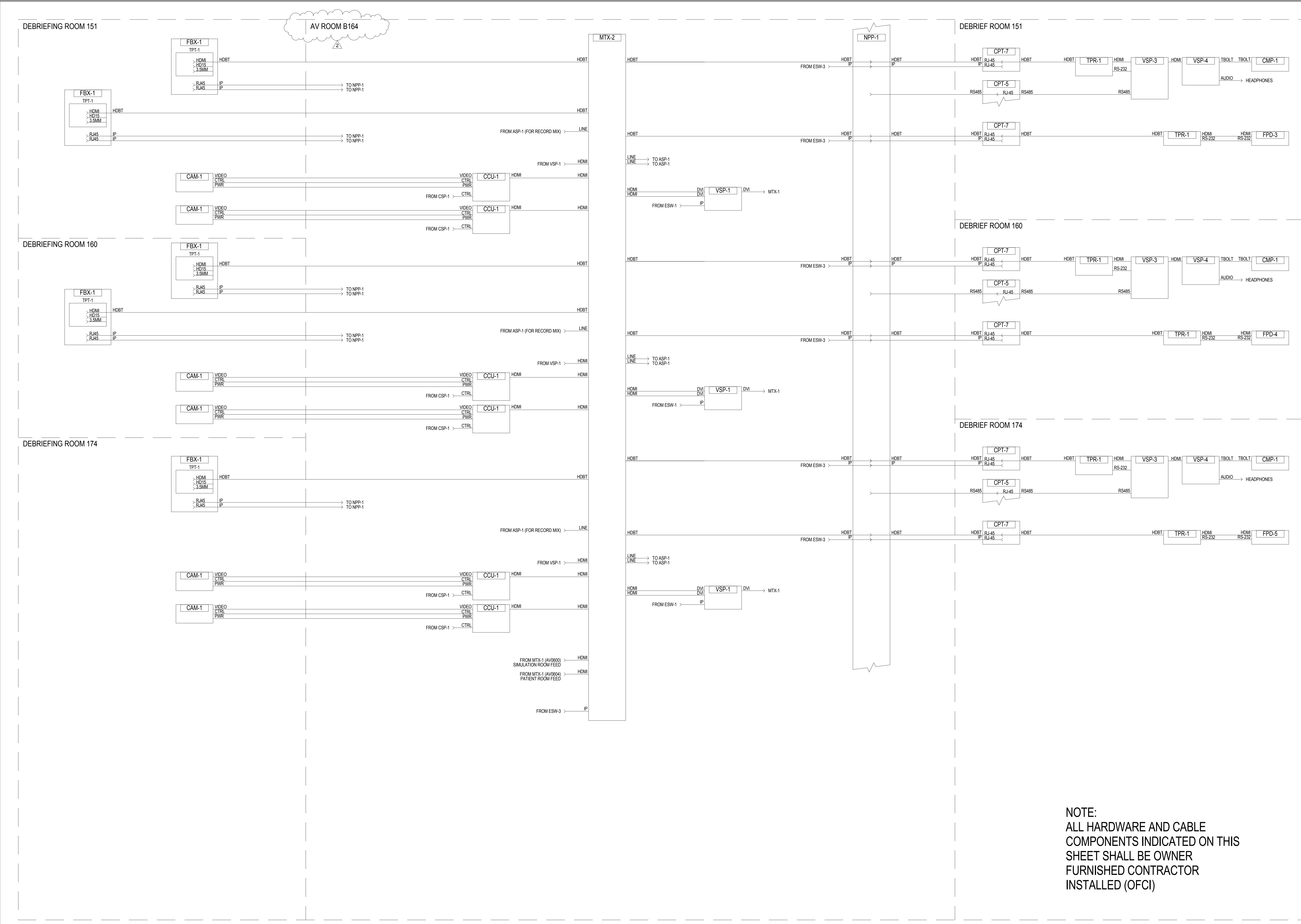
105

Drawing No.

AV0601



A
three inches = one foot
B
one and one-half inches = one foot
C
one inch = one foot
D
three-quarters inch = one foot
E
one-half inch = one foot
F
three-eighths inch = one foot
one-quarter inch = one foot
one-eighth inch = one foot



NOTE:
ALL HARDWARE AND CABLE
COMPONENTS INDICATED ON THIS
SHEET SHALL BE OWNER
FURNISHED CONTRACTOR
INSTALLED (OFCI)

GENERAL NOTES

KEY NOTES

LEGEND

ISSUE FOR BID

2	ADDENDUM 2	05/16/2014
1	ADDENDUM 1	02/06/2014
Revisions		Date

CONSULTANTS:

SM&W
SHEN MILSOM WILKE
33 New Montgomery Street
San Francisco, CA 94105
Tel: 415-391-7610
Fax: 415-391-0171

Seals and Signatures

ARCHITECT/ENGINEERS:



201 Mission Street, Suite 2400, San Francisco, California 94105 415.243.4170
Baltimore ■ Boston ■ Buffalo ■ Calgary ■ Chicago
Houston ■ Los Angeles ■ Mumbai ■ New York ■ Phoenix
St. Louis ■ San Francisco ■ Shanghai ■ Toronto
Vancouver ■ Victoria ■ Washington DC

Drawing Title
**AV SYSTEMS DEBRIEFING ROOMS
VIDEO FUNCTIONAL DIAGRAM**

Approved: Project Director
Approver

Project Title
VA SIMULATION CENTER

Location
Veterans Affairs Palo Alto Heath Care System
3801 Miranda Ave, Palo Alto, CA 94304

VA Project Number:
640-385

Building Number:
105

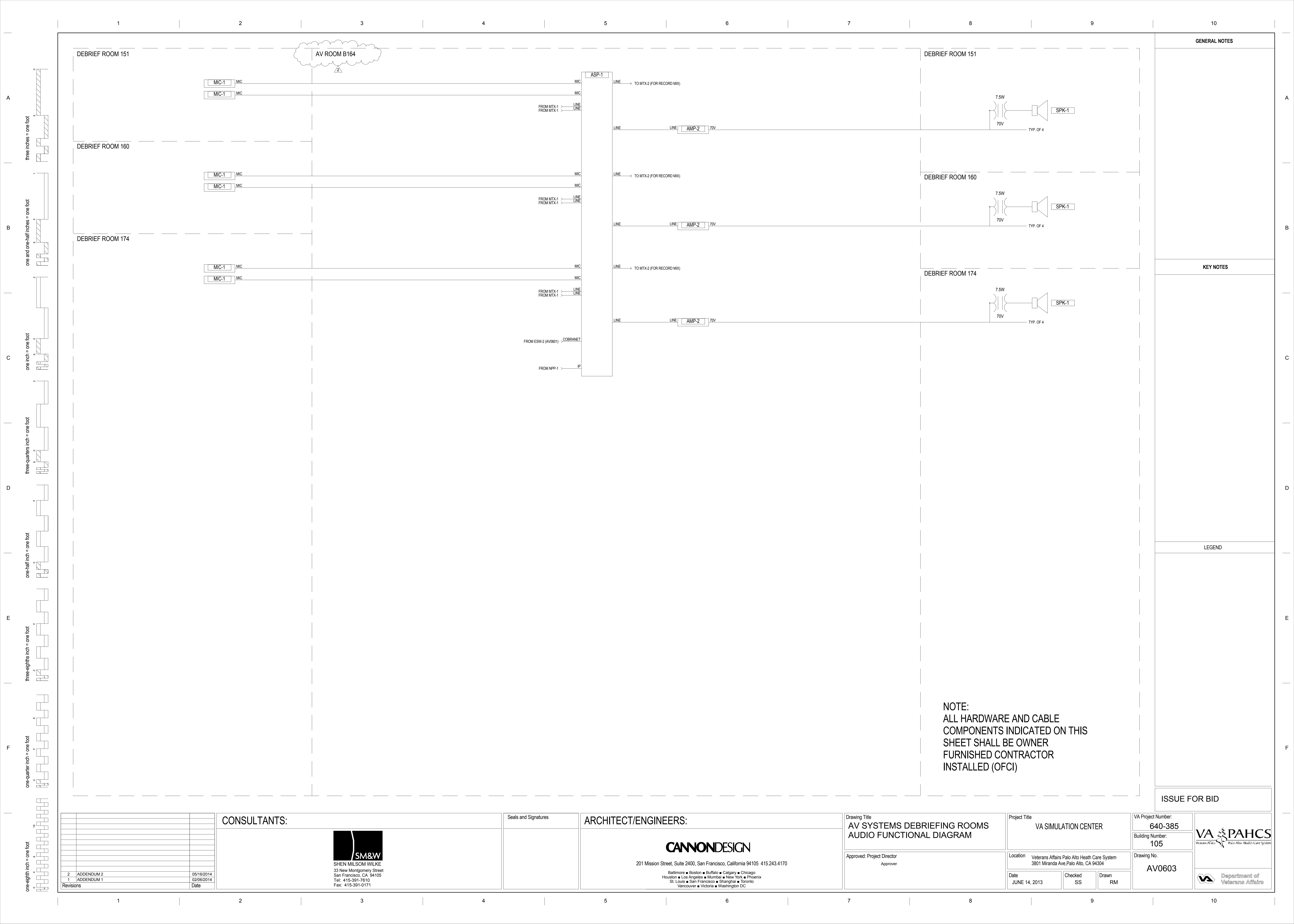
Drawing No.
AV0602

Date
JUNE 14, 2013


Checked
SS

Drawn
RM

VA PAHCS
Veterans Affairs Palo Alto Health Care System
Department of
Veterans Affairs



A
three inches = one foot
B
one and one-half inches = one foot
C
one inch = one foot
D
three-quarters inch = one foot
E
one-half inch = one foot
F
three-eighths inch = one foot
one-quarter inch = one foot
one-eighth inch = one foot



NOTE:
ALL HARDWARE AND CABLE
COMPONENTS INDICATED ON THIS
SHEET SHALL BE OWNER
FURNISHED CONTRACTOR
INSTALLED (OFCI)

GENERAL NOTES

KEY NOTES

LEGEND

ISSUE FOR BID

2	ADDENDUM 2	05/16/2014
1	ADDENDUM 1	02/06/2014
Revisions		Date

CONSULTANTS:

SM&W
SHEN MILSOM WILKE
33 New Montgomery Street
San Francisco, CA 94105
Tel: 415-391-7610
Fax: 415-391-0171

Seals and Signatures

ARCHITECT/ENGINEERS:

CANNONDESIGN

201 Mission Street, Suite 2400, San Francisco, California 94105 415.243.4170

Baltimore ■ Boston ■ Buffalo ■ Calgary ■ Chicago
Houston ■ Los Angeles ■ Mumbai ■ New York ■ Phoenix
St. Louis ■ San Francisco ■ Shanghai ■ Toronto
Vancouver ■ Victoria ■ Washington DC

Drawing Title

AV SYSTEMS PATIENT ROOMS &
CLINICAL ROOM VIDEO FUNCTIONAL
DIAGRAM

Approved: Project Director

Approver

Project Title

VA SIMULATION CENTER

Location

Veterans Affairs Palo Alto Health Care System
3801 Miranda Ave, Palo Alto, CA 94304

Date

JUNE 14, 2013

Checked

SS

Drawn

RM

VA Project Number:

640-385

Building Number:

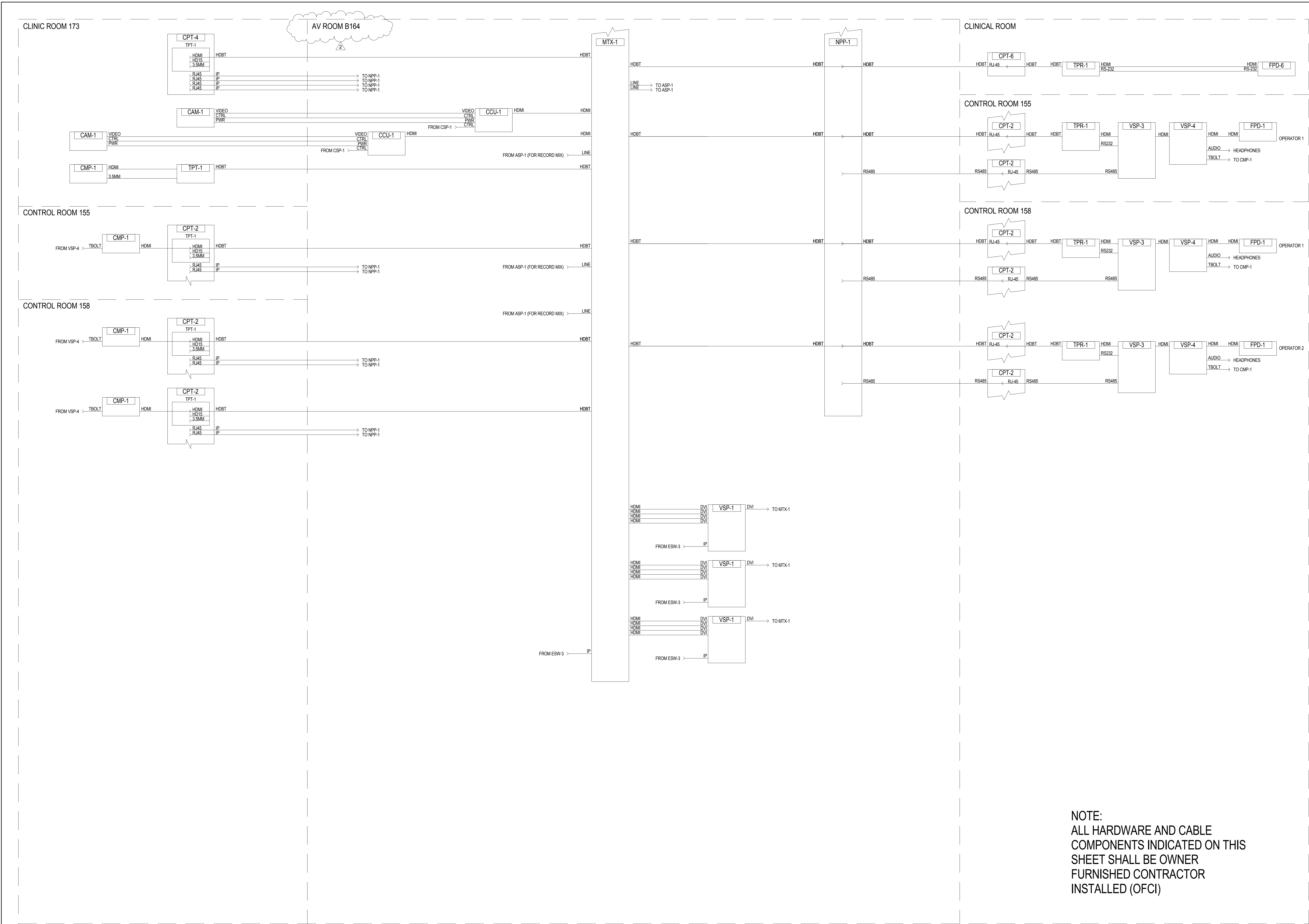
105

Drawing No.

AV0604



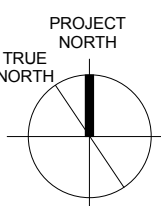
A
three inches = one foot
one and one-half inches = one foot
B
one inch = one foot
C
one inch = one foot
D
one-half inch = one foot
E
three-eighths inch = one foot
F
one-quarter inch = one foot
one-eighth inch = one foot



GENERAL NOTES

KEY NOTES

LEGEND



ISSUE FOR BID

Revisions	Date
2 ADDENDUM 2	05/16/2014
1 ADDENDUM 1	02/06/2014

CONSULTANTS:



Seals and Signatures

ARCHITECT/ENGINEERS:



201 Mission Street, Suite 2400, San Francisco, California 94105 415.243.4170

Baltimore ■ Boston ■ Buffalo ■ Calgary ■ Chicago
Houston ■ Los Angeles ■ Mumbai ■ New York ■ Phoenix
St. Louis ■ San Francisco ■ Shanghai ■ Toronto
Vancouver ■ Victoria ■ Washington DC

Drawing Title

AV SYSTEMS PATIENT ROOMS &
CLINICAL ROOM VIDEO FUNCTIONAL
DIAGRAM

Approved: Project Director

Approver

Project Title

VA SIMULATION CENTER

Location

Veterans Affairs Palo Alto Health Care System
3801 Miranda Ave, Palo Alto, CA 94304

Date

JUNE 14, 2013

Checked

SS

Drawn

RM

VA Project Number:

640-385

Building Number:

105

Drawing No.

AV0605



A

B

C

D

E

F

A

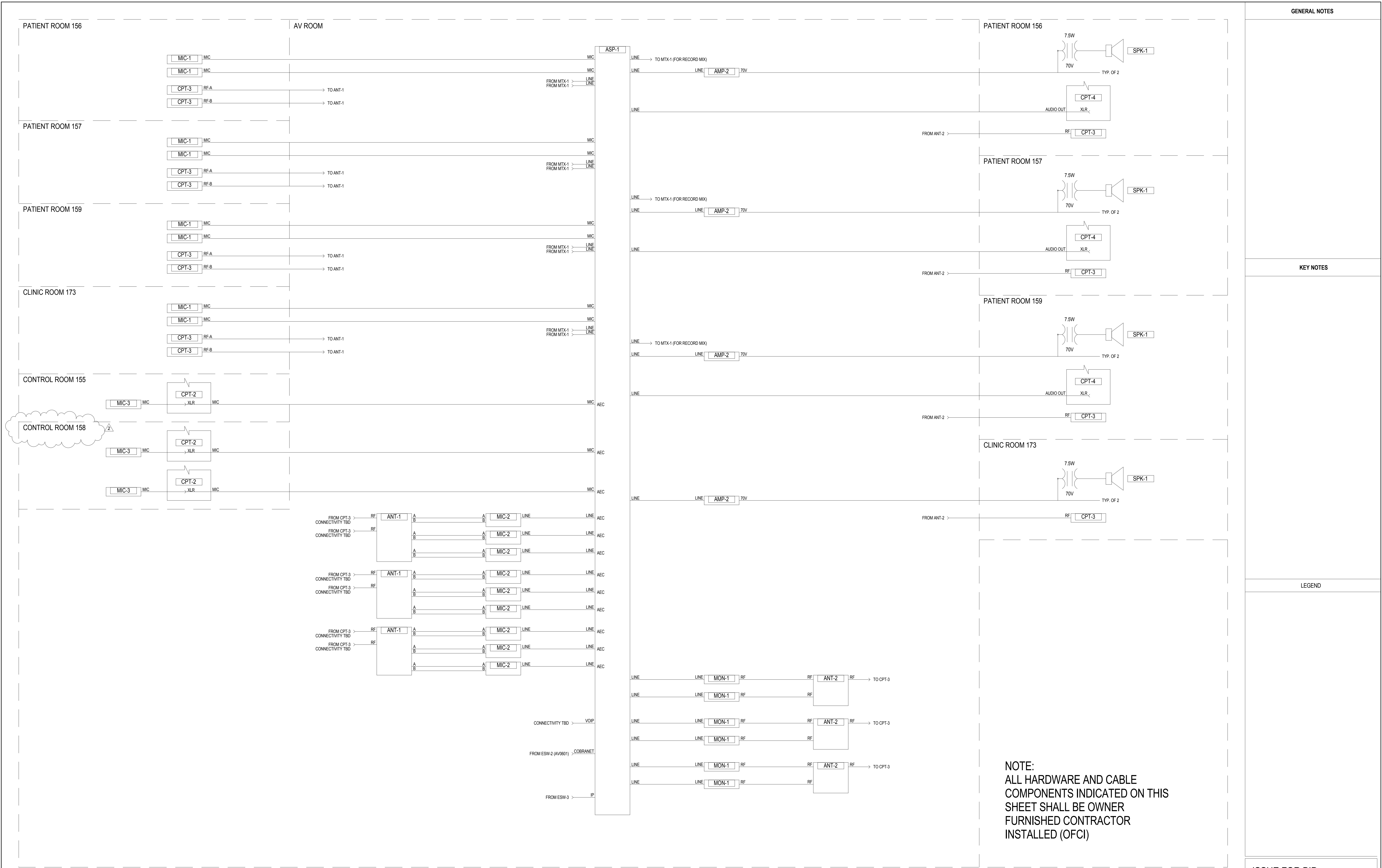
B

C

D

E

F



<div>CONSULTANTS:</div> <div><div>SM&W</div><div>SHEN MILSOM WILKE</div><div>33 New Montgomery Street</div><div>San Francisco, CA 94105</div><div>Tel: 415-391-7610</div><div>Fax: 415-391-0171</div></div>	<div>Seals and Signatures</div>	<div>ARCHITECT/ENGINEERS:</div> <div><div>CANNONDESIGN</div><div>201 Mission Street, Suite 2400, San Francisco, California 94105 415.243.4170</div><div>Baltimore ■ Boston ■ Buffalo ■ Calgary ■ Chicago</div><div>Houston ■ Los Angeles ■ Mumbai ■ New York ■ Phoenix</div><div>St. Louis ■ San Francisco ■ Shanghai ■ Toronto</div><div>Vancouver ■ Victoria ■ Washington DC</div></div>	<div>Drawing Title</div> <div>AV SYSTEMS PATIENT ROOMS</div> <div>AUDIO FUNCTIONAL DIAGRAM</div>	<div>Project Title</div> <div>VA SIMULATION CENTER</div>	<div>VA Project Number:</div> <div>640-385</div>	<div>Building Number:</div> <div>105</div>	<div>Location</div> <div>Veterans Affairs Palo Alto Health Care System</div> <div>3801 Miranda Ave, Palo Alto, CA 94304</div>	<div>Drawing No.</div> <div>AV0606</div>	<div>DATE</div> <div>JUNE 14, 2013</div>	<div>CHECKED</div> <div>SS</div>	<div>DRAWN</div> <div>RM</div>	<div>ISSUE FOR BID</div>
<div>2</div> <div>ADDENDUM 2</div> <div>05/16/2014</div>	<div>1</div> <div>ADDENDUM 1</div> <div>02/06/2014</div>	<div>Revisions</div> <div>Date</div>										<div>VA PAHCS</div> <div>Veterans Affairs Palo Alto Health Care System</div> <div>Department of Veterans Affairs</div>