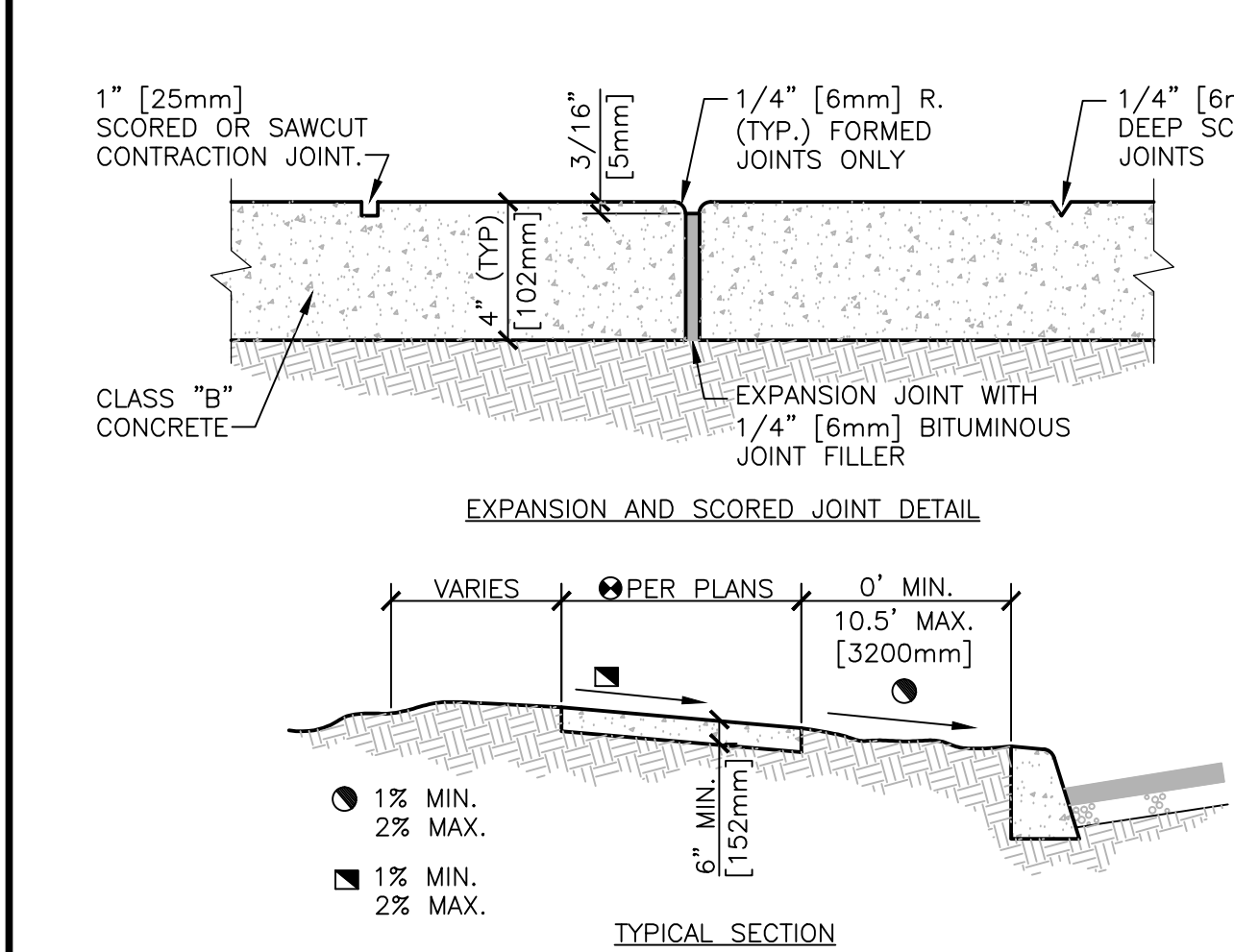
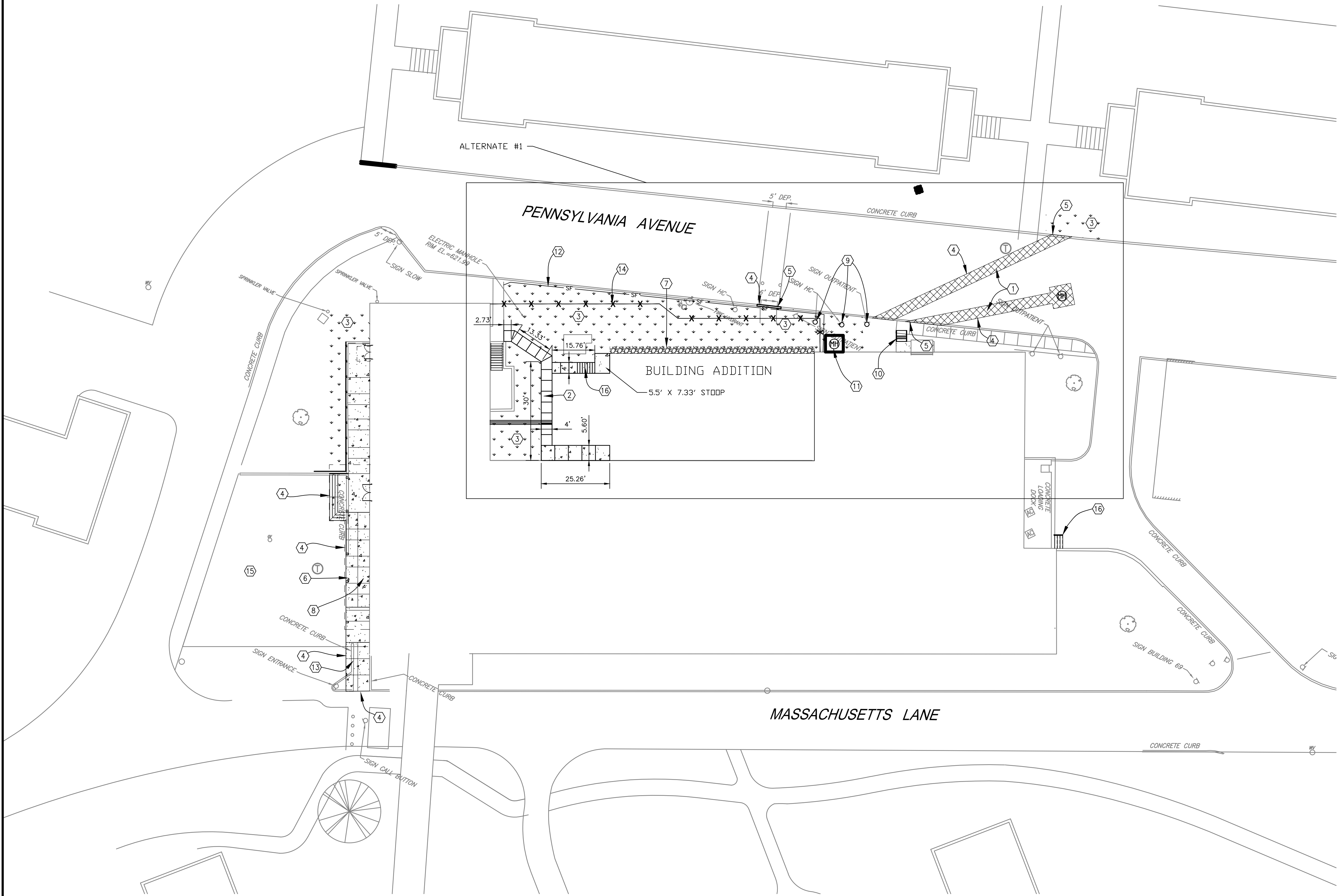
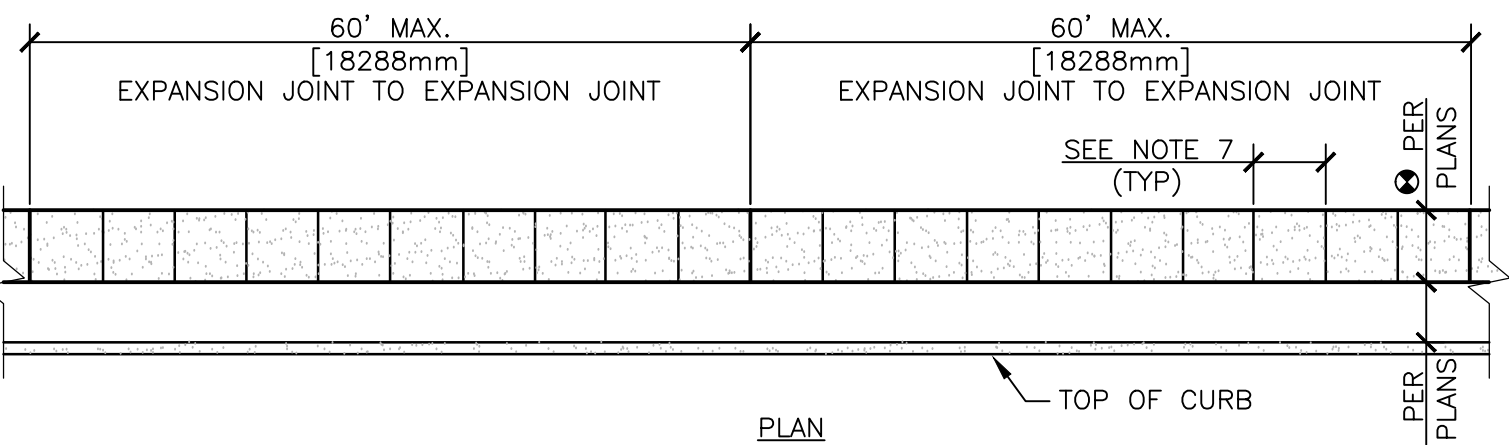


three inches = one foot  
one and one half inches = one foot  
one inch = one foot  
three quarters inch = one foot  
one half inch = one foot  
three eighths inch = one foot  
one quarter inch = one foot  
one eighth inch = one foot



### 3 CONCRETE SIDEWALK

NTS

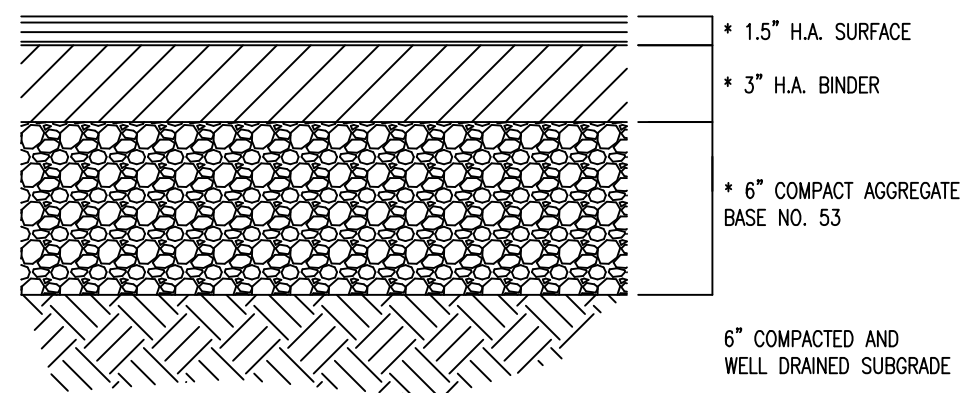


NOTES:

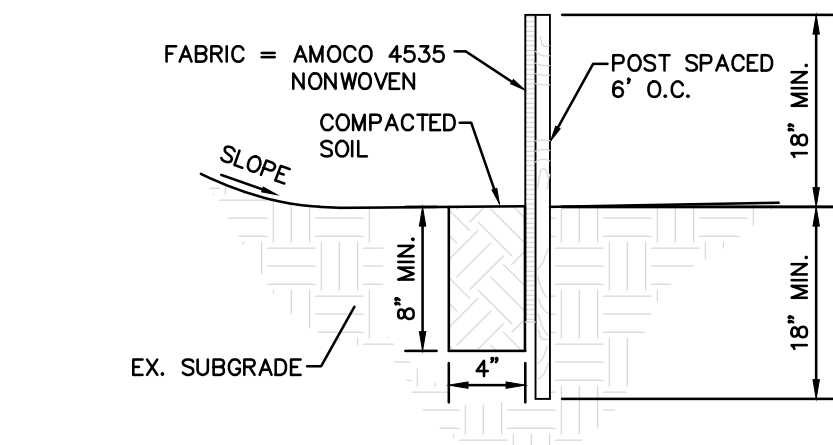
- EXPANSION JOINTS SHALL BE LOCATED WHERE SIDEWALK ABUTS CONCRETE DRIVEWAYS, CURB OR OTHER ADJACENT STRUCTURES.
- ONE-HALF INCH BITUMINOUS JOINT FILLER SHALL BE INSTALLED AT EXPANSION JOINT LOCATIONS AND SHALL EXTEND THE FULL DEPTH OF THE CONCRETE.
- 1" DEEP CONTRACTION JOINTS SHALL BE PLACED AT INTERVALS OF APPROXIMATELY 15' [4572mm] OR AT A SPACING THAT MATCHES THE ADJACENT CURB.
- FORMED CONTRACTION JOINTS SHALL BE FINISHED WITH A TOOL HAVING A 1/4" [6mm] RADIUS.
- SCORED JOINTS SHALL BE 1/4" [6mm] DEEP AND PLACED AT THE SPACING INDICATED FOR THE WIDTH OF SIDEWALK OR MATCH SCORED JOINTS OF ADJACENT CURB.
- CONCRETE SHALL BE FINISHED BY MEANS OF A FLOAT, STEEL TROWELLED AND BROOMED WITH A FINE BRUSH IN A TRANSVERSE DIRECTION.
- 1/4" DEEP SCORED JOINTS (TYP) SPACED AT 6' [1829mm] OR EQUAL TO SIDEWALK WIDTH.

### 4 FULL DEPTH ASPHALT PAVEMENT DETAIL

NTS

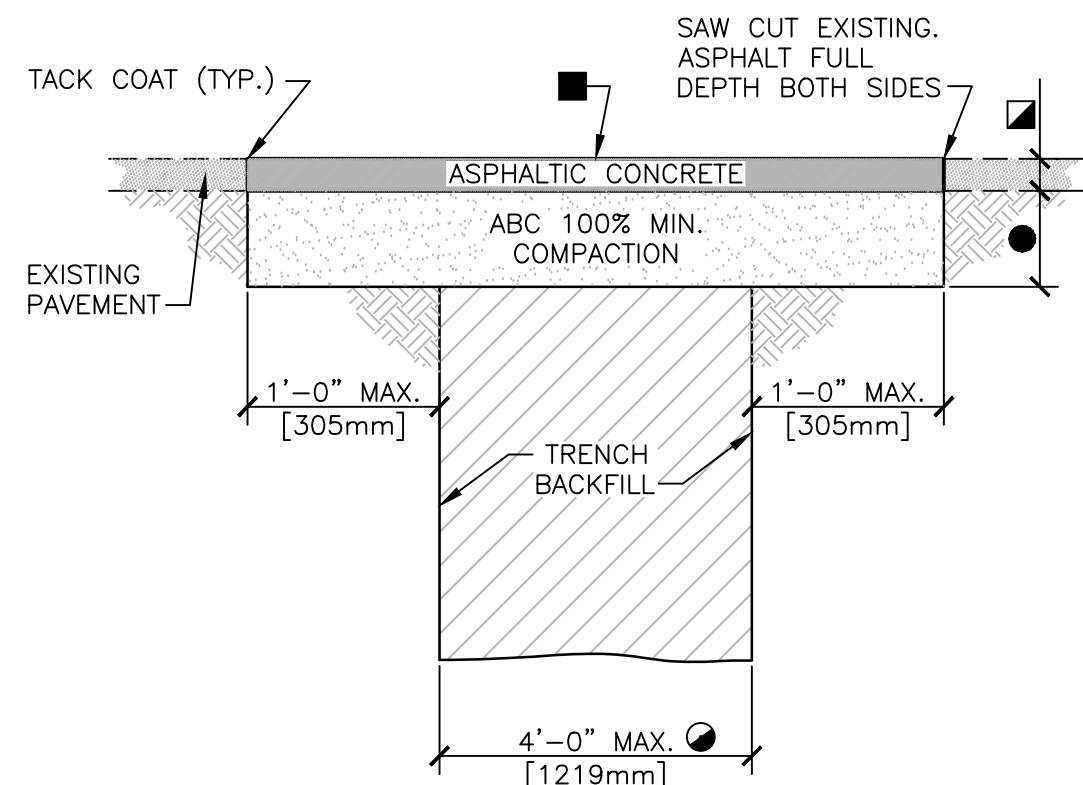


\* PER PENNDOT SPECIFICATIONS MOST CURRENT EDITION



### 1 SEDIMENT CONTROL FENCE

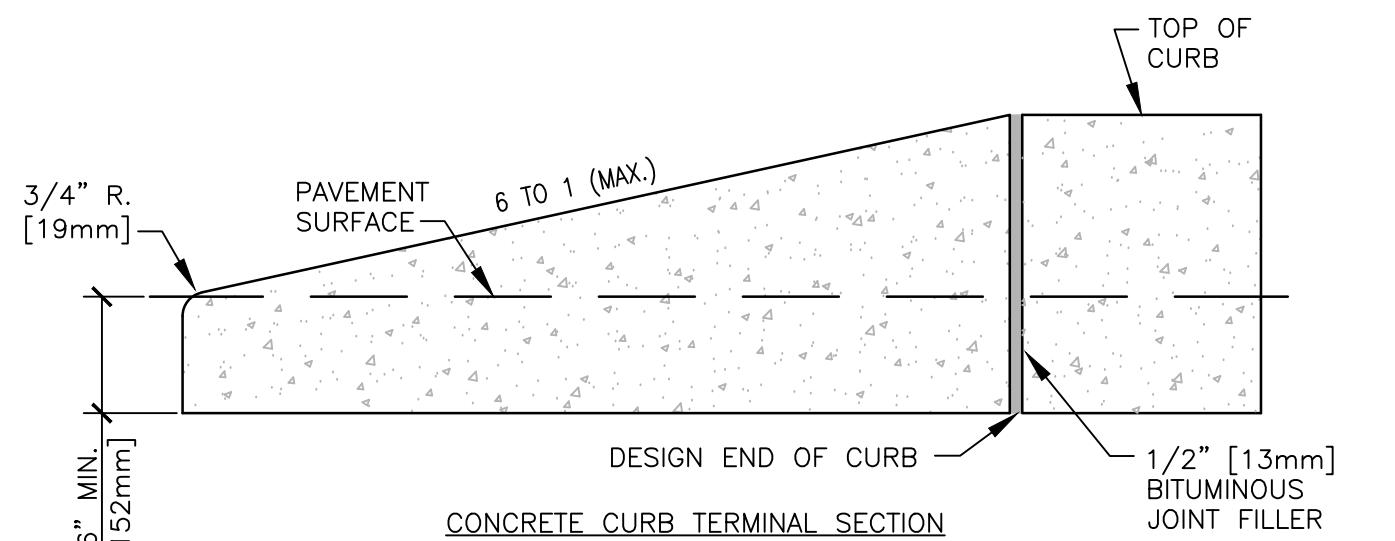
NTS



- FOR TRENCH WIDTHS EXCEEDING 4' [1219mm] REFER TO VA STANDARD DETAIL 32 12 16-02 "TYPE 2 UTILITY TRENCH PATCH". FOR TRENCH WHERE PORTLAND CEMENT CONCRETE (PCC) PAVEMENT EXISTS, REFER TO 32 12 16-03 "TYPE 3 UTILITY TRENCH PATCH".
  - 2" [50mm] MINIMUM OR THICKNESS OF EXISTING PAVEMENT WHICHEVER IS GREATER.
  - BITUMINOUS SURFACE TREATMENT (CHIPSEAL) REQUIRED ONLY FOR LONGITUDINAL TRENCHES WITH WIDTHS GREATER THAN 6' [1829mm].
  - 4" [100mm] MINIMUM ABC OR THICKNESS OF EXISTING GRANULAR BASE COURSE MATERIALS (E.G. ABC & SELECT MATERIAL) WHICHEVER IS GREATER.
- REFER TO VA STANDARD DETAIL 32 12 16-04 "UTILITY TRENCH PAVEMENT PATCH NOTES" FOR ADDITIONAL INFORMATION.

### 2 TYPE 1 UTILITY TRENCH PATCH

NTS



NOTES:

- ALL CONCRETE CURBS AND TRANSITIONS, SHALL HAVE A MINIMUM COMPRESSIVE STRENGTH OF 2,500 PSI. [4572mm].
- MAXIMUM SPACING ON SCORED JOINTS SHALL BE 15' [4572mm].
- 1/2" [13mm] THICK EXPANSION JOINTS SHALL BE LOCATED AT TANGENT POINTS IN CURB RETURNS, TRANSITIONS, AND AT A MAXIMUM OF 60' [1828.8cm] INTERVALS. EXPANSION MATERIAL SHALL ALSO BE PLACED BETWEEN CURBS AND ADJACENT STRUCTURES, SIDEWALKS, DRIVEWAYS AND CURB ACCESS RAMPS. THE 1/2" [13mm] JOINT FILLER SHALL EXTEND THE FULL DEPTH OF THE CONCRETE.
- CONCRETE SHALL BE FINISHED WITH A STEEL TROWEL FOLLOWED BY BRUSHING WITH A FINE BRUSH ALONG THE LENGTH OF THE CURB OR CURB AND GUTTER.
- SINGLE CURB MAY BE CONSTRUCTED BY THE USE OF FORMS OR MAY BE SLIP FORMED.
- ALL EXPOSED EDGES AND HAND TOOLED JOINTS SHALL BE FINISHED WITH A TOOL HAVING A 1/4" [6mm] RADIUS UNLESS A LARGER RADIUS IS INDICATED BY THE APPLICABLE STANDARD DETAIL OR PROJECT PLANS.
- FOR REVEALS OF 6" [152mm] TO LESS THAN 8" [203mm].
- FOR REVEALS OF 8" [203mm] TO 10" [254mm].

### 5 CONCRETE CURB AND TERMINAL SECTION

NTS

- CONTRACTOR TO LEGALLY DISPOSE OF OFF SITE ALL EXISTING ASPHALT, ROCK, AND MATERIAL REMOVED.
- CONDUCT DEMOLITION AND CONSTRUCTION ACTIVITIES IN SUCH A MANNER TO PROVIDE MINIMAL TRAFFIC DISRUPTIONS.
- ALL EXISTING UTILITIES TO STAY IN SERVICE DURING CONSTRUCTION. COORDINATE WITH OWNER.
- ALL DIMENSIONS ARE TO THE EDGE OF PAVEMENT OR THE BACK OF CURB.
- FIELD VERIFY ALL DIMENSIONS ON THE SITE PRIOR TO CONSTRUCTION AND IDENTIFY DISCREPANCIES TO THE ENGINEER.
- PROVIDE POSITIVE DRAINAGE IN ALL AREAS WITHOUT PONDING AFTER INSTALLATION OF NEW ASPHALT. CONTRACTOR TO TEST AND CORRECT ANY "BIRD BATH" CONDITIONS.
- CONTRACTOR TO COMPLY WITH ALL LOCAL AND STATE LAWS AND REGULATIONS.
- NOTIFY ALL UTILITIES 72 HOURS PRIOR TO CONSTRUCTION START TO VERIFY UTILITIES THAT MIGHT BE PRESENT ON SITE.
- CAUTION!! THERE MAY BE EXISTING UNDERGROUND UTILITIES OF WHICH THERE IS NO ABOVE GROUND EVIDENCE OBSERVED. EXACT LOCATION OR UTILITIES SHALL BE VERIFIED BY THE CONTRACTOR PRIOR TO CONSTRUCTION. CALL PENNSYLVANIA ONE CALL - DIAL 811.

- ASPHALT REMOVAL AND REPAIR
- CONCRETE SIDEWALK
- SEEDING
- SAW CUT PAVEMENT
- CONCRETE CURB
- CONCRETE WALL (SEE STRUCTURAL PLANS FOR DESIGN)
- 2' WIDE STONE DRAINAGE BED
- ADA RAMP AND SIDEWALK (SEE ARCHITECTURAL & STRUCTURAL FOR DIMENSIONING AND DETAILS)
- REMOVE AND REINSTALL SIGN
- REMOVE AND REINSTALL STAIRS
- SILT SACK INLET PROTECTION
- SEDIMENT CONTROL FENCE
- SAWCUT AND REMOVE CURB & PAVEMENT FOR NEW SIDEWALK
- CHAIN LINK CONSTRUCTION FENCE, 7 FT
- EXISTING STRIPING TO BE REMOVED BY GRINDING, RESTRIPE PER THE VA'S COR DIRECTION
- SEE ARCHITECTURAL PLANS FOR STAIR DETAILS

NOTE: EXISTING UTILITY INFORMATION SHOWN ON PLAN WAS DERIVED FROM A COMBINATION OF SURVEY AND EXISTING DRAWINGS. CONTRACTOR TO FIELD VERIFY ALL RELEVANT UTILITY LOCATIONS.

TOPOGRAPHIC SURVEY PERFORMED BY HOWELL KLINE SURVEYING, LLC.

FULLY SPRINKLERED  
ISSUED FOR BID

CONSULTANTS:										PROJECT MANAGER:		Project Number	Scale	Drawing Title		Project Title	VA Project Number	Office of Facilities Management	
Project Manager		Architect	Structural Engineer	MERFP Engineer	Civil Engineer	Fire Protection Consultant	Cost Estimator	Aquatic Consultant	Abatement Consultant	3627	1" = 20'	SITE PLAN		RENOVATE BUILDING 69	542-CSI-203				
BRAY MOONEY CONSULTING		ARRAY HEALTHCARE FACILITIES SOLUTIONS	WZG, STRUCTURAL CONSULTING ENGINEERS	APOGEE CONSULTING GROUP	GUIDON DESIGN	HARRINGTON GROUP	BRAY MOONEY CONSULTING	ATLANTIC AQUATIC ENGINEERING	COLDON CORPORATION			Approved: Project Director		Location 1400 Black Horse Hill, Coatesville, PA	Building Number 69				
410 E. 21 STREET CHESTER, PA, 19013 Tel (610) 872-3716		2320 RENAISSANCE BLVD., SUITE 110 KING OF PRUSSIA, PA, 19406 Tel (610) 270-6599	180 W. RIDGE PIKE LIMERICK, PA, 19468 Tel (214) 329-9559	7330 CHAPEL HILL ROAD, SUITE 202 RALEIGH, NC, 27606 Tel (919) 856-7420	2453 N DELAWARE STREET INDIANAPOLIS, IN 46205 Tel (317) 800-6388	7508 E. INDEPENDENCE BLVD., SUITE 116 CHARLOTTE, NC, 28227 Tel (704) 551-9077	410 E. 21 STREET CHESTER, PA, 19013 Tel (610) 872-3716	1823 DEEP RUN ROAD PIPERSVILLE, PA, 18947 Tel (215) 796-0409	1617 JPK BVD., SUITE 1706 PHILADELPHIA, PA, 19103 Tel (215) 496-9237			Date 1-22-14		Checked SLP	Drawn CMB	Dwg. 5 of 86	 Department of Veterans Affairs		
Revisions		Date																	