

1. PRIOR TO THE START OF ANY EXCAVATION, PERFORM A PROFESSIONAL LAND SURVEY OF THE OF EACH BURIAL SECTION. SUBMIT TO CONTRACTING OFFICER & COR FOR APPROVAL PRIOR TO BEGINNING ANY EXCAVATION.

2. ALL EXISTING TOPOGRAPHY, UNDERGROUND UTILITIES, STRUCTURES AND ASSOCIATED FACILITIES SHALL BE PROTECTED FROM DAMAGE. CONTRACTOR IS TO VERIFY ALL EXISTING STRUCTURES AND FACILITIES AND NOTIFY MSN V CHIEF ENGINEER OF ANY CONFLICTS OR DISCREPANCIES PRIOR TO STARTING OF WORK.

3. CONTRACTOR SHALL COMPLETE ALL WORK FOR THE FIRST THREE ADJACENT GRAVESITE ROWS AS IDENTIFIED BY THE COR FOR INSPECTION AND APPROVAL. ONCE THESE ROWS ARE ACCEPTED, THE CONTRACTOR SHALL BE AUTHORIZED TO BEGIN WORK ON THE REMAINING GRAVESITES. HOWEVER, NO MORE THAN TEN ROWS SHALL BE RENOVATED AT ONE TIME UNLESS APPROVED BY THE CONTRACTING OFFICER IN WRITING.

3. THE CONTRACTOR SHALL SUBSCRIBE TO ALL GOVERNING REGULATIONS AND SHALL OBTAIN ALL NECESSARY PUBLIC AGENCY PERMITS. THE CONTRACTOR, BY USING THESE PLANS FOR THEIR WORK, AGREE TO HOLD HARMLESS ENGINEER, THEIR EMPLOYEES AND AGENTS AND AGAINST ANY AND ALL LIABILITY, CLAIMS, DAMAGES, AND THE COST OF DEFENSE ARISING OUT OF CONTRACTOR(S) PERFORMANCE OF THE WORK DESCRIBED HEREIN, BUT NOT INCLUDING THE SOLE NEGLIGENCE OF THE OWNER, HIS AGENTS, THE ENGINEER, HIS EMPLOYEES AND AGENTS.

4. ALL EXCAVATED SOIL (SPOILS) SHALL BE REMOVED FROM THE GRAVESITE / SECTIONS WITHIN TWO HOURS. SOIL WHICH IS NOT REUSED DURING RENOVATION SHALL BE REMOVED FROM THE SITE AT THE CONTRACTOR'S EXPENSE.

5. NO BURNING OR INCINERATION OF RUBBISH WILL BE PERMITTED ON SITE.

6. THE CONTRACTOR SHALL PROVIDE FOR THE SAFE AND ORDERLY PASSAGE OF TRAFFIC AND PEDESTRIANS WHERE HIS OPERATIONS ABUT PUBLIC THOROUGHFARES AND ADJACENT PROPERTY. WHERE ROADS ARE CLOSED FOR CONSTRUCTION, THE CONTRACTOR SHALL PROVIDE DIRECTIONAL SIGNAGE OF APPROPRIATE SIZE AND HEIGHT AND PLACED AT THE CONSTRUCTION BOUNDARY FENCE OR AS DIRECTED BY THE COR. ALL SIGNAGE SHALL BE APPROVED BY THE COR.

7. CONSTRUCTION OPERATIONS SHALL BE CONDUCTED IN SUCH A WAY AS TO PREVENT TRACKING OF MUD OR SOIL ONTO PUBLIC THOROUGHFARES. AT THE END OF EACH DAY THE CONTRACTOR SHALL CLEAN UP ALL MUD OR SOIL WHICH HAS BEEN TRACKED ONTO PUBLIC AND CEMETERY STREETS.

8. PRIOR TO NEW WORK THE CONTRACTOR SHALL FIELD CHECK ALL DIMENSIONS AND ELEVATIONS AND VERIFY THE LOCATION AND ELEVATION OF EXISTING UTILITY LINES AND STRUCTURES WITHIN THE AREA OF WORK. DISCREPANCIES SHALL BE REPORTED TO THE COR IMMEDIATELY. ALL FIELD TILES ENCOUNTERED DURING EXCAVATION SHALL BE REPAIRED WHERE PRACTICABLE AND PROMPTLY REPORTED TO THE ENGINEER.

9. BEFORE EXCAVATING OVER OR ADJACENT TO ANY EXISTING UTILITIES, NOTIFY THE OWNER OF SUCH UTILITIES TO ENSURE THAT PROTECTIVE WORK WILL BE COORDINATED AND PERFORMED BY THE CONTRACTOR IN ACCORDANCE WITH THE REQUIREMENTS OF THE OWNER OF THE UTILITY INVOLVED. IF ANY EXISTING SERVICE LINES, UTILITIES AND UTILITY STRUCTURES WHICH ARE TO REMAIN IN SERVICE ARE UNCOVERED OR ENCOUNTERED DURING THIS OPERATION, THEY SHALL BE SAFEGUARDED, PROTECTED FROM DAMAGE AND SUPPORTED IF NECESSARY.

10. ALL SEDIMENT SHALL BE PREVENTED FROM ENTERING ANY EXISTING STORM DRAINAGE SYSTEM. THE CONTRACTOR SHALL BE RESPONSIBLE FOR REMOVING SEDIMENT RESULTING FROM THIS PROJECT FROM STORM SEWERS AND DRAINAGE STRUCTURES.

11. AREAS OUTSIDE THE CONSTRUCTION LIMIT LINE IMPACTED BY OPERATIONS OF THE CONTRACTOR SHALL BE RETURNED TO THE STATE IT WAS FOUND PRIOR TO NEW CONSTRUCTION, EXCEPT WHERE NEW WORK IS SHOWN.

12. ALL TREES SHALL BE PROTECTED FROM DAMAGE TO TRUNKS, BRANCHES AND ROOTS. CUTTING OF TREE ROOTS IS ALLOWED IF SMALLER THAN 1" IN DIAMETER TO THE LIMITS OF THE TRENCHES WHERE NEW FOOTING ARE TO BE PLACED.

13. STREET PAVING AND CURBS SHALL BE PROTECTED FROM DAMAGE, AND, IF DAMAGED, SHALL BE REPLACED PROMPTLY IN CONFORMANCE WITH VA STANDARD SPECIFICATIONS IN MATERIALS AND WORKMANSHIP.

14. PROVIDE SMOOTH VERTICAL CURVES THROUGH HIGH AND LOW POINTS WITHIN THE CONFINES OF A BURIAL SECTION. PROVIDE UNIFORM SLOPES BETWEEN NEW AND EXISTING GRADES. AVOID RIDGES AND DEPRESSIONS.

15. CONTRACTOR SHALL MAINTAIN ACCURATE RECORDS OF ALL UNDERGROUND UTILITY CONSTRUCTION AND SUBMIT "RECORD" INFORMATION TO ENGINEER FOR USE IN PREPARING "RECORD DRAWINGS".

16. CONTRACTOR SHALL BE RESPONSIBLE FOR TAKING TOPSOIL SAMPLES AND TESTING THE TOPSOIL TO DETERMINE NECESSARY SOIL AMENDMENTS AND FERTILIZERS REQUIRED FOR PROPOSED PLANTINGS. CONTRACTOR SHALL SUPPLY ALL ADDITIVES IN SUFFICIENT QUANTITIES TO SATISFY THE RECOMMENDATIONS OF THE TESTING LAB. IF TOPSOIL TEST RECOMMENDATIONS CONFLICT WITH THE SPECIFICATIONS, LANDSCAPE CONTRACTOR SHALL NOTIFY COR BEFORE PROCEEDING WITH WORK. CONTRACTOR SHALL SUPPLY COPIES OF LAB REPORTS AND RECOMMENDATION TO COR AND MSN III AGRONOMIST FOR REVIEW AND APPROVAL.

17. CONTRACTOR SHALL TAKE NECESSARY PRECAUTIONS TO PREVENT INJURY TO ALL PLANT MATERIALS DURING DIGGING, HANDLING, PLANTING, AND MAINTENANCE OPERATIONS.

18. THE GENERIC GRAVESITE SECTION DETAIL DEFINES AND DEPICTS THE WORK AREA LIMITS OF VARIOUS GRAVESITE ROWS WITHIN A TYPICAL GRAVESITE SECTION. IT DOES NOT DEPICT ANY PARTICULAR SECTION AT THE CEMETERY.

19. PHYSICAL LIMITS OF TURF WORK: NEW SOD TO BE INSTALLED TO THE FULL EXTENT OF THE SECTION OR PART THEREOF, UP TO THE BOUNDARY LIMITS AS DEFINED BY THE CURB LINES, TREE OR GARDEN EDGE, FENCE, PROPERTY LINE, OR MID-WAY BETWEEN TWO SECTIONS. SEE SPECIFICATIONS FOR GRADING, SOIL PREPARATION AND PLACING OF SOD.

20. A TYPICAL "HEADSTONE SUPPORT ROW" INCLUDES THE HEADSTONE SUPPORT FOOTING, THE ASSOCIATED GRAVESITES THAT PARTICULAR HEADSTONE FOOTING SUPPORTS AND THE AREA OUT TO THE TURF BOUNDARY LIMITS OF THAT PARTICULAR HEADSTONE SUPPORT ROW. SEE TYPICAL GRAVESITE SECTION DETAIL.

21. IF ANY BURIED REMAINS, CONTAINERS, URNS, VAULTS, ETC. ARE EXPOSED DURING EXCAVATION, CONTRACTOR SHALL IMMEDIATELY STOP WORK, NOTIFY THE BOTH CEMETERY DIRECTOR AND COR, AND NOT PROCEED WITH ANY ADDITIONAL CONSTRUCTION UNTIL THE CEMETERY DIRECTOR GIVES THE CONTRACTOR WRITTEN GUIDANCE REGARDING DISPOSITION OF THE REMAINS AND PERMISSION TO PROCEED.

NATIONAL CEMETERY ADMINISTRATION
FORT SAM HOUSTON NATIONAL CEMETERY

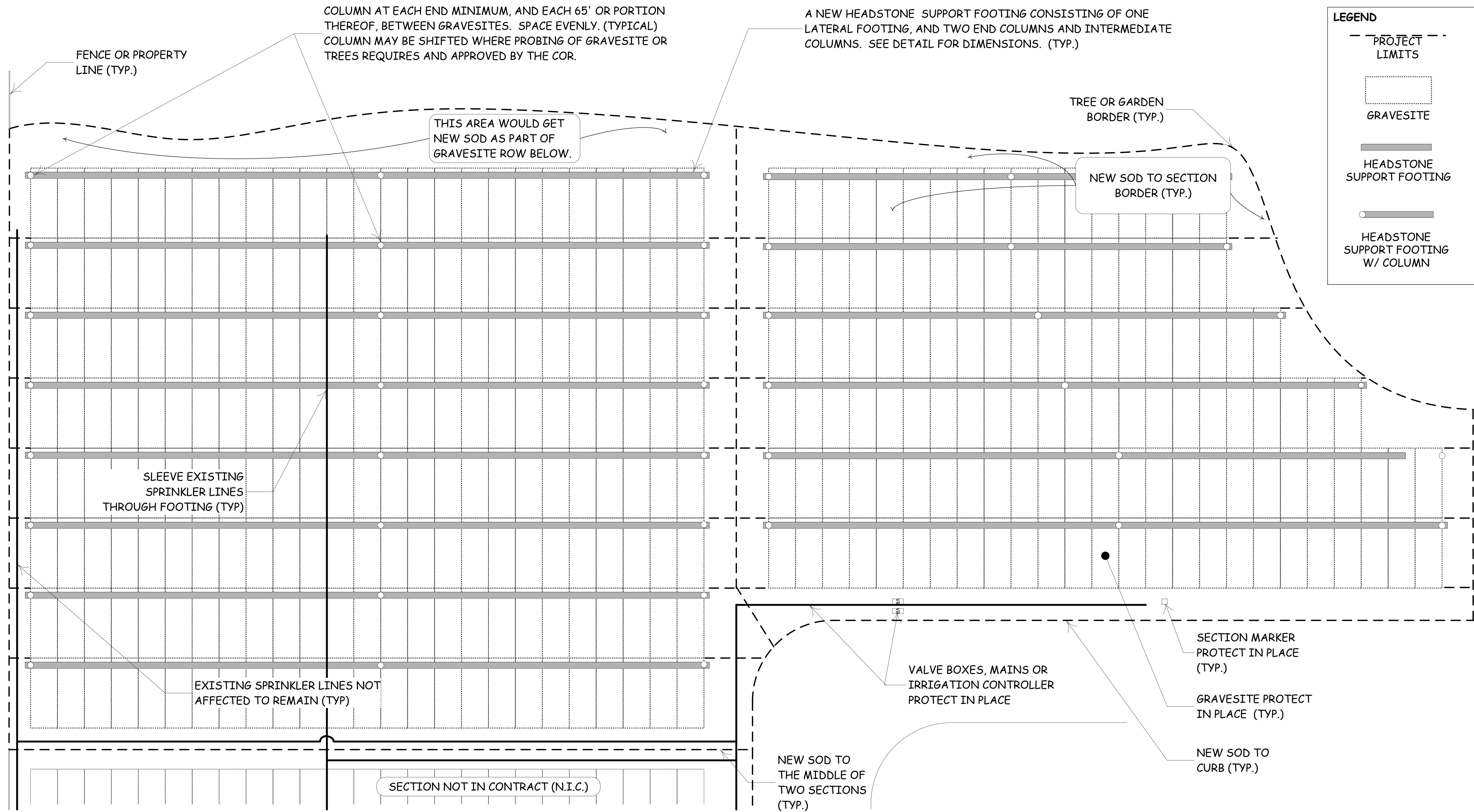
Concrete Grade Beam Headstone
Support System

Checked	Approved by CFC	REVISIONS		
		No.	Date	Description
		1	Feb 27, 2014	ADD NOTE No. 22
	Drawn CJS	Date Feb 10, 2011		

Exhibit Letter

G

Page 1 of 4



GENERIC GRAVESITE SECTION (Not to Scale, nor does this represent any specific burial section.)

NATIONAL CEMETERY ADMINISTRATION
FORT SAM HOUSTON NATIONAL CEMETERY

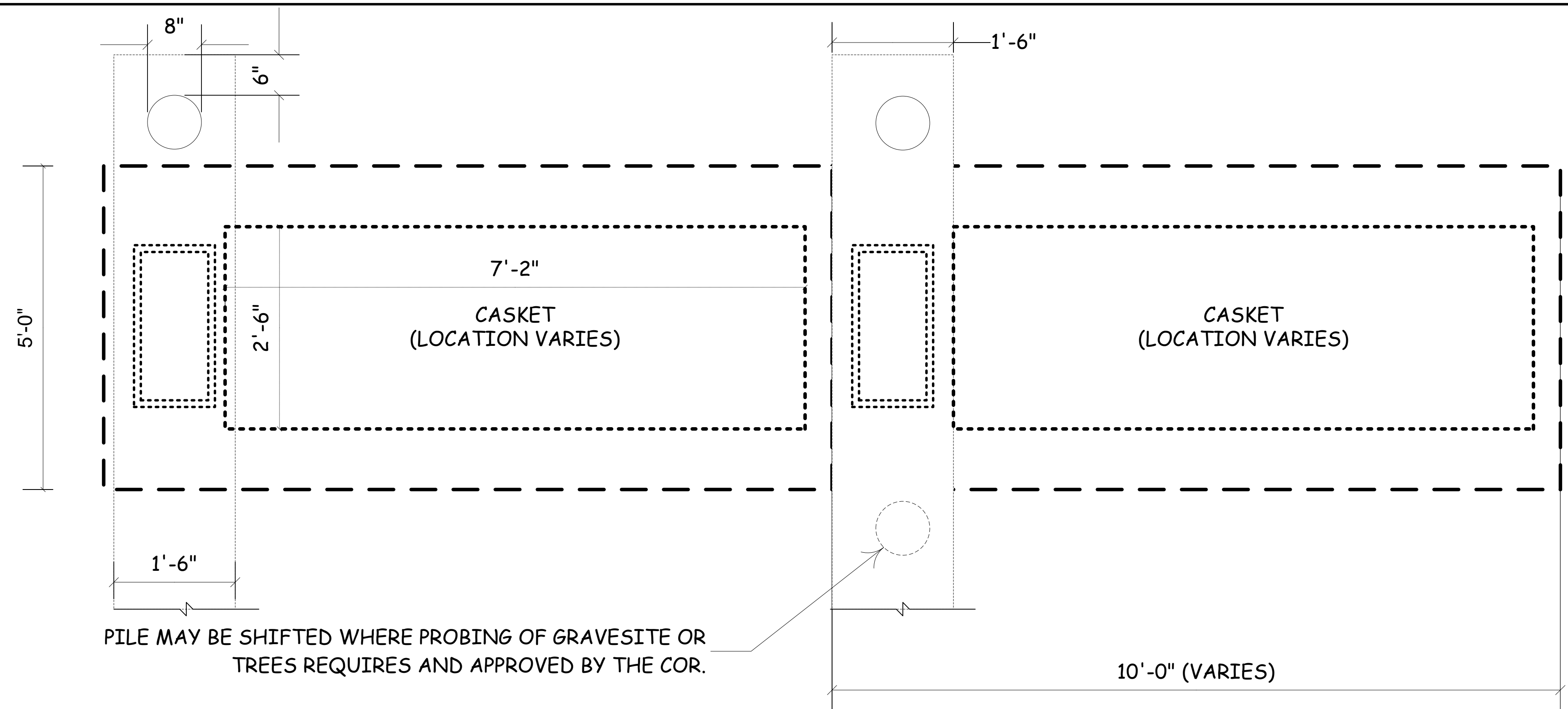
Concrete Grade Beam Headstone
Support System

Checked	Approved by CFC	REVISIONS		
		No.	Date	Description
Drawn CJS	Date Feb 10, 2011	1	Feb 27, 2014	REVISE NOTE

Exhibit Letter

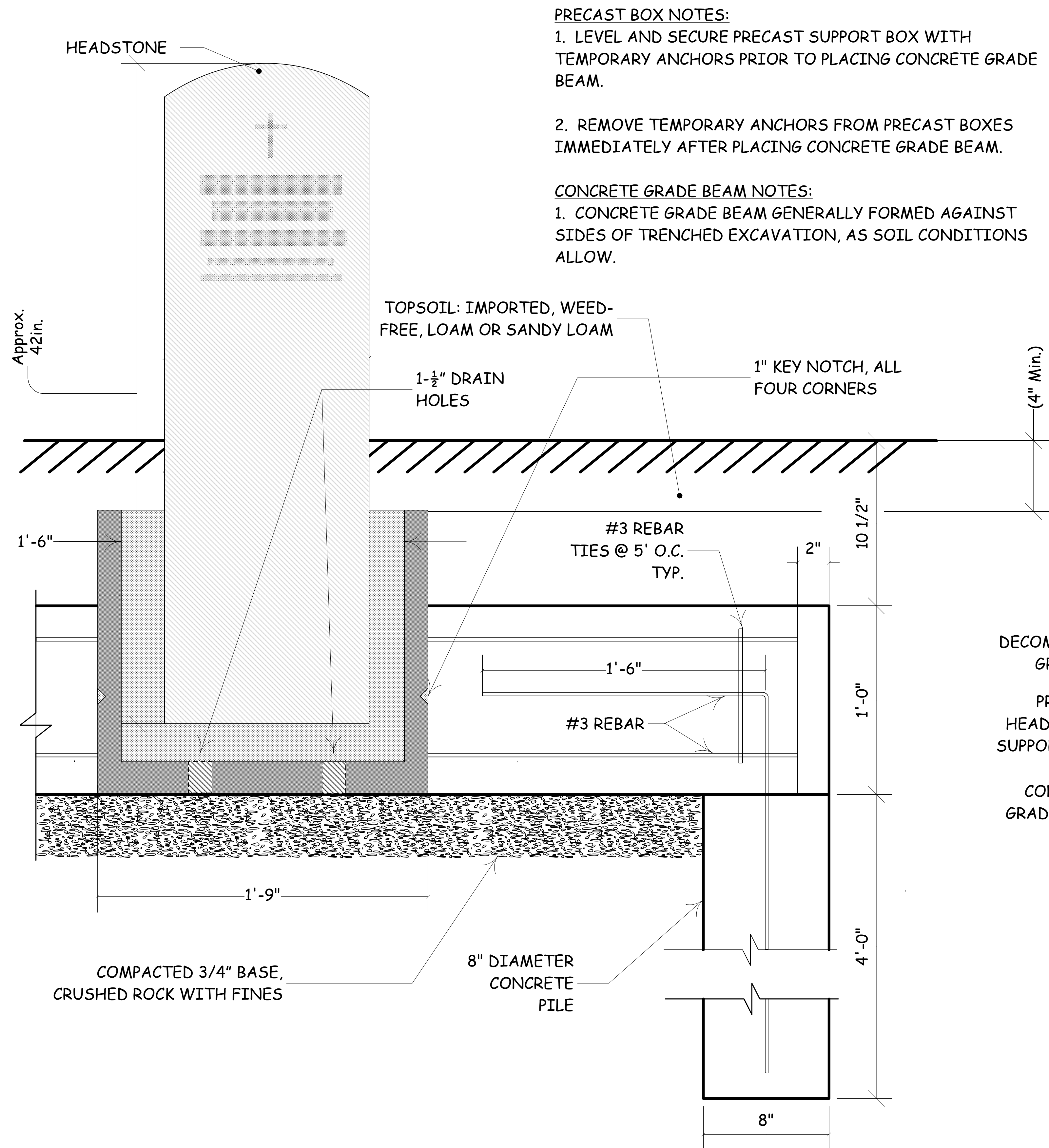
H

Page 2 of 4

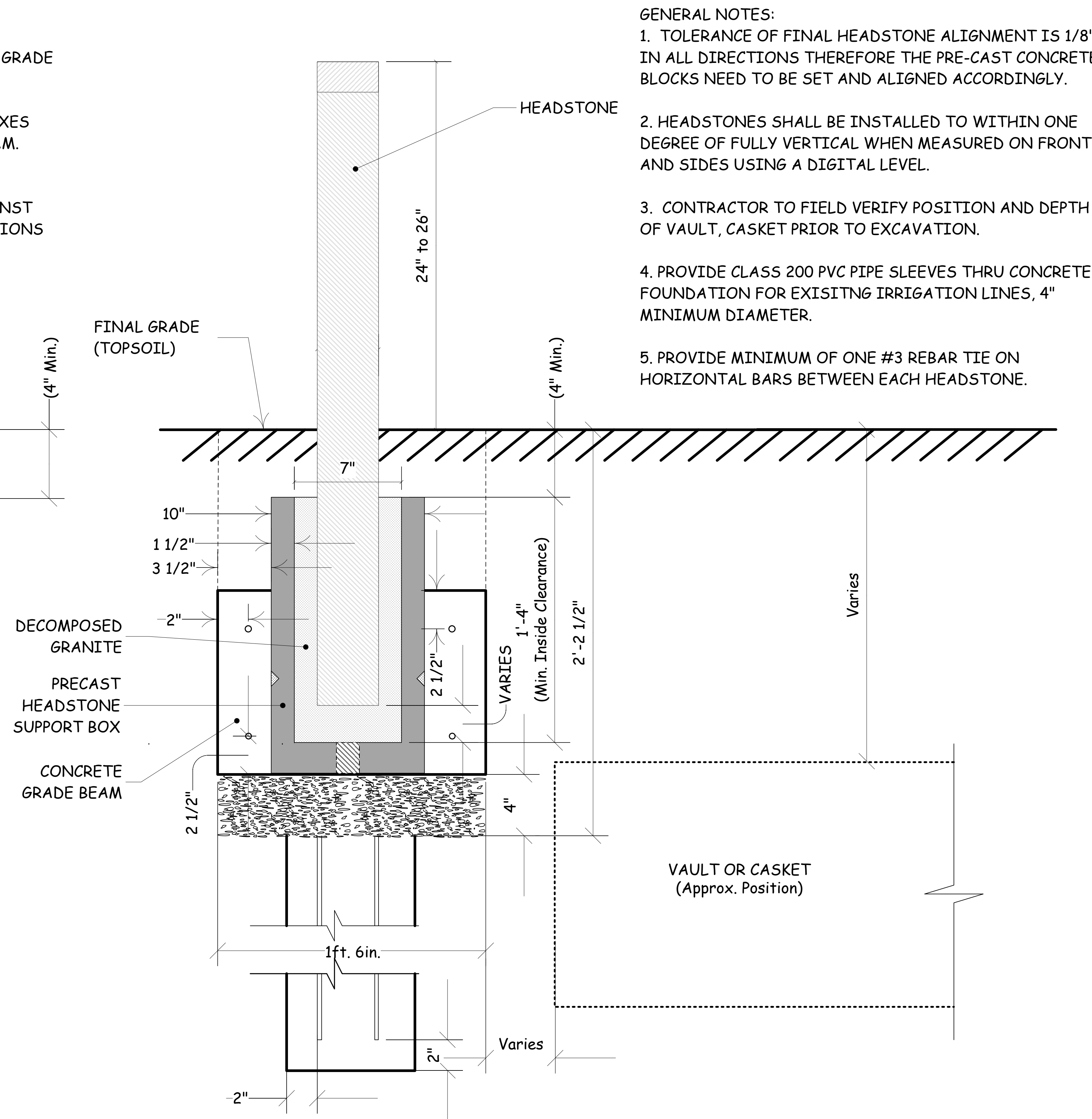


HEADSTONE SUPPORT FOOTING PLAN VIEW

Checked	Approved by CFC	REVISIONS		
		No.	Date	Description
Drawn CJS	Date Feb 10, 2011			



HEADSTONE SUPPORT FOOTING FRONT VIEW



HEADSTONE SUPPORT FOOTING SIDE VIEW

- GENERAL NOTES:**
1. TOLERANCE OF FINAL HEADSTONE ALIGNMENT IS 1/8" IN ALL DIRECTIONS THEREFORE THE PRE-CAST CONCRETE BLOCKS NEED TO BE SET AND ALIGNED ACCORDINGLY.
 2. HEADSTONES SHALL BE INSTALLED TO WITHIN ONE DEGREE OF FULLY VERTICAL WHEN MEASURED ON FRONT AND SIDES USING A DIGITAL LEVEL.
 3. CONTRACTOR TO FIELD VERIFY POSITION AND DEPTH OF VAULT, CASKET PRIOR TO EXCAVATION.
 4. PROVIDE CLASS 200 PVC PIPE SLEEVES THRU CONCRETE FOUNDATION FOR EXISTING IRRIGATION LINES, 4" MINIMUM DIAMETER.
 5. PROVIDE MINIMUM OF ONE #3 REBAR TIE ON HORIZONTAL BARS BETWEEN EACH HEADSTONE.

**NATIONAL CEMETERY ADMINISTRATION
FORT SAM HOUSTON NATIONAL CEMETERY**

**Concrete Grade Beam Headstone
Support System**

Checked	Approved by	REVISIONS		
	CFC	No.	Date	Description
		1	Feb 27, 2014	ADD GENERAL NOTES 4 AND 5
Drawn	Date	2	Feb 28, 2014	ADD PRECAST AND BEAM NOTES
CJS	Feb 10, 2011			

Exhibit Letter

J

Page 4 of 4