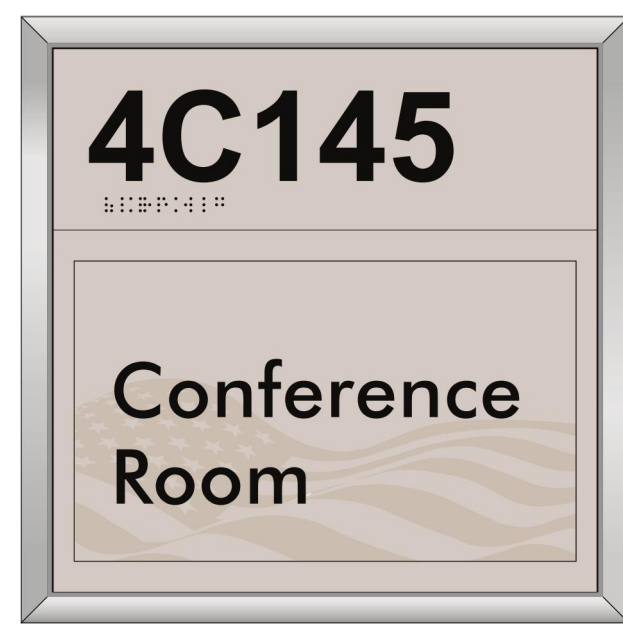
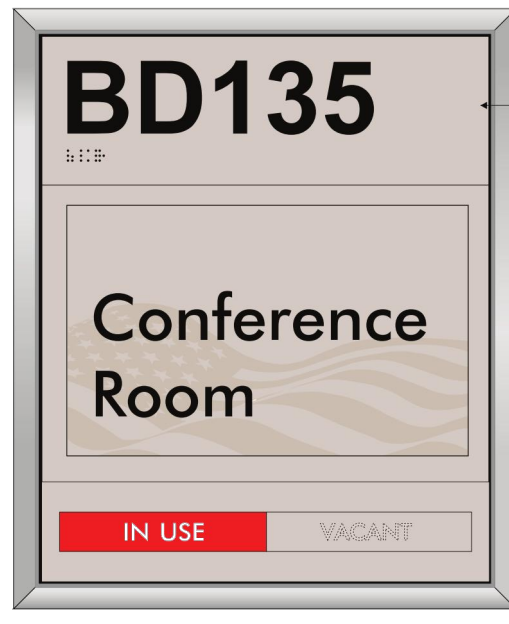


SIGNAGE SCHEDULE



①- D1A/F/W - MOUNTING DTL A



②- D1A/F/O/W - MOUNTING DTL A



③- SAW "MEN" - MOUNTING DTL A



④- SAW "WOMEN" - MOUNTING DTL A



⑤- G - RIGHT ANGLE D/F - MOUNTING DTL B



⑥- G - RIGHT ANGLE D/F - MOUNTING DTL B



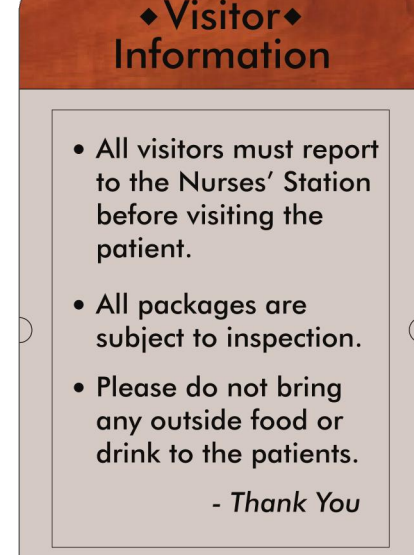
⑦- cD1A/F - MOUNTING DTL A



⑧- cD1A/M5 - MOUNTING DTL A



⑨- SAW "RESTROOM" - MOUNTING DTL A



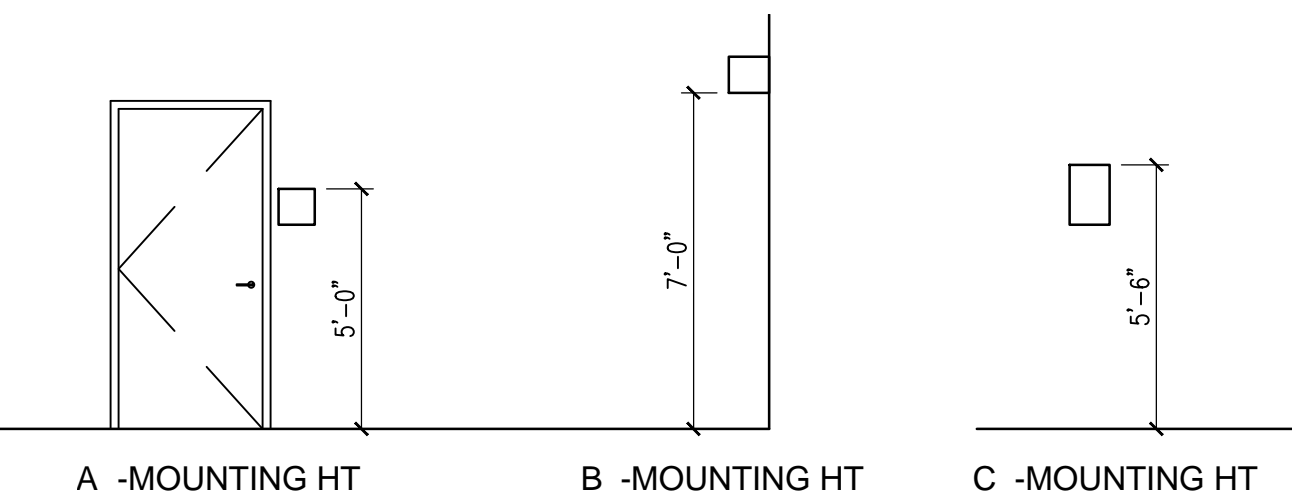
⑩- E1/P - MOUNTING DTL C



⑪- D-1A/W - MOUNTING DTL A



⑫- cD1A - MOUNTING DTL A



MATERIAL LEGEND		
SV-1	SHEET VINYL	MANNINGTON, REALITIES, ANTIQUE OAK, SUEDE 5602
SV-2	SHEET VINYL	MANNINGTON, REALITIES, ANTIQUE OAK, NUTMEG 4601
CUSH-1	CUSHIONED FLOORING SYSTEM	SATECH, INC. SMART CELLS CUSHIONED FLOORING
CT-1	CERAMIC TILE	CROSSVILLE, BLUESTONE, AY201, COLORADO BUFF, UPS FINISH
RB-1	RESILIENT BASE	MANNINGTON, EDGE EFFECTS, 6" ELEGANCE 918 FLAX
RB-2	RESILIENT BASE	ROPPE, 4" RUBBER COVE, 140-FAWN
RS-1	RUBBER SHEET	MANNINGTON, COLORFIELDS, PEBBLE TAN 893
CPT-1	CARPET TILE	SHAW, ST017 QUARTZ, 14740 ZIRCON
SS-1	SOLID SURFACE	CORIAN, WHIPPED CREAM
SS-2	SOLID SURFACE	BRADLEY CORP, TERREON RE, BIRCH BARK
SS-3	SOLID SURFACE	CORIAN, CONCRETE
PLAM-1	PLASTIC LAMINATE	FORMICA, COGNAC MAPLE 7738-58
PLAM-2	PLASTIC LAMINATE	WILSONART, 4876-38, SHEER MESH
PLAM-3	PLASTIC LAMINATE	FORMICA, EARTHEN WARP 5880-58
P-1	PAINT	BENJAMIN MOORE, ALLY'S EARRING CSP-125
P-2	PAINT	BENJAMIN MOORE, URBAN SOPHISTICATE CSP-160
P-3	PAINT	BENJAMIN MOORE, BAREFOOT IN THE GRASS CSP-840
P-4	PAINT	BENJAMIN MOORE, SEA GLASS CSP-735
P-5	PAINT - DOORS & FRAMES	CUSTOM DAVIS-FROST, INC., NEUTRINO, SEMIGLOSS LATEX
WC-1	WALL COVERING	MAHARAM, STATIC 309572, 007 VETIVER
WP-1	WALL PROTECTION	ACROVYN, CHAMELEON, 704 BRAZILIAN NUT
EP-1	EPOXY FLOOR	SIKA, SIKAFLOOR DECOFLAKE, HAMPTON WITH SF 510 TOPCOAT
GLAZ-1	GLAZING	DESIGN TEX, FUSION UNDERWOOD, AP132, PATENT/CLEAR
GLAZ-2	GLAZING	JFORM, CLEAR
CPT	CARPET TILE	
CT	CERAMIC TILE, 2" x 2"	
EP	EPOXY FLOOR SYSTEM	
GLAZ	GLAZING	
GWB	GYPSUM WALL BOARD	
HM	SECURITY GRADE HOLLOW METAL FRAME	
ICB	INTEGRAL COVE BASE	
IRGB	IMPACT RESISTANT GYPSUM BOARD	
PLAM	PLASTIC LAMINATE	
M	METAL	
P	PAINT	
RB	RESILIENT BASE	
SS	SOLID SURFACE	
SV	SHEET VINYL	
CUSH	CUSHIONED FLOORING	
NOTES		
1 GYPSUM BOARD SHALL BE LEVEL 4 FINISH		
2 PAINT SHALL BE EGGSHELL FINISH		

ROOM FINISH SCHEDULE

ROOM NUMBER	ROOM NAME	RM CODE	FLOOR	WALL BASE	WALLS								CLG	CNTR TOP	MILLWORK	REMARKS	
					NORTH		EAST		SOUTH		WEST						
					MATL	FIN	MATL	FIN	MATL	FIN	MATL	FIN					
3A103	PUBLIC WOMEN		CT-1	CT-1	GWB	P-3	GWB	P-2	GWB	P-2	GWB	P-2	GWB	P-2	GWB		
3A104	PUBLIC MEN		CT-1	CT-1	GWB	P-2	GWB	P-2	GWB	P-4	GWB	P-2	GWB	P-2	GWB		
3A105	EXISTING OFFICE		CPT-1	RB-2	GWB	P-1	GWB	P-1	GWB	P-1	GWB	P-4	ACT				
3A106	LOUNGE/LOCKERS		SV-1	RB-2	GWB	P-2	GWB	P-2	GWB	P-2	GWB	P-2	ACT				
3A107	EXISTING OFFICE		CPT-1	RB-2	GWB	P-2	GWB	P-2	GWB	P-2	GWB	P-5	GWB				
3A107A	EXISTING OFFICE		CPT-1	RB-2	GWB	P-2	GWB	P-2	GWB	P-2	GWB	P-3	GWB				
3A108	EXISTING MOD		CPT-1	RB-2	GWB	P-1	GWB	P-1	GWB	P-1	GWB	P-4	GWB				
3A108A	EXISTING BATH		CT-1	CT-1	GWB	P-2	GWB	P-2	GWB	P-2	GWB	P-2	GWB				
3A109	EXISTING BATH		CT-1	CT-1	GWB	P-2	GWB	P-2	GWB	P-2	GWB	P-2	GWB				
3A109A	EXISTING RESIDENT		CPT-1	RB-2	GWB	P-4	GWB	P-1	GWB	P-1	GWB	P-1	ACT				
3A109B	EXISTING RESIDENT		CPT-1	RB-2	GWB	P-3	GWB	P-1	GWB	P-1	GWB	P-1	ACT				
3A109C	PSYCH ON-CALL		CPT-1	RB-2	GWB	P-4	GWB	P-1	GWB	P-1	GWB	P-1	ACT				
3A110	SHOWER		CT-1	CT-1	GWB	P-2	SS	SS-1	GWB	P-2	GWB	P-2	GWB				SS-1 SHOWER SURROUND
3A111	CONFERENCE/CLASS		CPT-1	RB-2	GWB	P-5	GWB	P-5	GWB	P-1	GWB	P-5	ACT				
3A112	OFFICE		CPT-1	RB-2	GWB	P-4	GWB	P-1	GWB	P-1	GWB	P-1	ACT				
3A113	COPY/MAILROOM		SV-1	RB-2	GWB	P-1	GWB	P-1	GWB	P-1	GWB	P-1	ACT	SS-3	PLAM-3		
3A114	OFFICE		CPT-1	RB-2	GWB	P-3	GWB	P-1	GWB	P-1	GWB	P-1	ACT				
3A115	OFFICE		CPT-1	RB-2	GWB	P-1	GWB	P-4	GWB	P-1	GWB	P-1	ACT				
3A116	OFFICE		CPT-1	RB-2	GWB	P-1	GWB	P-3	GWB	P-1	GWB	P-1	ACT				
3A117	OFFICE		CPT-1	RB-2	GWB	P-1	GWB	P-4	GWB	P-1	GWB	P-1	ACT				
3A118	OFFICE		CPT-1	RB-2	GWB	P-1	GWB	P-3	GWB	P-1	GWB	P-1	ACT				
3A119	OFFICE		CPT-1	RB-2	GWB	P-1	GWB	P-4	GWB	P-1	GWB	P-1	ACT				
3A120	OPEN OFFICE WORKSTATIONS		CPT-1	RB-2	GWB	P-1	GWB	P-5	GWB	P-5	GWB	P-5	ACT				
3A121A	STAFF WOMEN		CT-1	CT-1	GWB	P-3	GWB	P-2	GWB	P-2	GWB	P-2	GWB	SS-3			
3A121B	STAFF MEN		CT-1	CT-1	GWB	P-2	GWB	P-2	GWB	P-4	GWB	P-2	GWB	SS-3			
3A122	FUTURE GROWTH																
3A123	FUTURE GROWTH																
3A124	FUTURE GROWTH																
3A127	FUTURE GROWTH																
3B101	VISITORS LOCKERS		SV-1	RB-1	GWB	P-1	GWB	P-1	GWB	P-1	GWB	P-1	GWB			PLAM-3, GLAZ-1	
3B102	HALLWAY		SV-1	RB-1	GWB	P-2	GWB	P-2	GWB	P-2	GWB	P-2	ACT				
3B102A	EXAM		SV-1	RB-1	GWB	P-2	GWB	P-2	GWB	P-2	GWB	P-2	ACT				
3B102B	CLEAN LINEN & UTILITY		EP-1	EP-1	GWB	P-1	GWB	P-1	GWB	P-1	GWB	P-1	ACT				
3B102C	SOILED LINEN & UTILITY		EP-1	EP-1	GWB	P-1	GWB	P-1	GWB	P-1	GWB	P-1	ACT				
3B102D	CONFERENCE/REPORT		SV-1	RB-1	GWB	P-2	GWB	P-2	GWB	P-2	GWB	P-2	ACT				
3B107	PATIENT TWO BED		SV-1	RB-1	IRGB	P-1	IRGB	P-4	IRGB	P-1	IRGB	P-1	GWB	SS-3	PLAM-3		
3B107A	PATIENT BATHROOM		CT-1	CT-1	SS	SS-1	GWB	P-2	GWB	P-2	GWB	P-2	GWB	SS-2			SS-2 LAV, SS-1 SHOWER SURROUND
3B109	PATIENT TWO BED		SV-1	RB-1	IRGB	P-1	IRGB	P-1	IRGB	P-1	IRGB	P-4	GWB	SS-1	PLAM-3		
3B109A	PATIENT BATHROOM		CT-1	CT-1	SS	SS-1	GWB	P-2	GWB	P-2	GWB	P-2	GWB	SS-2			SS-2 LAV, SS-1 SHOWER SURROUND
3B111	STORAGE		EP-1	EP-1	GWB	P-1	GWB	P-1	GWB	P-1	GWB	P-1	ACT				
3B112	PATIENT TWO BED		SV-1	RB-1	IRGB	P-1	IRGB	P-3	IRGB	P-1	IRGB	P-1	GWB	SS-3	PLAM-3		
3B112A	PATIENT BATHROOM		CT-1	CT-1	SS	SS-1	GWB	P-2	GWB	P-2	GWB	P-2	GWB	SS-2			SS-2 LAV, SS-1 SHOWER SURROUND
3B114	PATIENT ONE BED		SV-1	RB-1	IRGB	P-1	IRGB	P-1	IRGB	P-1	IRGB	P-4	GWB	SS-3	PLAM-3		
3B114A	PATIENT BATHROOM		CT-1	CT-1	SS	SS-1	GWB	P-2	GWB	P-2	GWB	P-2	GWB	SS-2			SS-2 LAV, SS-1 SHOWER SURROUND
3B116	NURSES STATION		RS-1	RB-1	GWB	P-1, 4	GWB	P-1, 4	GWB	P-1, 4	GWB	P-1, 4	ACT	SS-1	PLAM-3, GLAZ-2		
3B116A	WORKROOM		RS-1	RB-1	GWB	P-1, 3	GWB	P-1, 3	GWB	P-1, 3	GWB	P-1, 3	ACT	SS-3	PLAM-3		
3B116B	MEDICATION		RS-1	RB-1	GWB	P-1	GWB	P-1	GWB	P-1	GWB	P-1	ACT	SS-1	PLAM-2, 3		
3B119	GROUP		SV-1	RB-1	GWB	P-2	GWB	P-3	GWB	P-2	GWB	P-2	ACT				
3B120	GROUP		SV-1	RB-1	GWB	P-2	GWB	P-4	GWB	P-2	GWB	P-2	ACT				
3B121	SENSORY		SV-1	RB-1	GWB	P-2	GWB	P-2	GWB	P-2	GWB	WC-1	GWB				
3B122	SECURE HALLWAY		SV-1	RB-1	IRGB	P-1	IRGB	P-1	IRGB	P-1	IRGB	P-1	GWB				
3B122A	ISOLATION SECLUSION		SV-1 CUSH-1	RB-1	IRGB	P-1	IRGB	P-1	IRGB	P-1	IRGB	P-1	GWB				CUSHIONED FLOORING UNDERLAYMENT
3B122B	ISOLATION ANTEROOM		SV-1	RB-1	IRGB	P-1	IRGB	P-1	IRGB	P-1	IRGB	P-1	GWB				
3B122C	ISOLATION RESTRAINT		SV-1	RB-1	IRGB	P-1	IRGB	P-1	IRGB	P-1	IRGB	P-1	GWB				

ROOM FINISH SCHEDULE

ROOM NUMBER	ROOM NAME	RM CODE	FLOOR	WALL BASE	WALLS								CLG	CNTR TOP	MILLWORK	REMARKS		
					NORTH		EAST		SOUTH		WEST							
					SS	FIN	MATL	FIN	MATL	FIN	MATL	FIN						
3B122D	ISOLATION BATHROOM		CT-1	CT-1	SS	SS-1	GWB	P-2	GWB	P-2	GWB	P-2	GWB	P-2	GWB	SS-2		SS-2 LAV, SS-1 SHOWER SURROUND
3B127	PATIENT RESOURCE		SV-2	RB-1	GWB	P-2	GWB	P-2	GWB	P-2	GWB	P-2	GWB	P-2	GWB		GLAZ-1	
3B128	STORAGE		EP-1	EP-1	GWB	P-1	GWB	P-1	GWB	P-1	GWB	P-1	GWB	P-1	GWB			
3B129	INTERVIEW		SV-2	RB-1	GWB	P-2	GWB	P-2	GWB	P-2	GWB	P-2	GWB	P-2	GWB			
3B130	PATIENT ONE BED		SV-1	RB-1	IRGB	P-1	IRGB	P-4	IRGB	P-1	IRGB	P-1	GWB	SS-3	PLAM-3			
3B130A	PATIENT BATHROOM		CT-1	CT-1	SS	SS-1	GWB	P-2	GWB	P-2	GWB	P-2	GWB	SS-2			SS-2 LAV, SS-1 SHOWER SURROUND	
3B132	STAFF TOILET		CT-1	CT-1	SS	SS-1	GWB	P-4	GWB	P-4	GWB	P-4	GWB	SS-3				
3B133	BIARIATRIC ONE BED		SV-1	RB-1	IRGB	P-1	IRGB	P-3	IRGB	P-1	IRGB	P-1	GWB	SS-3	PLAM-3			
3B133A	BIARIATRIC BATHROOM		CT-1	CT-1	SS	SS-1	GWB	P-2	GWB	P-2	GWB	P-2	GWB	SS-2			SS-2 LAV, SS-1 SHOWER SURROUND	
3B135	BIARIATRIC ONE BED		SV-1	RB-1	IRGB	P-1	IRGB	P-1	IRGB	P-1	IRGB	P-4	GWB	SS-3	PLAM-3			
3B135A	BIARIATRIC BATHROOM		CT-1	CT-1	GWB	P-2	GWB	P-2	SS	SS-1	GWB	P-2	GWB	SS-2			SS-2 LAV, SS-1 SHOWER SURROUND	
3B137	HAC		EP-1	EP-1	GWB	P-1	GWB	P-1	GWB	P-1	GWB	P-1	GWB					
3B138	EQUIPMENT STORAGE		SV-1	RB-1	GWB	P-1	GWB	P-1	GWB	P-1	GWB	P-1	GWB					
3B139	ACCESSIBLE ONE BED		SV-1	RB-1	IRGB	P-1	IRGB	P-1	IRGB	P-1	IRGB	P-4	GWB	SS-3	PLAM-3			
3B139A	PATIENT BATHROOM		CT-1	CT-1	GWB	P-2	GWB	P-2	SS	SS-1	GWB	P-2	GWB	SS-2			SS-2 LAV, SS-1 SHOWER SURROUND	
3B141	ACCESSIBLE ONE BED		SV-1	RB-1	IRGB	P-1	IRGB	P-3	IRGB	P-1	IRGB	P-1	GWB	SS-3	PLAM-3			
3B141A	PATIENT BATHROOM		CT-1	CT-1	GWB	P-2	GWB	P-2	SS	SS-1	GWB	P-2	GWB	SS-2			SS-2 LAV, SS-1 SHOWER SURROUND	
3B143	LAUNDRY		EP-1	EP-1	GWB	P-2	GWB	P-2	SS	SS-1	GWB	P-2	GWB					
3B144	PATIENT TWO BED		SV-1	RB-1	IRGB	P-1	IRGB	P-1	IRGB	P-1	IRGB	P-4	GWB	SS-3	PLAM-3			
3B144A	PATIENT BATHROOM		CT-1	CT-1	GWB	P-2	GWB	P-2	SS	SS-1	GWB	P-2	GWB	SS-2			SS-2 LAV, SS-1 SHOWER SURROUND	
3B146	STORAGE		EP-1	EP-1	GWB	P-1	GWB	P-1	GWB	P-1	GWB	P-1	GWB					
3B147	PATIENT TWO BED		SV-1	RB-1	IRGB	P-1	IRGB	P-1	IRGB	P-1	IRGB	P-4	GWB	SS-3	PLAM-3			
3B147A	PATIENT BATHROOM		CT-1	CT-1	GWB	P-2	GWB	P-2	SS	SS-1	GWB	P-2	GWB	SS-2			SS-2 LAV, SS-1 SHOWER SURROUND	
3B149	PATIENT ONE BED		SV-1	RB-1	IRGB	P-1	IRGB	P-1	IRGB	P-1	IRGB	P-3	GWB	SS-3	PLAM-3			
3B149A	PATIENT BATHROOM		CT-1	CT-1	GWB	P-2	GWB	P-2	SS	SS-1	GWB	P-2	GWB	SS-2			SS-2 LAV, SS-1 SHOWER SURROUND	
3B151	PATIENT ONE BED		SV-1	RB-1	IRGB	P-1	IRGB	P-1	IRGB	P-1	IRGB	P-4	GWB	SS-3	PLAM-3			
3B151A	PATIENT BATHROOM		CT-1	CT-1	GWB	P-2	GWB	P-2	SS	SS-1	GWB	P-2	GWB	SS-2			SS-2 LAV, SS-1 SHOWER SURROUND	
3B153	PATIENT ONE BED		SV-1	RB-1	IRGB	P-1	IRGB	P-1	IRGB	P-1	IRGB	P-4	GWB	SS-3	PLAM-3			
3B153A	PATIENT BATHROOM		CT-1	CT-1	GWB	P-2	GWB	P-2	SS	SS-1	GWB	P-2	GWB	SS-2			SS-2 LAV, SS-1 SHOWER SURROUND	
3B155	PATIENT ONE BED		SV-1	RB-1	IRGB	P-1	IRGB	P-3	IRGB	P-1	IRGB	P-1	GWB	SS-3	PLAM-3			
3B155A	PATIENT BATHROOM		CT-1	CT-1	GWB	P-2	GWB	P-2	SS	SS-1	GWB	P-2	GWB	SS-2			SS-2 LAV, SS-1 SHOWER SURROUND	
3B157	DAYROOM		SV-1	RB-1	GWB	P-1	GWB	P-4	GWB	P-1	GWB	P-1	ACT					
3B158	DINING		SV-1	RB-1	GWB	P-1	GWB	WC-1	GWB	P-1	GWB	P-1	ACT	SS-1	PLAM-2			
3B159	PANTRY		SV-1	RB-1	GWB	P-1	GWB	P-1	GWB	P-1	GWB	P-1	ACT	SS-1	PLAM-2			
3B159A	SERVERY		SV-1	RB-1	GWB	P-1	GWB	P-1	GWB	P-1	GWB	P-1	ACT	SS-1	PLAM-2			
C316	CORRIDOR		SV-2	RB-1	GWB	P-1	GWB	P-1	GWB	P-1	GWB	P-4	ACT					
C317	CORRIDOR		SV-1, SV-2	RB-1	GWB	P-1, 3	GWB	P-3	GWB	P-1	GWB	P-3	ACT	SS-3	PLAM-3			
C317A	CORRIDOR		SV-1, SV-2	RB-1	GWB	P-1	GWB	P-1	GWB	P-1	GWB	P-1	ACT					
C318	CORRIDOR		SV-1, SV-2	RB-1	GWB	P-1, 3	GWB	P-1, 4	GWB	P-1	GWB	P-1	ACT	SS-3				
C319	CORRIDOR		SV-1, SV-2	RB-1	GWB	P-1	GWB	P-1	GWB	P-1	GWB	P-4	ACT	SS-3	PLAM-3			
C320	CORRIDOR		SV-1, SV-2	RB-1	GWB	P-1	GWB	P-1	GWB	P-1, 3, 4	GWB	P-1	ACT	SS-3	PLAM-3			
C320A	CORRIDOR		SV-1, SV-2	RB-1	GWB	P-2	GWB	P-1	GWB	P-1	GWB	P-1	ACT					
C34	CORRIDOR		SV-2	RB-1	GWB	P-2	GWB	P-2	GWB	P-2	GWB	P-2	ACT					
C34B	CORRIDOR		SV-2	RB-1	GWB	P-2	GWB	P-2	GWB	P-2	GWB	P-2	ACT					
C34C	CORRIDOR		SV-2	RB-1	GWB	P-2	GWB	P-2	GWB	P-2	GWB	P-2	ACT					
C35	CORRIDOR		SV-2	RB-1	GWB	P-2	GWB	P-2	GWB	P-2	GWB	P-2	ACT					
C36	CORRIDOR		SV-2	RB-1	GWB	P-4	GWB	P-2	GWB	P-2	GWB	P-2	ACT					
C37A	CORRIDOR		SV-2	RB-1	GWB	P-2	GWB	P-2	GWB	P-2	GWB	P-2	ACT					
C37B	CORRIDOR		SV-2	RB-1	GWB	P-2	GWB	P-2	GWB	P-2	GWB	P-2	ACT					