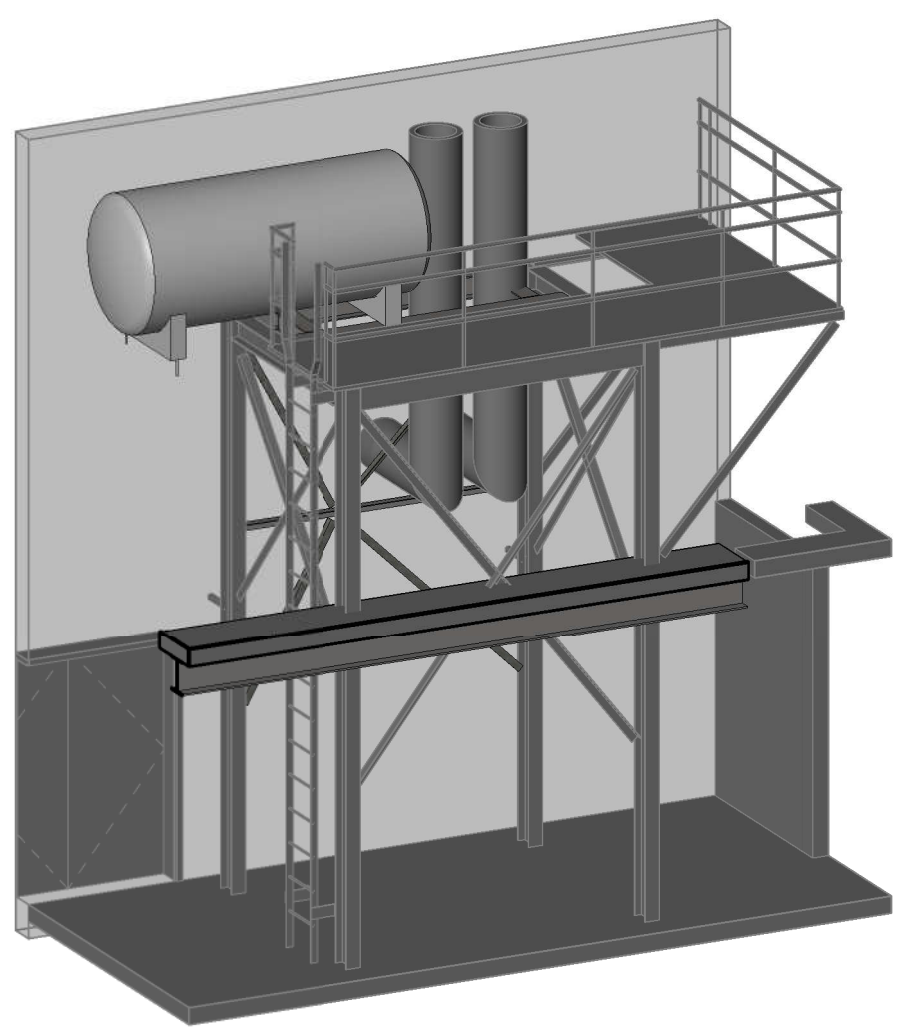
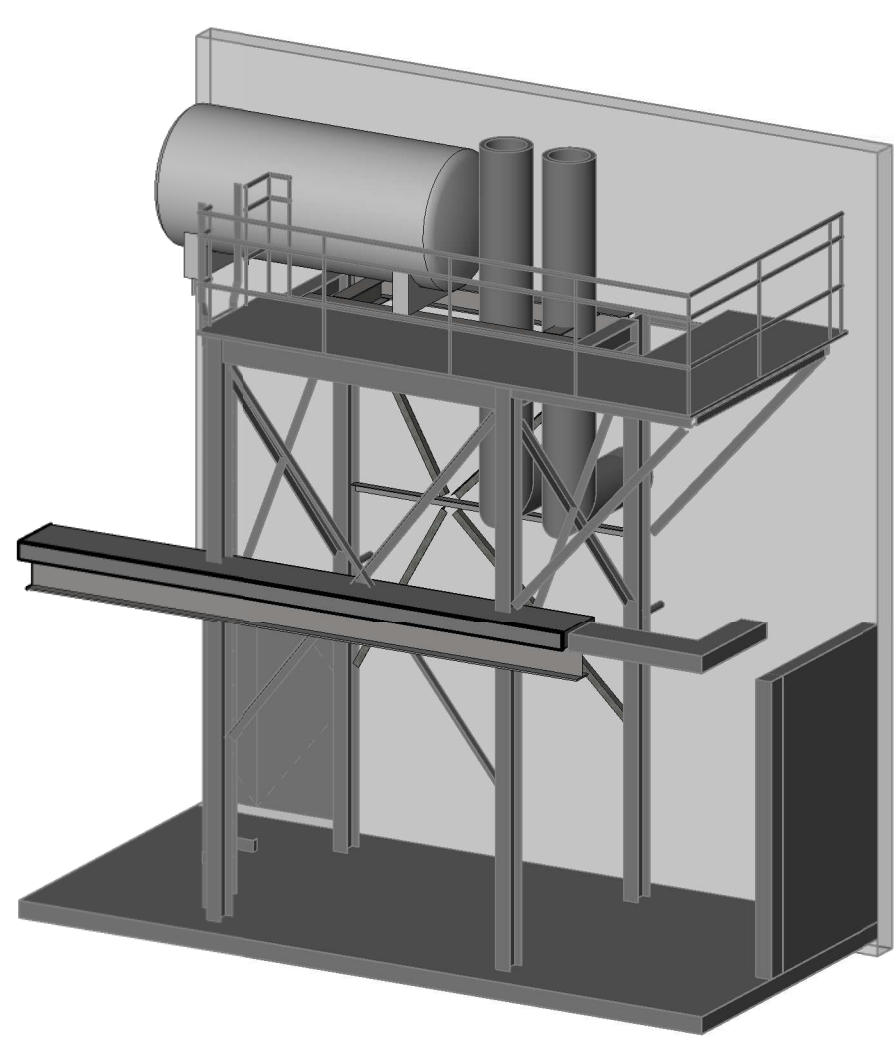
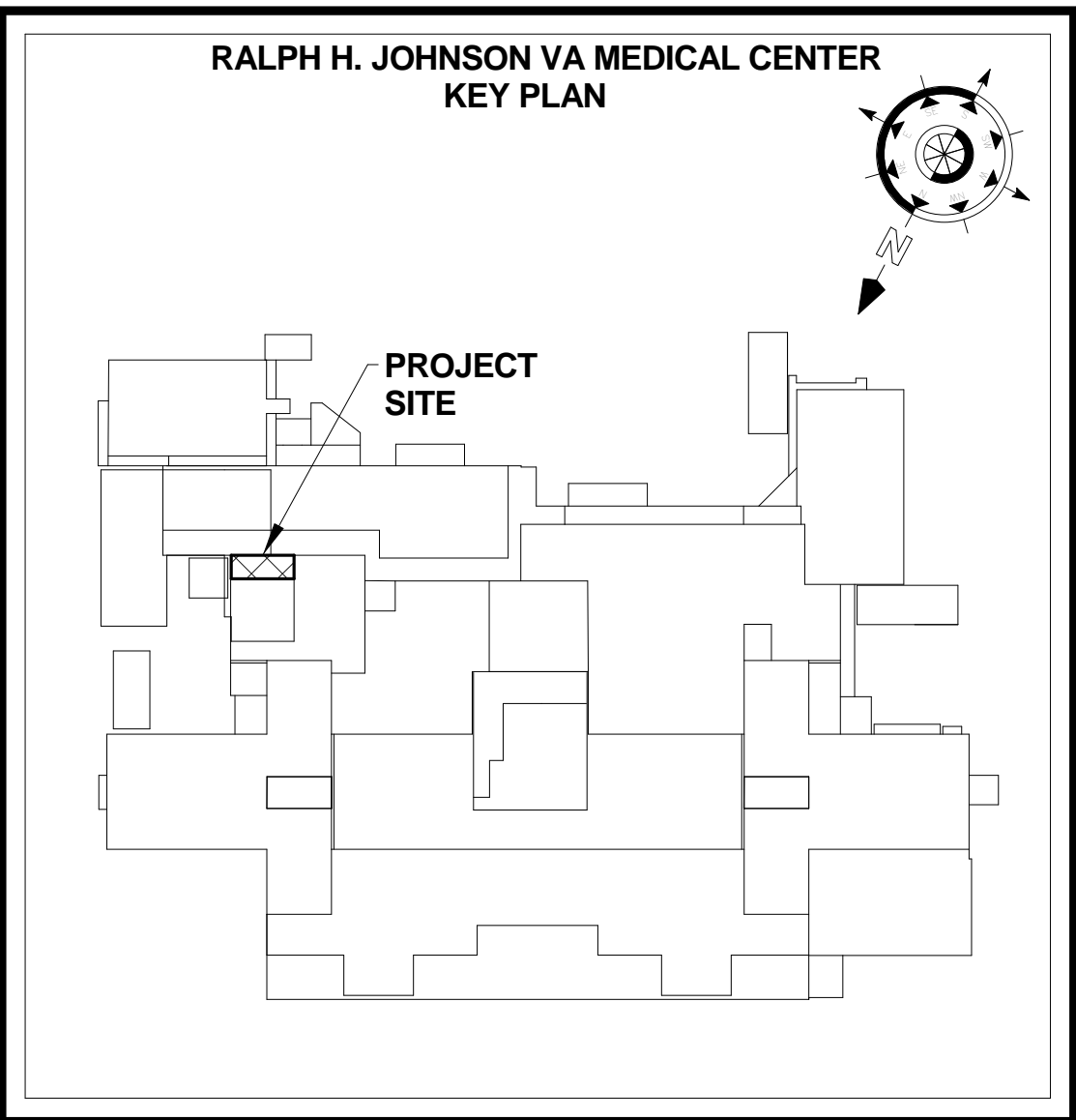


Modify and complete existing design for structural drawing S-1A to allow for relocation of Deaerator Tank by approximately 4'-6" from original position as shown on drawing. Field verify chill water piping to confirm exact dimension tank needs to move. Also modify and complete S-1A to accommodate 14" chill water supply and return piping that will pass through the structural steel platform as shown, including grating and any support steel for tank and grating. Provide S.C. PE stamped drawing for approval. Once approved, proceed with work on S-1A



Revisions	Date	Project Team:	Consultants:	Architect/Engineer Seal	Architect/Engineer Seal	Architect/Engineer Seal	Architect/Engineer Address	Drawing Title	Project Title	Date	Project No.	Drawing No.	Department of Veterans Affairs
		William C. Neel, P.E. Principal CAN Engineering					CAN Engineering, Inc. 4109 East North Street, Suite 200 Greenville, South Carolina 29615 Ph: (864) 271-9915 Fax: (864) 268-7510 Email: CANENGINE@aol.com CAN Project 100417A	DA TANK SUPPORT	INSTALL DEAERATOR TANK	APRIL 2014	534-14-929	S-1A	Department of Veterans Affairs
		Eugene M. Ogozalek, AIA, NCARB Architect Willow Design Architecture					409 LACKAWANNA AVE., SUITE 7C SCRANTON, PA 18503 V:(570)330-9032 F:(570)330-9017 www.willowdesign.biz SERVICE ORNAMENTAL VETERAN OWNED SMALL BUSINESS	Approved: Division Chief	Building Number	Checked RHK	Drawn MBJ	Location	
		Richard Kapp, P.E. (2014-042) Structural Engineer Professional Engineering Associates						Approved: Service Director	CHARLESTON, SC				

FULLY SPRINKLERED