

SEE P-7 FOR CONTINUATION
MATCH LINE

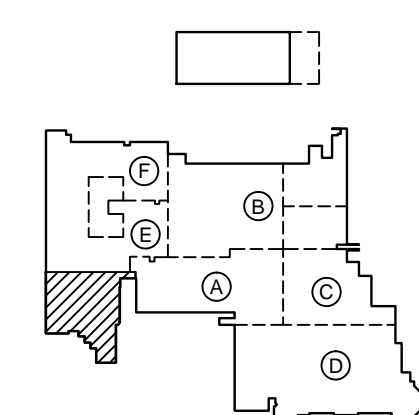
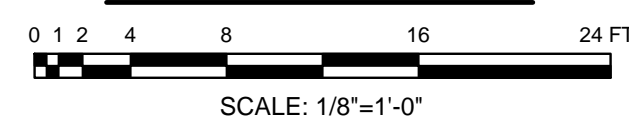
MATCH LINE
SEE P-1 FOR CONTINUATION

CONSTRUCTION NOTES:


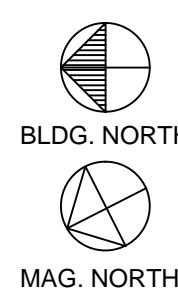
1. LAB FAUCETS: REPLACE EXISTING LABORATORY FAUCETS WITH NEW. INSTALL ISOLATION VALVES ON HOT AND COLD WATER SUPPLY PIPING. INSTALL CHECK VALVE ON HOT WATER SUPPLY PIPING. ALL VALVES SHALL BE LOCATED IN ACCESSIBLE LOCATIONS.
2. MOP SINK FAUCETS: INSTALL CHECK VALVE ON HOT WATER SUPPLY PIPING. ALL VALVES SHALL BE LOCATED IN ACCESSIBLE LOCATIONS.
3. SHOWER VALVES: INSTALL CHECK VALVE ON HOT WATER SUPPLY PIPING. ALL VALVES SHALL BE LOCATED IN ACCESSIBLE LOCATIONS.
4. SENSOR FAUCETS: INSTALL CHECK VALVE ON HOT WATER SUPPLY PIPING. ALL VALVES SHALL BE LOCATED IN ACCESSIBLE LOCATIONS.
5. KNEE PEDAL CONTROL FAUCETS: INSTALL CHECK VALVE ON HOT WATER SUPPLY PIPING. ALL VALVES SHALL BE LOCATED IN ACCESSIBLE LOCATIONS.
6. REMOVE EXISTING AERATORS, WHERE APPLICABLE, AND INSTALL LAMINAR FLOW END DEVICE ON ALL FAUCETS.
7. INSTALL CHECK VALVES ON ALL HOT WATER MAINS AND HOT WATER RECIRCULATING MAINS AT EACH FLOOR. INSTALL NEW ISOLATION VALVE IF NO EXISTING ISOLATION VALVE IS INSTALLED.

ALL EXISTING CONDITIONS ARE FROM RECORD DRAWINGS.
CONTRACTOR TO FIELD VERIFY ALL CONDITIONS PRIOR TO START OF CONSTRUCTION.

FIRST FLOOR - G & H WINGS
PLUMBING PLAN



KEY PLAN - FIRST FLOOR



ISSUED FOR CONSTRUCTION	03/29/13	Drawn By:	WBR
		Checked:	CVW
Revisions:	Date:		



Project Title:
Replace Water Lines - Phase 6
Building 801 - Downtown Division

Drawing Title:
FIRST FLOOR - G & H WINGS
PLUMBING PLAN

Date:
03/29/13
Project No.
509-10-124
Drawing No.
P-9
Dwg. 10 of 29

