




SCENARIO NO. 10




SCENARIO NO. 11



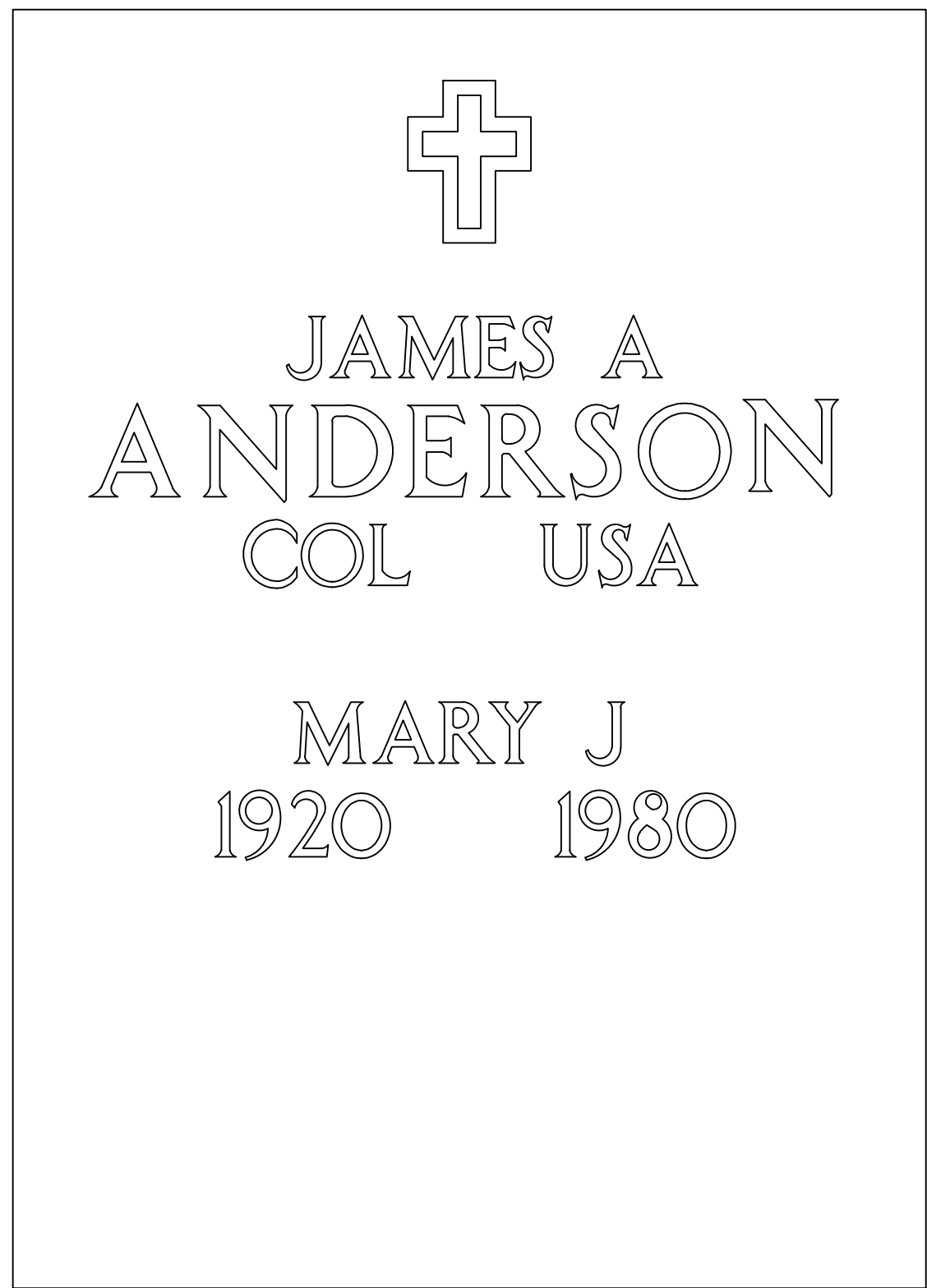
SCENARIO NO. 12



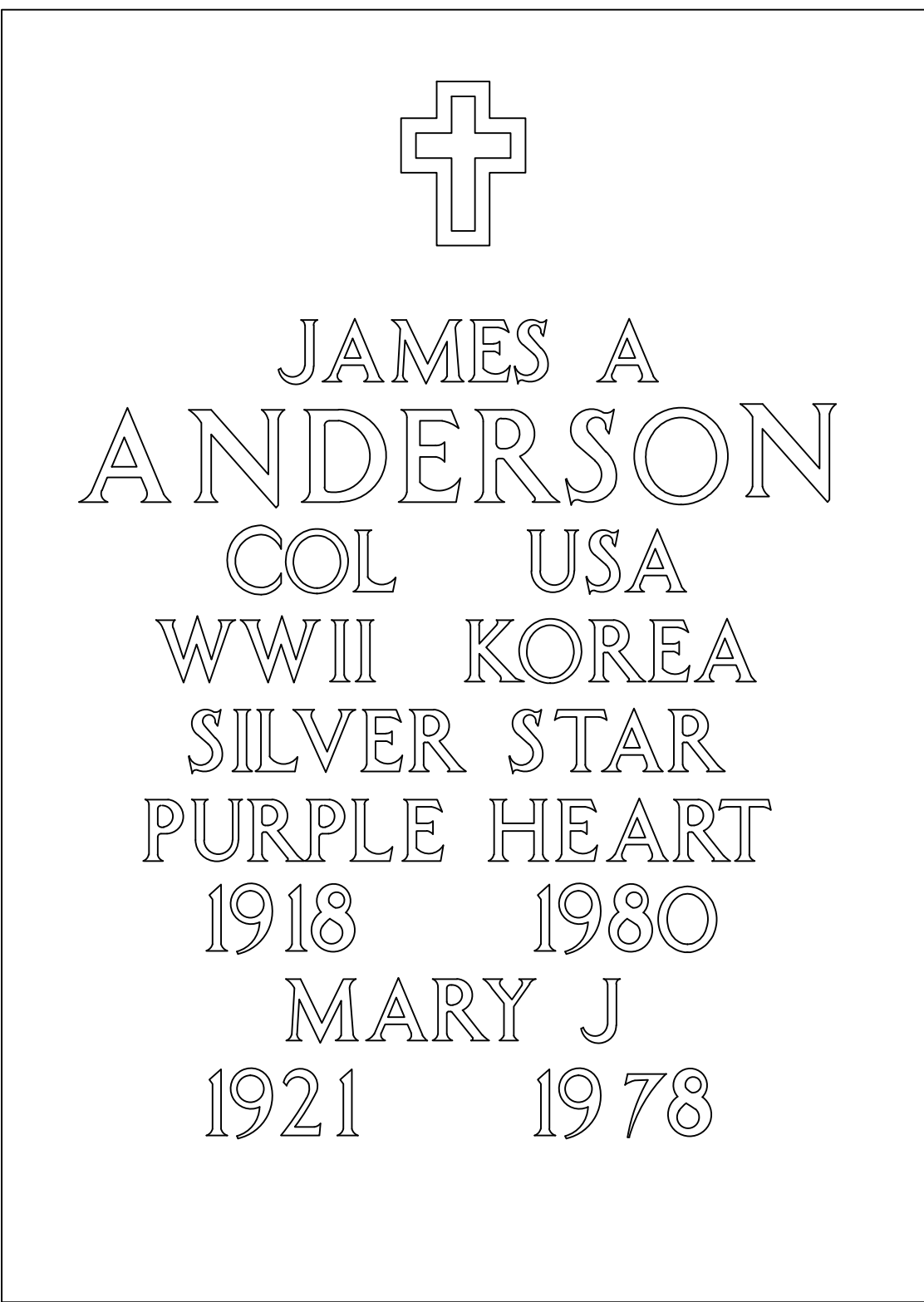
SCENARIO NO. 13



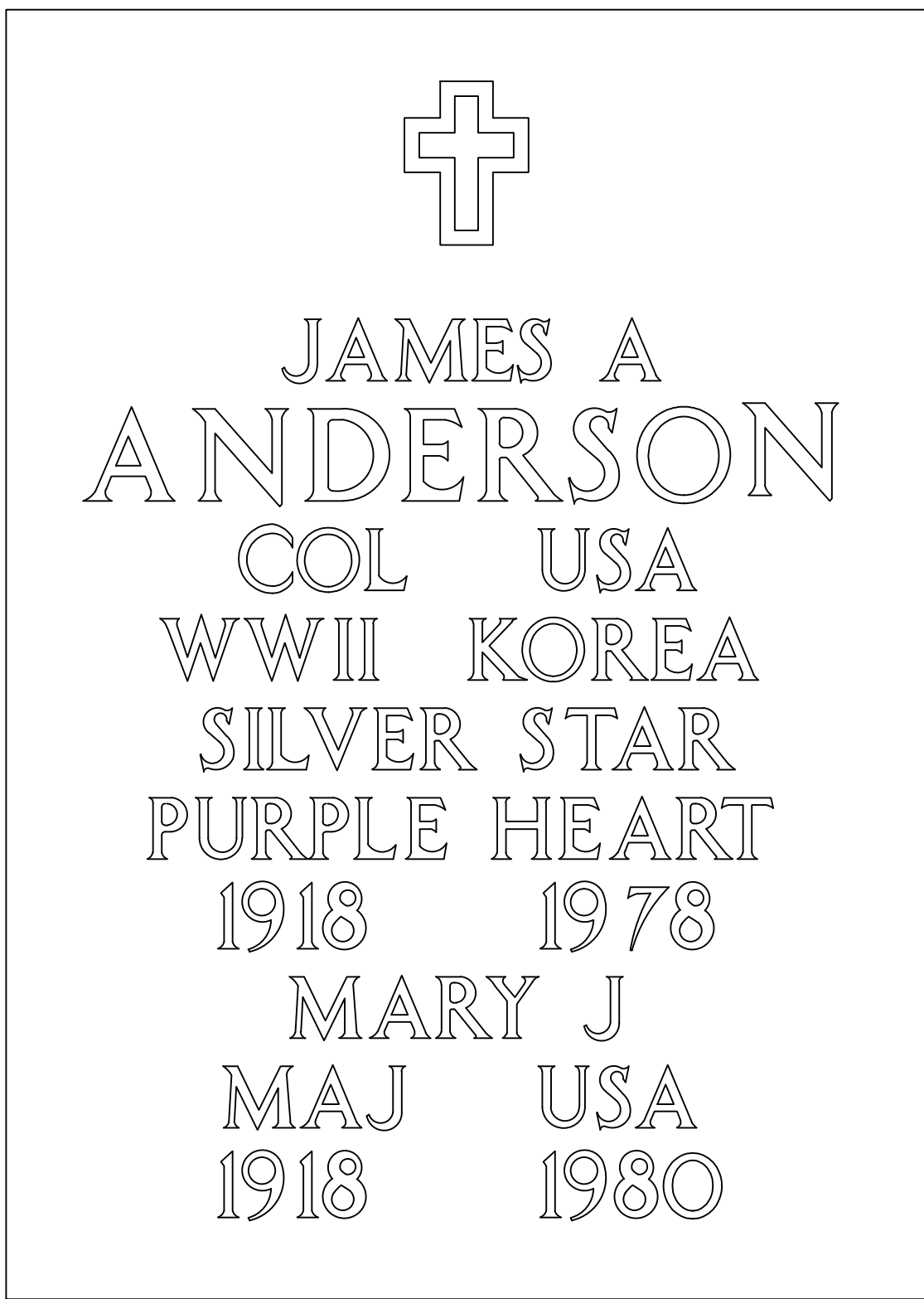
SCENARIO NO. 14



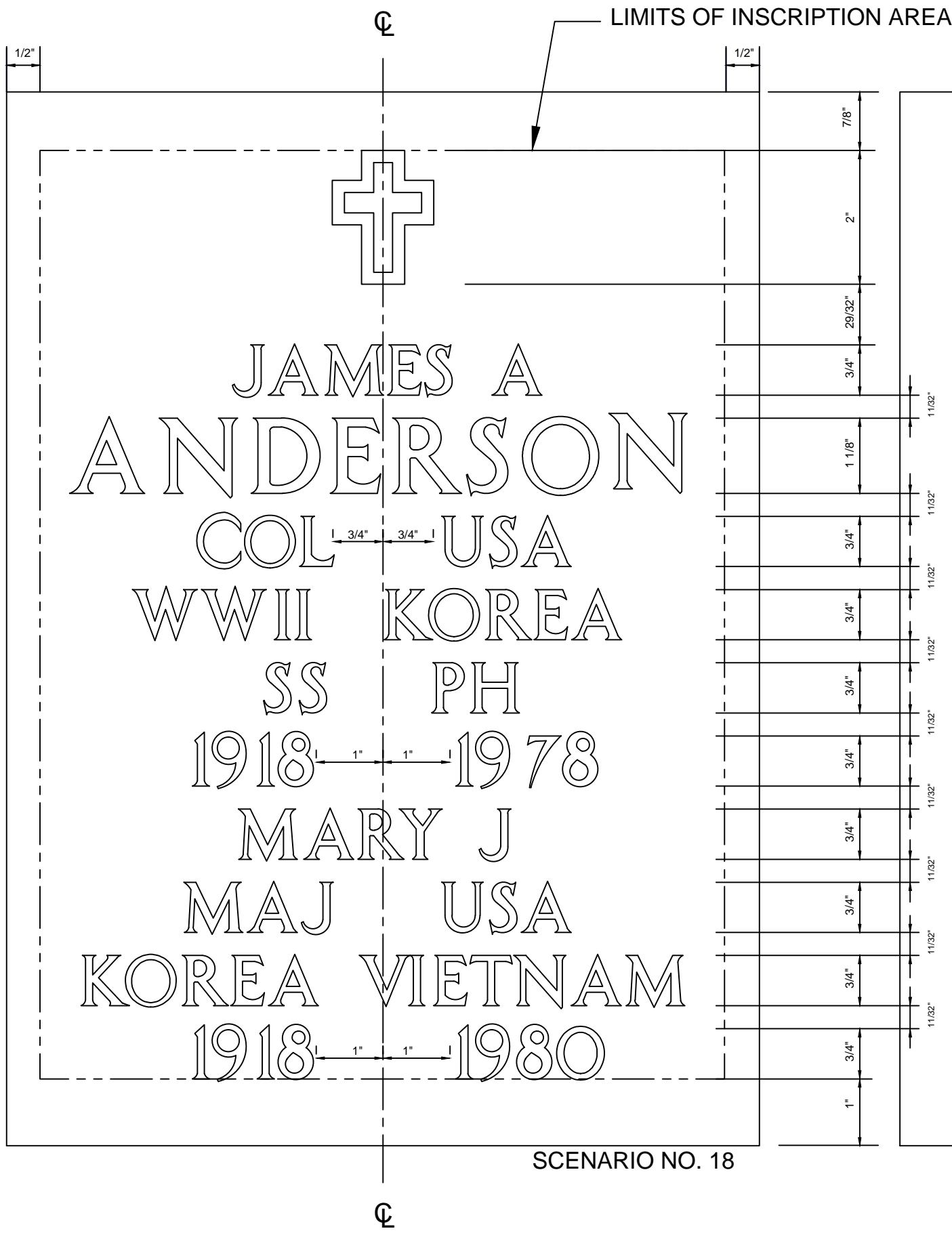
SCENARIO NO. 15



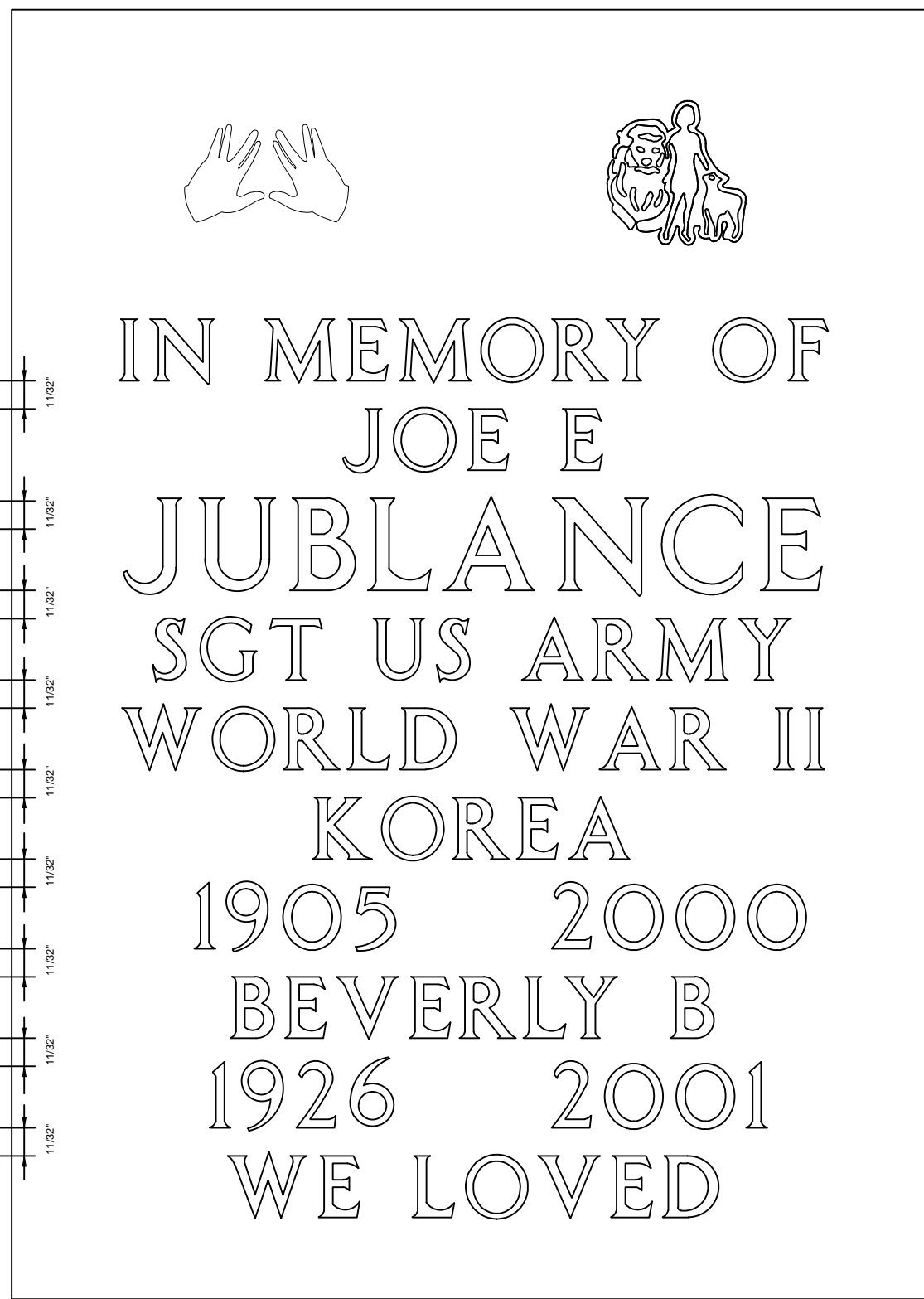
SCENARIO NO. 16



SCENARIO NO. 17



SCENARIO NO. 18



SCENARIO NO. 19

PROCEDURES AND FORMATS FOR INSCRIBING STONE NICHE COVERS

- For Arlington National Cemetery, the family's surname is always shown after the first and middle name.
- The veteran's identification is always then shown following the surname, even if the veteran is not the first family decedent. The remaining inscriptions are done in a manner which will accept inscriptions of required information for subsequent family decedents. This manner of inscribing niche covers will preclude the need for destroying covers to accommodate inscriptions for family members and will, in all cases, show appropriate veteran recognition.
- Below are scenarios to demonstrate inscription formats and procedures based on the maximum allowable number of lines being 10 when an emblem of belief is included.
- The space between the Rank and Branch of Service shall be 1 1/2" and centered horizontally on marker face.
- The space between the Date of Birth and Date of Death shall be 2" and centered horizontally on marker face.
- The space between two Emblems of Belief shall be 3" and centered horizontally on marker face.
- For niche covers E1, H1, and H1 reference drawings) A-LFN&OC-1/2/3 for font specifications and inscription depth.

SCENARIO NO. 10 - A dependent child predeceased the veteran and the spouse. The veteran was subsequently interred with the dependent child (Scenario No. 9). The non-veteran spouse was then subsequently interred with the dependent child and the veteran. The spouse's given name and years of birth and death are then field inscribed.

SCENARIO NO. 11 - A dependent child predeceased the veteran and the spouse. The non-veteran spouse was subsequently interred with the dependent child. The spouse's given name and years of birth and death are field inscribed. Space has been provided for later addition of the veteran's years of birth and death and war periods.

SCENARIO NO. 12 - A dependent child predeceased the veteran and the spouse. The non-veteran spouse was subsequently interred with the dependent child (Scenario No. 10). The veteran was then subsequently interred with the dependent child and the non-veteran spouse. The veteran's years of birth and death and war periods are then field inscribed.

SCENARIO NO. 13 - Same scenario as Scenario No. 11, however, the non-veteran spouse had retained her maiden surname.

SCENARIO NO. 14 - The non-veteran spouse predeceased the veteran. The spouse and the veteran are not the same religion. The symbol for the spouse's religion is inscribed immediately above the spouse's given name. Space has been provided for the future addition of the veteran's years of birth and death, and war periods. The spouse's religious emblem shall be a full 2" emblem.

SCENARIO NO. 15 - The non-veteran spouse predeceased the veteran. Space is made available for the future inscription of the veteran's years of birth and death, as well as war periods and valor awards if known at the time of the spouse's interment.

SCENARIO NO. 16 - The non-veteran spouse was subsequently interred with the dependent child. The veteran was known at the time of the spouse's interment. The veteran is then subsequently interred with the spouse. The veteran's years of birth and death, war periods and valor awards are then field inscribed.

SCENARIO NO. 17 - A veteran predeceased a veteran's spouse. The veteran's spouse is subsequently interred with the veteran. One veteran's inscription indicates valor awards. This inscription depicts the maximum number of lines available on the niche cover using the standard religious emblems. In this scenario there is not space available for one veteran's war period. An option is to abbreviate valor awards and inscribe them on one line if the family concurs. (See Scenario No. 18)

SCENARIO NO. 18 - This is the same scenario as Scenario No. 17, however, valor awards have been abbreviated and inscribed on one line of text.



NATIONAL  
CEMETERY  
ADMINISTRATION

Drawing Title <b>NICHE COVER INSCRIPTION SCENARIOS - CONTINUED</b>	
Approved: Director, Memorial Programs Service	
Signed	
Approved: Chief of Operations, Memorial Programs Service	
Signed	

Project Title <b>GOVERNMENT HEADSTONES AND MARKERS</b>	
Marker Type <b>E1</b>	Checked <b>KEE/KS</b>
Location	Drawn <b>MLT SYSTEMS</b>
Digital File <b>NCIS-2.DWG 24" x 36" SHEET</b>	

Date <b>JULY 31 2014</b>
Project No.
Drawing No. <b>A-E1-BNC</b>
Sheet <b>3</b> of <b>3</b>