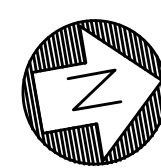


KEYED NOTES:

- 1 REMOVE EXISTING RADIATOR SUPPLY VALVE AND PT STEAM TRAP. INSTALL NEW RADIATOR SUPPLY VALVE, PT STEAM TRAP, VACUUM BREAKER, STRAINER AND AUTO CONTROL VALVE. INTEGRATE CONTROL VALVE WITH BMS. REFER TO DETAIL.
- 2 INSTALL NEW TEMP. SENSOR TO CONTROL RADIATOR. INTEGRATE T'STAT WITH BMS.
- 3 ROUTE NEW HHWS/R DOWN TO MECH. RM 1B34-1. ANCHOR PIPING TO EXIST BRICK FACADE. REMOVE BRICK ABOVE CLG TO ROUTE PIPING. SLEEVE AND SEAL WALL PENETRATION WITH FIRE CAULK.
- 4 REMOVE AND REPLACE SECTION OF WALL TO INSTALL PIPING. REFER TO ARCH.



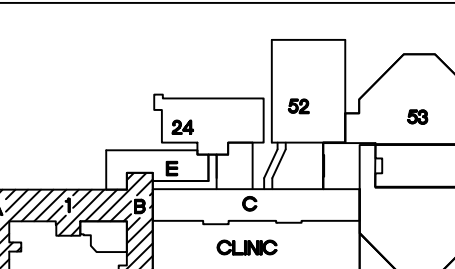

1 LEVEL 2, A-B WING: HVAC HEATING PIPING PLAN  
1/8"=1'-0"

ASBESTOS NOTE:  
IF THE EXECUTION OF THIS WORK REQUIRES THE DISTURBING OF ANY SUBSTANCE WHICH APPEARS TO BE ASBESTOS OR WHICH MAY CONTAIN ASBESTOS FIBER, NOTIFY THE OWNER BEFORE CONTINUING WORK AT THE SUSPECT LOCATION. ANY MATERIAL TESTING POSITIVE SHALL BE REMOVED BY THE OWNER BEFORE WORK CONTINUES.

NOTE: EXISTING CONDITIONS SHOWN WERE DERIVED FROM OWNER FURNISHED DRAWINGS AND FIELD OBSERVATIONS. SOME BUILDING FEATURES AND MEP SYSTEMS ARE NOT SHOWN FOR CLARITY. FIELD VERIFY BUILDING CONSTRUCTION. FIELD VERIFY THE LOCATION, SIZE AND QUANTITY OF ALL EQUIPMENT.

NOTE: REFER TO DETAILS AND SCHEMATICS FOR PIPING, VALVES, FITTINGS AND OTHER APPURTENANCES REQUIRED, BUT NOT SHOWN FOR CLARITY.

The seal appearing on this document was authorized by Robert M. Dawkins, 2017B on 03/28/2013. Alteration of a sealed document without proper notation to the responsible engineer is an offense under the Oklahoma Engineering Practice Act.



KEY PLAN  
SCALE: NO SCALE



REVISIONS	DESCRIPTION	DATE



Dept. of Veterans Affairs  
Jack C. Montgomery  
Medical Center  
1011 Honor Heights Drive  
Muskogee, Oklahoma 74401

ENGINEER:

RMD CONSULTING, LLC  
2815 VALLEY VIEW LANE, STE. 214  
DALLAS, TX 75234  
P: 972-488-8077 F: 972-488-8174  
PROJECT NUMBER: 11-5801  
OK REG. ENGINEERING FIRM: 5183

CONSULTANTS:

ARCHITECT:  
ARCHITECTURAL CONCEPTS, INC.  
669 AIRPORT FREEWAY, STE. 300  
HURST, TX 76053  
P: 817-285-8885 F: 817-285-8021

APPROVED:

APPROVED:

APPROVED:

APPROVED:

APPROVED:

APPROVED:

APPROVED: Interior Designer

APPROVED:

APPROVED:

APPROVED:

APPROVED:

APPROVED:

APPROVED: Safety Manager

APPROVED:

APPROVED:

APPROVED:

APPROVED:

APPROVED:

APPROVED: Medical Center Director

APPROVED:

APPROVED:

APPROVED:

APPROVED:

APPROVED:

DRAWING TITLE  
LEVEL 2, A-B WING:  
HVAC HEATING PIPING  
PLAN

PROJECT NO.  
623-10-104

BUILDING NO.  
01

CONTRACT NO.  
VA256-P-1355

AUTOCAD FILE NAME

PROJECT TITLE

REPLACE INDUCTION  
UNITS IN BLDG. #1

DESIGNED BY:

DRAWN BY:

CHECKED BY:

LOCATION

Jack C. Montgomery VA Medical Center

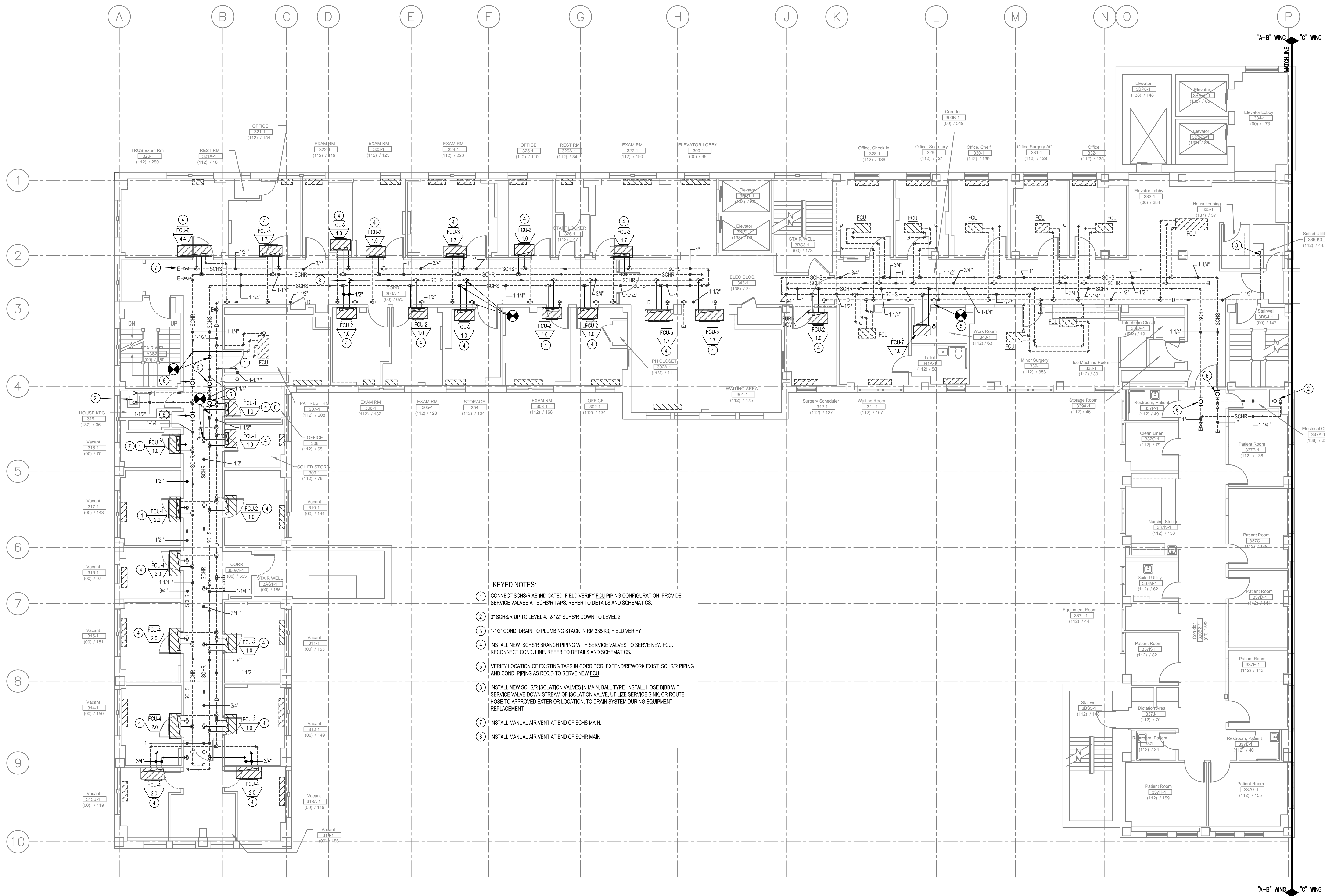
DATE  
5/28/2013

SCALE  
AS NOTED

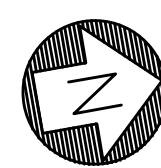
DRAWING NO.  
1-MP2.2

DWG. 58 OF 97

DEPARTMENT OF  
VETERANS AFFAIRS

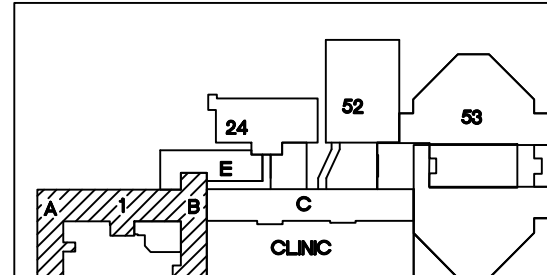


- KEYED NOTES:**
- CONNECT SCHSR AS INDICATED. FIELD VERIFY FCU PIPING CONFIGURATION. PROVIDE SERVICE VALVES AT SCHSR TAPS. REFER TO DETAILS AND SCHEMATICS.
  - 3" SCHSR UP TO LEVEL 4. 2-1/2" SCHSR DOWN TO LEVEL 2.
  - 1-1/2" COND. DRAIN TO PLUMBING STACK IN RM 336-K3. FIELD VERIFY.
  - INSTALL NEW SCHSR BRANCH PIPING WITH SERVICE VALVES TO SERVE NEW FCU. RECONNECT COND. LINE. REFER TO DETAILS AND SCHEMATICS.
  - VERIFY LOCATION OF EXISTING TAPS IN CORRIDOR. EXTEND/REWORK EXIST. SCHSR PIPING AND COND. PIPING AS REQ'D TO SERVE NEW FCU.
  - INSTALL NEW SCHSR ISOLATION VALVES IN MAIN. BALL TYPE. INSTALL HOSE BIBB WITH SERVICE VALVE DOWN STREAM OF ISOLATION VALVE. UTILIZE SERVICE SINK, OR ROUTE HOSE TO APPROVED EXTERIOR LOCATION. TO DRAIN SYSTEM DURING EQUIPMENT REPLACEMENT.
  - INSTALL MANUAL AIR VENT AT END OF SCHS MAIN.
  - INSTALL MANUAL AIR VENT AT END OF SCHR MAIN.



**1 LEVEL 3, A-B WING: HVAC CW PIPING PLAN**  
1/8"=1'-0"

The seal appearing on this document was authorized by Robert M. Dawkins, 20879 on 5/28/2013. Alteration of a sealed document without proper notation to the responsible engineer is an offense under the Oklahoma Engineering Practice Act.



**KEY PLAN**  
SCALE: NO SCALE  
PROJECT NORTH

**ASBESTOS NOTE:**  
IF THE EXECUTION OF THIS WORK REQUIRES THE DISTURBING OF ANY SUBSTANCE WHICH APPEARS TO BE ASBESTOS OR WHICH MAY CONTAIN ASBESTOS FIBER, NOTIFY THE OWNER BEFORE CONTINUING WORK AT THE SUSPECT LOCATION. ANY MATERIAL TESTING POSITIVE SHALL BE REMOVED BY THE OWNER BEFORE WORK CONTINUES.

**NOTE:** EXISTING CONDITIONS SHOWN WERE DERIVED FROM OWNER FURNISHED DRAWINGS AND FIELD OBSERVATIONS. SOME BUILDING FEATURES AND MEP SYSTEMS ARE NOT SHOWN FOR CLARITY. FIELD VERIFY BUILDING CONSTRUCTION. FIELD VERIFY THE LOCATION, SIZE AND QUANTITY OF ALL EQUIPMENT.

**NOTE:** REFER TO DETAILS AND SCHEMATICS FOR PIPING, VALVES, FITTINGS AND OTHER APPURTENANCES REQUIRED, BUT NOT SHOWN FOR CLARITY.

REVISIONS	DESCRIPTION	DATE



Dept. of Veterans Affairs  
Jack C. Montgomery  
Medical Center  
1011 Honor Heights Drive  
Muskogee, Oklahoma 74401

**ENGINEER:**

RMD CONSULTING, LLC  
2815 VALLEY VIEW LANE, STE. 214  
DALLAS, TX 75234  
P: 972-488-8077 F: 972-488-8174  
PROJECT NUMBER: 11-5801  
OK REG. ENGINEERING FIRM: 5183

**CONSULTANTS:**

ARCHITECT:  
ARCHITECTURAL CONCEPTS, INC.  
669 AIRPORT FREEWAY, STE. 300  
HURST, TX 76053  
P: 817-285-8885 F: 817-285-8021

**APPROVED:**

APPROVED:	APPROVED: Interior Designer
APPROVED:	APPROVED:
APPROVED:	APPROVED:
APPROVED:	APPROVED:

**APPROVED:**

APPROVED:	APPROVED: Safety Manager
APPROVED:	APPROVED: Infection Control Nurse
APPROVED:	APPROVED: Industrial Hygienist
APPROVED:	APPROVED: President A.F.G.E. 2250

**APPROVED:**

APPROVED:	APPROVED: Medical Center Director
APPROVED:	APPROVED: Associate Director
APPROVED:	APPROVED: Chief of Staff
APPROVED:	APPROVED: Chief of Engineering Service

**APPROVED:**

APPROVED:	APPROVED: Medical Center Director
APPROVED:	APPROVED: Associate Director
APPROVED:	APPROVED: Chief of Staff
APPROVED:	APPROVED: Chief of Engineering Service

**DRAWING TITLE**

LEVEL 3, A-B WING:  
HVAC CW PIPING PLAN

PROJECT NO.  
623-10-104

BUILDING NO.  
01

CONTRACT NO.  
VA256-P-1355

AUTOCAD FILE NAME

**PROJECT TITLE**

REPLACE INDUCTION  
UNITS IN BLDG. #1

DESIGNED BY:

DRAWN BY:

CHECKED BY:

LOCATION

Jack C. Montgomery VA Medical Center

**DATE**

5/28/2013

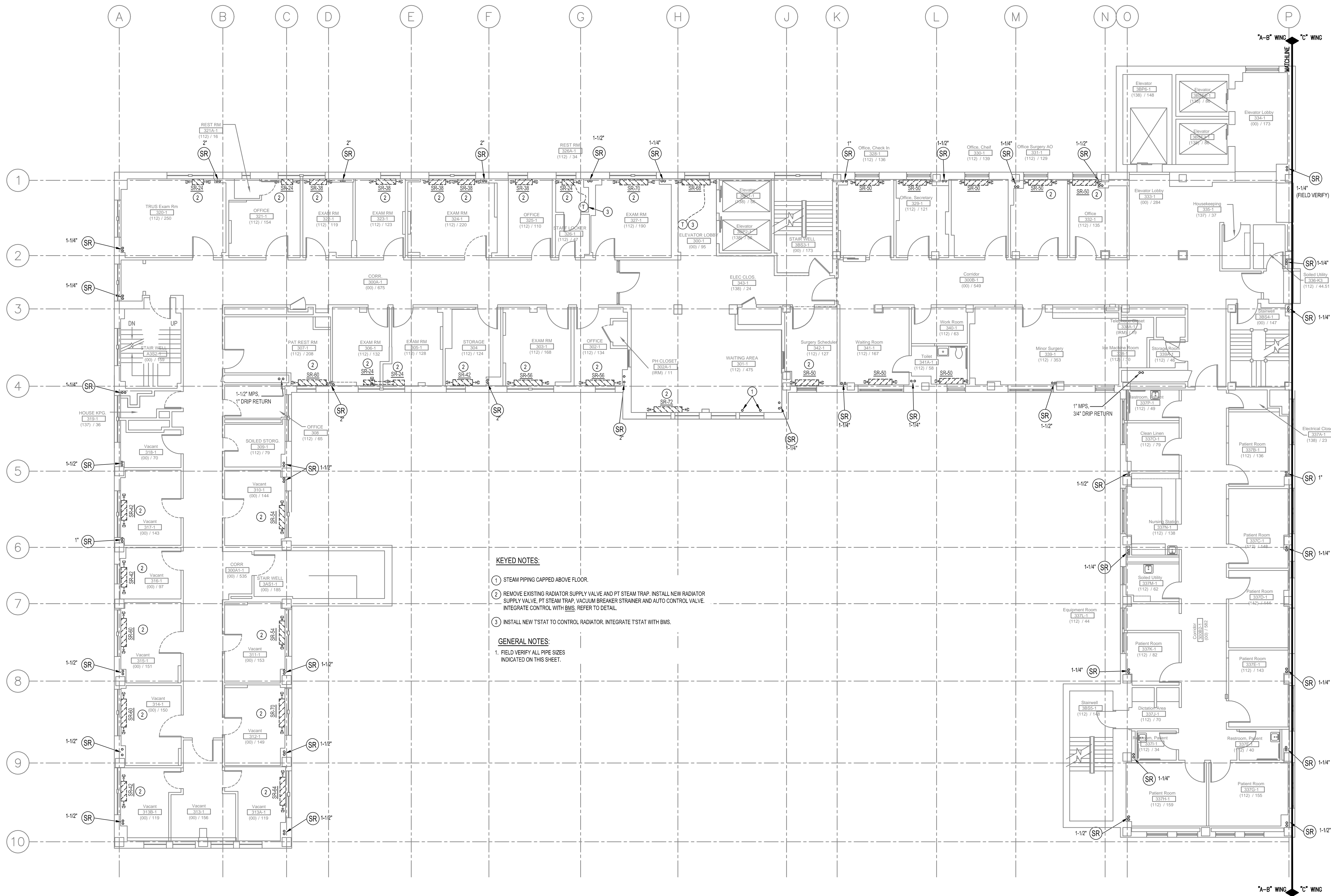
SCALE:  
AS NOTED

DRAWING NO.

**1-MP3.0**

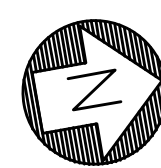
DWG. 59 OF 97

DEPARTMENT OF  
VETERANS AFFAIRS



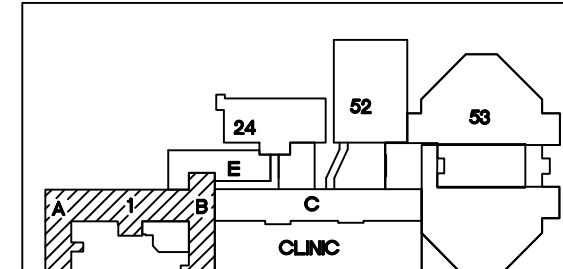
- KEYED NOTES:**
- STEAM PIPING CAPPED ABOVE FLOOR.
  - REMOVE EXISTING RADIATOR SUPPLY VALVE AND PT STEAM TRAP. INSTALL NEW RADIATOR SUPPLY VALVE, PT STEAM TRAP, VACUUM BREAKER STRAINER AND AUTO CONTROL VALVE. INTEGRATE CONTROL WITH BMS. REFER TO DETAIL.
  - INSTALL NEW TSTAT TO CONTROL RADIATOR. INTEGRATE TSTAT WITH BMS.

- GENERAL NOTES:**
- FIELD VERIFY ALL PIPE SIZES INDICATED ON THIS SHEET.



**1 LEVEL 3, A-B WING: HVAC STEAM PIPING PLAN**  
118'-4 1/2"

The seal appearing on this document was  
authorized by Robert M. Dawns, 20879 on  
03/28/2013. Alteration of a sealed document  
without proper notation to the responsible  
engineer is an offense under the  
Oklahoma Engineering Practice Act.



KEY PLAN  
SCALE: NO SCALE



REVISIONS	DESCRIPTION	DATE



Dept. of Veterans Affairs  
Jack C. Montgomery  
Medical Center  
1011 Honor Heights Drive  
Muskogee, Oklahoma 74401

**ENGINEER:**

RMD CONSULTING, LLC  
2815 VALLEY VIEW LANE, STE. 214  
DALLAS, TX 75234  
P: 972-488-8077 F: 972-488-8174  
PROJECT NUMBER: 11-5801  
OK REG. ENGINEERING FIRM: 5183

**CONSULTANTS:**

ARCHITECT:  
ARCHITECTURAL CONCEPTS, INC.  
669 AIRPORT FREEWAY, STE. 300  
HURST, TX 76053  
P: 817-285-8885 F: 817-285-8021

**APPROVED:**

APPROVED:

APPROVED:

APPROVED:

**APPROVED:**

APPROVED:

APPROVED:

APPROVED:

**APPROVED:**

APPROVED:

APPROVED:

APPROVED:

**APPROVED:**

APPROVED:

APPROVED:

APPROVED:

**DRAWING TITLE**  
LEVEL 3, A-B WING:  
HVAC STEAM PIPING  
PLAN

PROJECT NO.

623-10-104

BUILDING NO.

01

CONTRACT NO.

VA256-P-1355

AUTOCAD FILE NAME:

**PROJECT TITLE**

REPLACE INDUCTION  
UNITS IN BLDG. #1

DESIGNED BY:

DRAWN BY:

CHECKED BY:

LOCATION

Jack C. Montgomery VA Medical Center

**DATE**

5/28/2013

SCALE:

AS NOTED

DRAWING NO.

1-MP3.1

DWG. 60 OF 97

DEPARTMENT OF  
VETERANS AFFAIRS