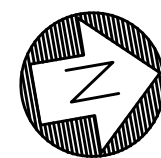


KEYED NOTES:

- EXISTING PANELBOARD TO REMAIN. SHOWN FOR CLARITY.
- PROVIDE, INSTALL AND CONNECT NEW 2'X2' AND 2'X4' LIGHT FIXTURES AS SHOWN. REFERENCE ARCHITECTURAL PLANS FOR NEW CEILING GRID. LIGHT FIXTURES SHALL BE EQUAL TO: (2'X4') - HE WILLIAMS #DUG-524-532-WPR-AWW-ED2-120 WITH (2) F2818/841 LAMPS, (2'X2') - HE WILLIAMS #DUG-524-532-217-WPR-AWW-ED2-120 WITH (2) F1778/841 LAMPS. REUSE EXISTING LIGHTING CIRCUIT - EXTEND/REWORK AS REQUIRED.
- PROVIDE, INSTALL AND CONNECT NEW 2'X4' LIGHT FIXTURES AS SHOWN. REFERENCE ARCHITECTURAL PLANS FOR NEW CEILING GRID. LIGHT FIXTURES SHALL BE EQUAL TO: HE WILLIAMS #506-524-432-SA12125-EH84-UWV WITH (4) F2818/841 LAMPS. REUSE EXISTING SWITCHES & BRANCH CIRCUIT WIRE & CONDUIT - EXTEND/REWORK AS REQUIRED.
- PROVIDE, INSTALL AND CONNECT NEW 2'X4' LIGHT FIXTURES AS SHOWN. REFERENCE ARCHITECTURAL PLANS FOR NEW CEILING GRID. LIGHT FIXTURES SHALL BE EQUAL TO: HE WILLIAMS #506-524-432-SA12125-EH84-UWV WITH (4) F2818/841 LAMPS. REUSE EXISTING SWITCHES & BRANCH CIRCUIT WIRE & CONDUIT - EXTEND/REWORK AS REQUIRED.
- PROVIDE, INSTALL AND CONNECT NEW DIMMER SWITCHES - LUTRON #DW-103P-(COLOR PER ARCHITECT) OR EQUAL. REUSE EXISTING BACKBOX & CONDUIT IN WALL IF POSSIBLE - EXTEND/REWORK AS REQUIRED.

GENERAL NOTES:

- EXISTING CIRCUITS SERVING EQUIPMENT BEING REMOVED/REPLACED IS TO BE REUSED AND EXTENDED AS NECESSARY. RUN CONCEALED WHERE POSSIBLE.
- JUNCTION BOX LOCATIONS INDICATED ARE APPROXIMATE LOCATIONS. IT MAY BE NECESSARY TO EXTEND EXISTING CIRCUIT TO NEW FAN COIL UNIT LOCATION AND INSTALL NEW JUNCTION BOX.
- REFER TO ARCHITECTURAL & MECHANICAL PLANS FOR REQUIRED CEILING WORK. TEMPORARILY REMOVE OR RELOCATE LIGHT FIXTURES, SPEAKERS, SMOKE DETECTORS, ANTENNAS, ETC., AS REQUIRED TO COMPLETE INDICATED WORK. CLEAN AND REINSTALL ALL EQUIPMENT IN WORKING CONDITION.
- LIGHT FIXTURES SHOWN DASHED ARE EXISTING-TO-REMAIN UNLESS OTHERWISE NOTED.
- ALL NEW CONDUIT LOCATED IN CORRIDORS SHALL BE INSTALLED AT A MINIMUM OF 8'-6" A.F.F.



1 LEVEL 1, A-B WING: LIGHTING PLAN
1/8"=1'-0"

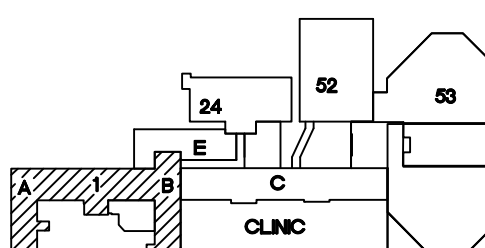
This seal appearing on this document was authorized by Stanley R. Curtis, 03788 on 03/28/2013. Alteration of a sealed document without proper notification to the responsible engineer is an offense under the Oklahoma Engineering Practice Act.



5/28/2013

ASBESTOS NOTE:
IF THE EXECUTION OF THIS WORK REQUIRES THE DISTURBING OF ANY SUBSTANCE WHICH APPEARS TO BE ASBESTOS OR WHICH MAY CONTAIN ASBESTOS FIBER, NOTIFY THE OWNER BEFORE CONTINUING WORK AT THE SUSPECT LOCATION. ANY MATERIAL TESTING POSITIVE SHALL BE REMOVED BY THE OWNER BEFORE WORK CONTINUES.

NOTE: EXISTING CONDITIONS SHOWN WERE DERIVED FROM OWNER FURNISHED DRAWINGS AND FIELD OBSERVATIONS. SOME BUILDING FEATURES AND MEP SYSTEMS ARE NOT SHOWN FOR CLARITY. FIELD VERIFY BUILDING CONSTRUCTION. FIELD VERIFY THE LOCATION, SIZE AND QUANTITY OF ALL EQUIPMENT.



KEY PLAN
SCALE: NO SCALE
PROJECT NORTH

REVISIONS	DESCRIPTION	DATE



Dept. of Veterans Affairs
Jack C. Montgomery
Medical Center
1011 Honor Heights Drive
Muskogee, Oklahoma 74401

ENGINEER:

RMD CONSULTING, LLC
2815 VALLEY VIEW LANE, STE. 214
DALLAS, TX 75234
P: 972-488-8077 F: 972-488-8174
PROJECT NUMBER: 11-5801
OK REG. ENGINEERING FIRM: 5183

CONSULTANTS:

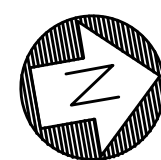
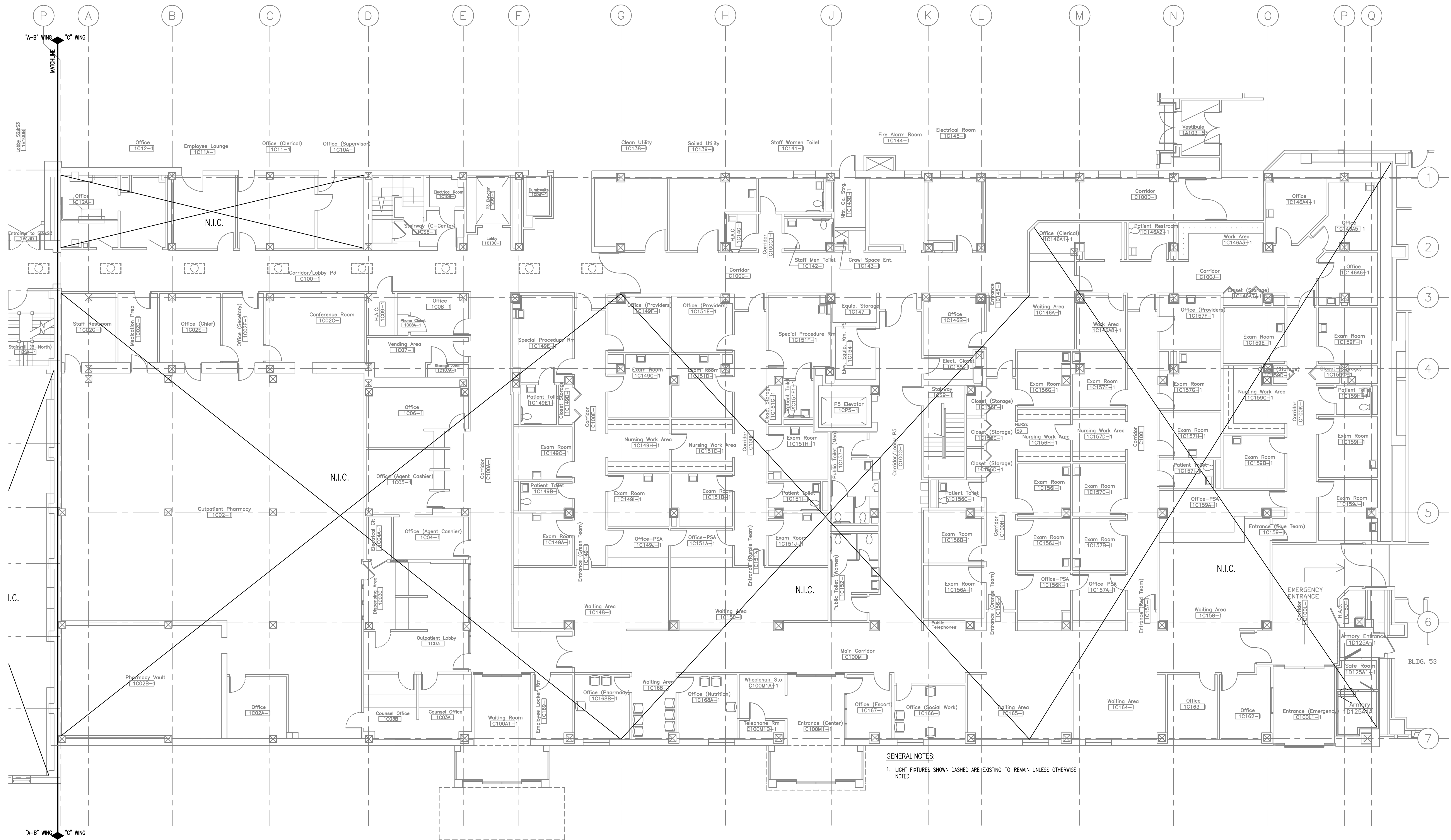
ARCHITECT:
ARCHITECTURAL CONCEPTS, INC.
669 AIRPORT FREEWAY, STE. 300
HURST, TX 76053
P: 817-285-8885 F: 817-285-8021

APPROVED:	APPROVED: Interior Designer	APPROVED: Safety Manager	APPROVED: Medical Center Director
APPROVED:	APPROVED:	APPROVED: Infection Control Nurse	APPROVED: Associate Director
APPROVED:	APPROVED:	APPROVED: Industrial Hygienist	APPROVED: Chief of Staff
APPROVED:	APPROVED:	APPROVED: President A.F.G.E. 2250	APPROVED: Chief of Engineering Service

DRAWING TITLE LEVEL 1, A-B WING: LIGHTING PLAN	PROJECT TITLE REPLACE INDUCTION UNITS IN BLDG. #1
PROJECT NO. 623-10-104	CONTRACT NO. VA256-P-1355
BUILDING NO. 01	AUTOCAD FILE NAME
DESIGNED BY: SRC/TGB	DRAWN BY: TGB
CHCKED BY: SRC	LOCATION Jack C. Montgomery VA Medical Center

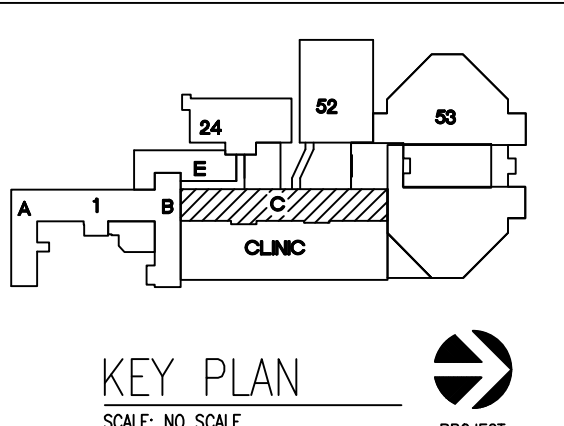
DATE 5/28/2013
SCALE AS NOTED
DRAWING NO. 1-EL1.0
DWG. 91 OF 97

DEPARTMENT OF
VETERANS AFFAIRS



LEVEL 1, C WING: LIGHTING PLAN
1/8"=1'-0"

This seal appearing on this document was
authorized by Shirley H. Curtis, D1788 on
03/28/2013. Alteration of a sealed document
without proper notation to the responsible
engineer is an offense under the
Oklahoma Engineering Practice Act.



ASBESTOS NOTE:
IF THE EXECUTION OF THIS WORK REQUIRES THE DISTURBING OF ANY SUBSTANCE WHICH APPEARS TO BE ASBESTOS OR WHICH MAY CONTAIN ASBESTOS FIBER, NOTIFY THE OWNER BEFORE CONTINUING WORK AT THE SUSPECT LOCATION. ANY MATERIAL TESTING POSITIVE SHALL BE REMOVED BY THE OWNER BEFORE WORK CONTINUES.

NOTE: EXISTING CONDITIONS SHOWN WERE DERIVED FROM OWNER FURNISHED DRAWINGS AND FIELD OBSERVATIONS. SOME BUILDING FEATURES AND MEP SYSTEMS ARE NOT SHOWN FOR CLARITY. FIELD VERIFY BUILDING CONSTRUCTION. FIELD VERIFY THE LOCATION, SIZE AND QUANTITY OF ALL EQUIPMENT.

REVISIONS	DESCRIPTION	DATE



Dept. of Veterans Affairs
Jack C. Montgomery
Medical Center
1011 Honor Heights Drive
Muskogee, Oklahoma 74401

ENGINEER:
RMD CONSULTING, LLC
2815 VALLEY VIEW LANE, STE. 214
DALLAS, TX 75234
P: 972-488-8077 F: 972-488-8174
PROJECT NUMBER: 11-5801
OK REG. ENGINEERING FIRM: 5183

CONSULTANTS:
ARCHITECT:
ARCHITECTURAL CONCEPTS, INC.
669 AIRPORT FREEWAY, STE. 300
HURST, TX 76053
P: 817-285-8885 F: 817-285-8021

APPROVED:	APPROVED: Interior Designer
APPROVED:	APPROVED:
APPROVED:	APPROVED:
APPROVED:	APPROVED:

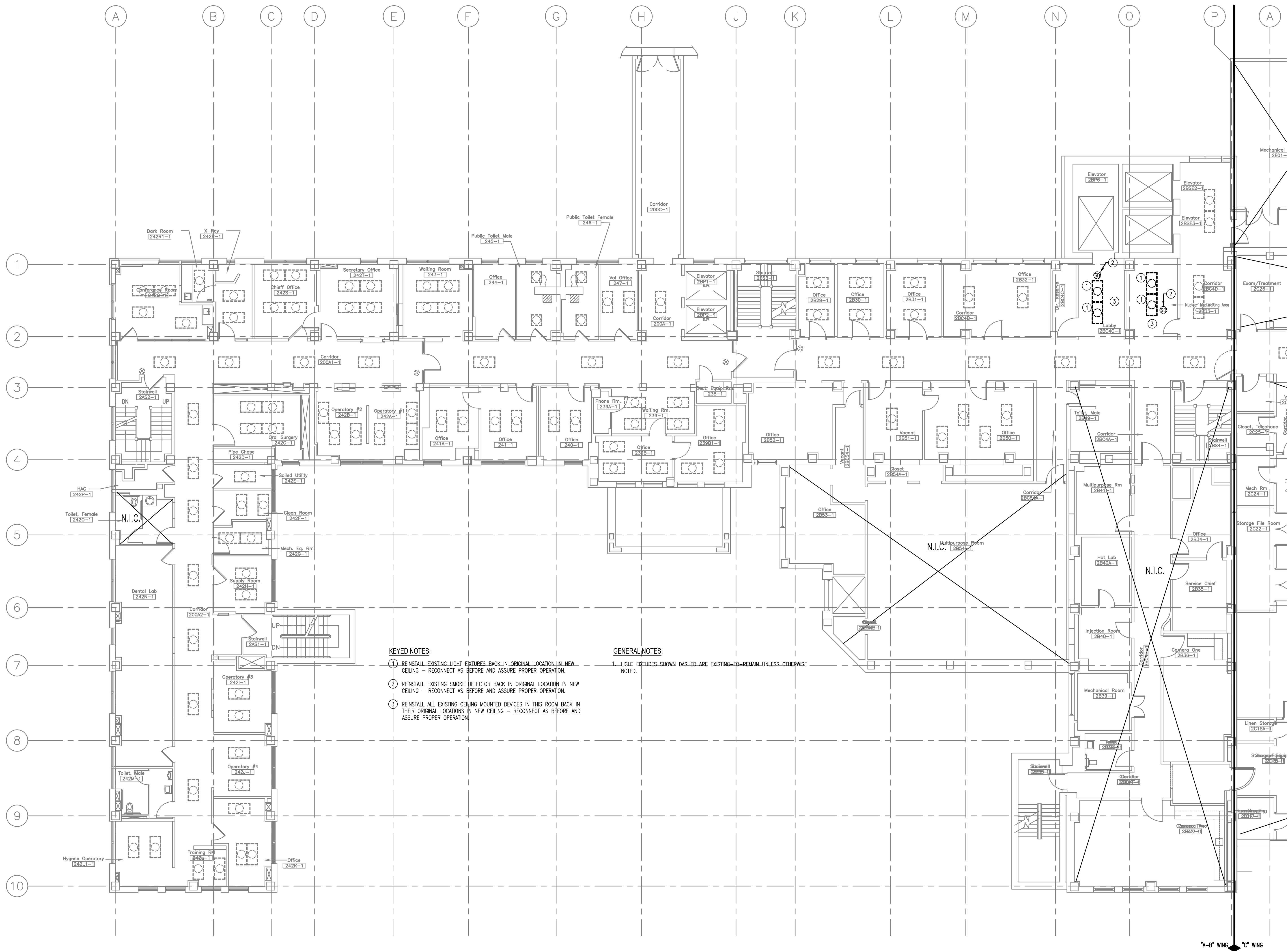
APPROVED: Safety Manager	APPROVED: Medical Center Director
APPROVED: Infection Control Nurse	APPROVED: Associate Director
APPROVED: Industrial Hygienist	APPROVED: Chief of Staff
APPROVED: President A.F.G.E. 2250	APPROVED: Chief of Engineering Service

DRAWING TITLE LEVEL 1, C WING: LIGHTING PLAN	
PROJECT NO. 623-10-104	CONTRACT NO. VA256-P-1355
BUILDING NO. 01	AUTOCAD FILE NAME

PROJECT TITLE REPLACE INDUCTION UNITS IN BLDG. #1	
DESIGNED BY: SRC/TGB	DRAWN BY: TGB
CHECKED BY: SRC	LOCATION Jack C. Montgomery VA Medical Center

DATE 5/28/2013	DRAWING NO. 1-EL1.1
SCALE AS NOTED	DWG. 92 OF 97

DEPARTMENT OF
VETERANS AFFAIRS

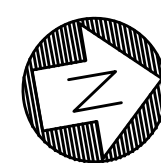


KEYED NOTES:

1. REINSTALL EXISTING LIGHT FIXTURES BACK IN ORIGINAL LOCATION IN NEW CEILING - RECONNECT AS BEFORE AND ASSURE PROPER OPERATION.
2. REINSTALL EXISTING SMOKE DETECTOR BACK IN ORIGINAL LOCATION IN NEW CEILING - RECONNECT AS BEFORE AND ASSURE PROPER OPERATION.
3. REINSTALL ALL EXISTING CEILING MOUNTED DEVICES IN THIS ROOM BACK IN THEIR ORIGINAL LOCATIONS IN NEW CEILING - RECONNECT AS BEFORE AND ASSURE PROPER OPERATION.

GENERAL NOTES:

1. LIGHT FIXTURES SHOWN DASHED ARE EXISTING TO REMAIN UNLESS OTHERWISE NOTED.



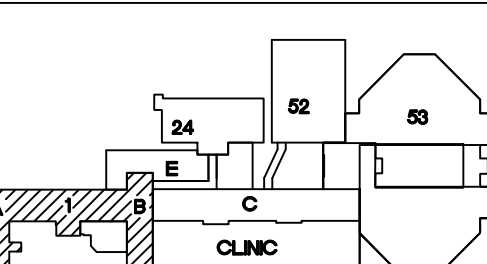
1 LEVEL 2, A-B WING: LIGHTING PLAN
1/8"=1'-0"

"A-B" WING "C" WING

ASBESTOS NOTE:
IF THE EXECUTION OF THIS WORK REQUIRES THE DISTURBING OF ANY SUBSTANCE WHICH APPEARS TO BE ASBESTOS OR WHICH MAY CONTAIN ASBESTOS FIBER, NOTIFY THE OWNER BEFORE CONTINUING WORK AT THE SUSPECT LOCATION. ANY MATERIAL TESTING POSITIVE SHALL BE REMOVED BY THE OWNER BEFORE WORK CONTINUES.

NOTE: EXISTING CONDITIONS SHOWN WERE DERIVED FROM OWNER FURNISHED DRAWINGS AND FIELD OBSERVATIONS. SOME BUILDING FEATURES AND MEP SYSTEMS ARE NOT SHOWN FOR CLARITY. FIELD VERIFY BUILDING CONSTRUCTION. FIELD VERIFY THE LOCATION, SIZE AND QUANTITY OF ALL EQUIPMENT.

The seal appearing on this document was authorized by the State of Oklahoma on 5/28/2013. Alteration of a sealed document without proper notation to the responsible engineer is an offense under the Oklahoma Engineering Practice Act.



KEY PLAN
SCALE: NO SCALE
PROJECT NORTH

REVISIONS	DESCRIPTION	DATE



Dept. of Veterans Affairs
Jack C. Montgomery
Medical Center
1011 Honor Heights Drive
Muskogee, Oklahoma 74401

ENGINEER:

RMD CONSULTING, LLC
2815 VALLEY VIEW LANE, STE. 214
DALLAS, TX 75234
P: 972-488-8077 F: 972-488-8174
PROJECT NUMBER: 11-5801
OK REG. ENGINEERING FIRM: 5183

CONSULTANTS:

ARCHITECT:
ARCHITECTURAL CONCEPTS, INC.
669 AIRPORT FREEWAY, STE. 300
HURST, TX 76053
P: 817-285-8885 F: 817-285-8021

APPROVED:	APPROVED: Interior Designer
APPROVED:	APPROVED:
APPROVED:	APPROVED:
APPROVED:	APPROVED:

APPROVED: Safety Manager
APPROVED: Infection Control Nurse
APPROVED: Industrial Hygienist
APPROVED: President A.F.G.E. 2250

APPROVED: Medical Center Director
APPROVED: Associate Director
APPROVED: Chief of Staff
APPROVED: Chief of Engineering Service

DRAWING TITLE
LEVEL 2, A-B WING: LIGHTING PLAN
PROJECT NO.
623-10-104
BUILDING NO.
01

CONTRACT NO.
VA256-P-1355
AUTOCAD FILE NAME

PROJECT TITLE
REPLACE INDUCTION UNITS IN BLDG. #1
DESIGNED BY:
SRC/TGB
DRAWN BY:
SRC/TGB
CHECKED BY:
SRC

DATE
5/28/2013
SCALE
AS NOTED
DRAWING NO.
1-EL2.0
DWG. 93 OF 97

LOCATION
Jack C. Montgomery VA Medical Center
DEPARTMENT OF VETERANS AFFAIRS