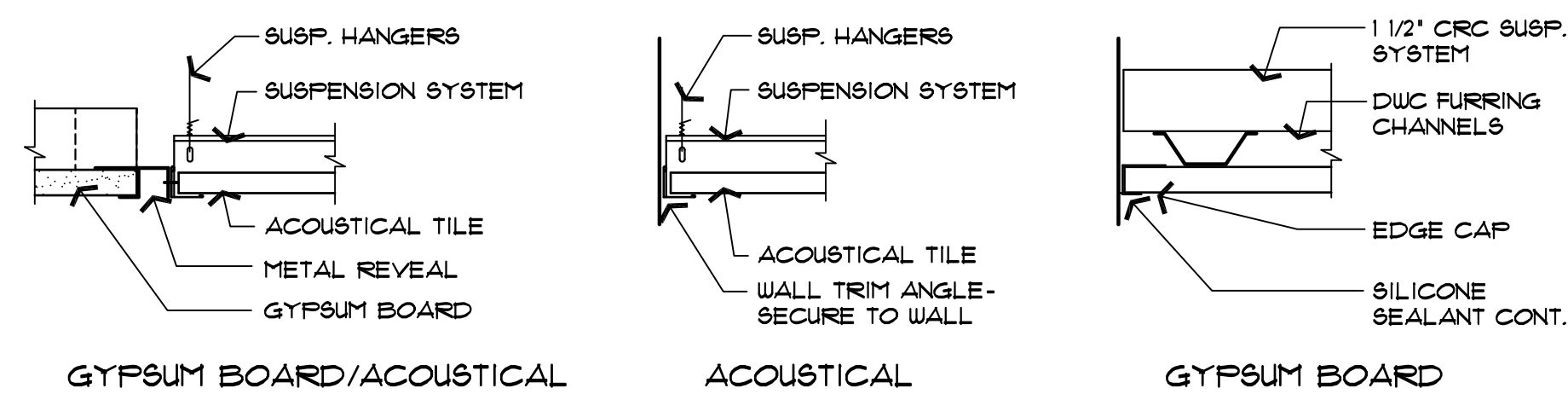
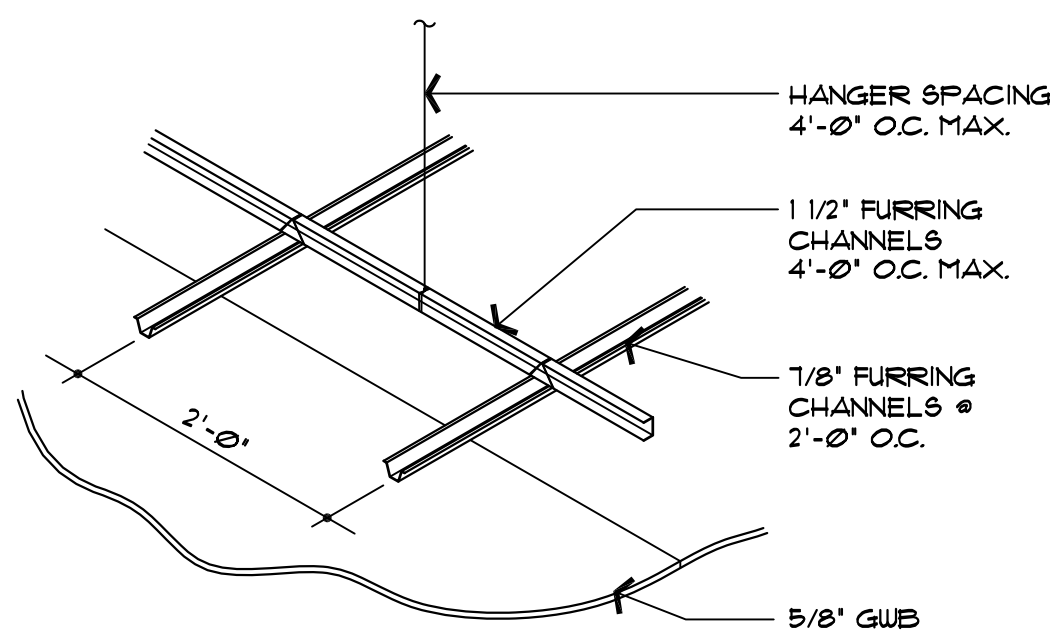


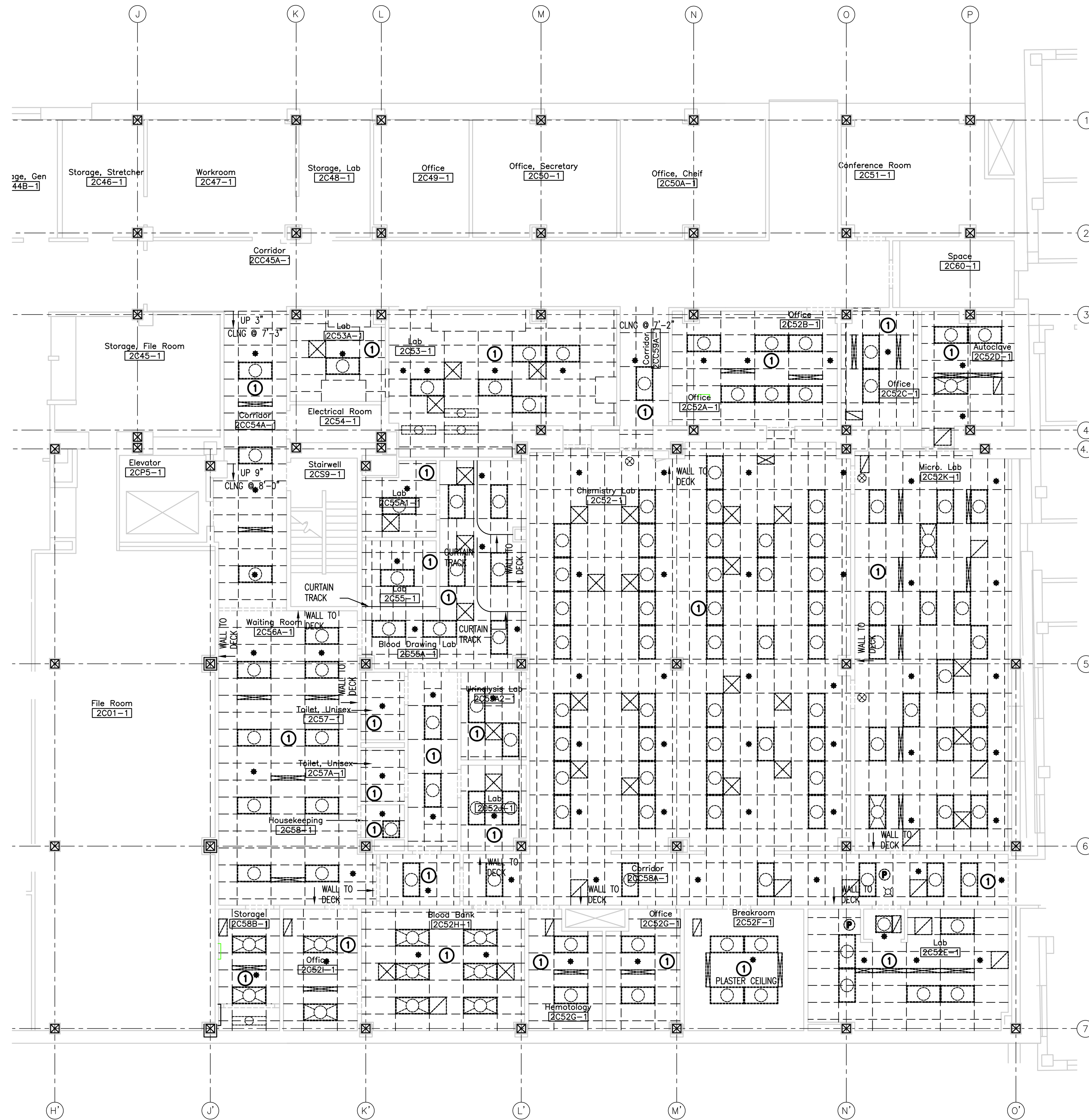
2 TYPICAL CEILING DETAILS
1-1/2\"/>



3 TYPICAL CEILING TERMINATIONS
1-1/2\"/>



4 TYPICAL CEILING SUSPENSION
1-1/2\"/>



1 LEVEL 2, WING C-E: ARCH. RCP DEMO PLAN
1/8\"/>

DEMOLITION NOTES:

1. CEILING IN THESE AREAS TO BE COMPLETELY REMOVED AND NEW CEILING INSTALLED TO MATCH EXISTING LAYOUT. REPAIR/PAINT ANY WALLS DAMAGED DURING CONSTRUCTION. REMOVE AND REINSTALL LIGHT FIXTURES TO MATCH EXISTING LAYOUT. REFER TO HVAC PLANS FOR UNIT LOCATIONS.

SYMBOL LEGEND:

- EXISTING FLOURESCENT LIGHT FIXTURES
- EXISTING HVAC DIFFUSERS/RETURN AIR GRILLS
- EXISTING CEILING GRID, TO BE REMOVED & NEW CEILING INSTALLED
- EXISTING CEILING HEADER
- EXISTING SPRINKLER HEAD

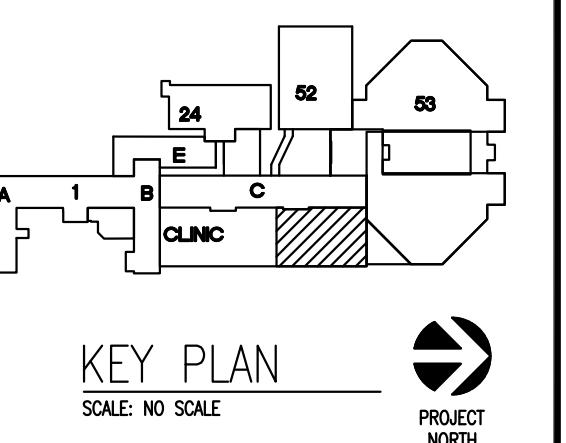

GENERAL NOTES:

1. COLUMN LINES SHOWN FOR REFERENCE ONLY.
2. VERIFY ALL CEILING HEIGHTS.
3. REFER TO MAINTENANCE STAFF ON-SITE FOR PAINT COLOR #S. PAINT/TEXTURE ANY WALL DISTURBED DURING CONSTRUCTION OR WHERE EQUIPMENT IS REMOVED.
5. REFER TO MECHANICAL PLANS FOR HVAC UNITS TO BE REPLACED. REPLACE CEILING GRID/TILES AS NEEDED. MATCH EXISTING TYPE, COLOR, LAYOUT & HEIGHT.
6. VERIFY ALL EXISTING EQUIPMENT IN THE CEILING. REMOVE/PROTECT AND REINSTALL IN SAME LOCATION IN NEW CEILING.
7. REFER TO ELECTRICAL FOR RE-LAMPING OF EXISTING FIXTURES.

ASBESTOS NOTE:
IF THE EXECUTION OF THIS WORK REQUIRES THE DISTURBING OF ANY SUBSTANCE WHICH APPEARS TO BE ASBESTOS OR WHICH MAY CONTAIN ASBESTOS FIBER, NOTIFY THE OWNER BEFORE CONTINUING WORK AT THE SUSPECT LOCATION. ANY MATERIAL TESTING POSITIVE SHALL BE REMOVED BY THE OWNER BEFORE WORK CONTINUES.

NOTE: EXISTING CONDITIONS SHOWN WERE DERIVED FROM OWNER FURNISHED DRAWINGS AND FIELD OBSERVATIONS. SOME BUILDING FEATURES AND MEP SYSTEMS ARE NOT SHOWN FOR CLARITY. FIELD VERIFY BUILDING CONSTRUCTION. FIELD VERIFY THE LOCATION, SIZE AND QUANTITY OF ALL EQUIPMENT.

NOTE: REFER TO DETAILS AND SCHEMATICS FOR PIPING, VALVES, FITTINGS AND OTHER APPURTENANCES REQUIRED, BUT NOT SHOWN FOR CLARITY.



REVISIONS	DESCRIPTION	DATE



Dept. of Veterans Affairs
Jack C. Montgomery
Medical Center
1011 Honor Height Drive
Muskogee, Oklahoma 74401

ENGINEER:

RMD CONSULTING, LLC
2815 VALLEY VIEW LANE, STE. 214
DALLAS, TX 75234
P: 972-488-8077 F: 972-488-8174
OK REG. ENGINEERING FIRM: 5183

CONSULTANTS:

ARCHITECT:
ARCHITECTURAL CONCEPTS, INC.
669 AIRPORT FREEWAY, STE. 300
HURST, TX 76053
P: 817-285-8885 F: 817-285-8021

APPROVED:	APPROVED Interior Designer
APPROVED:	APPROVED:
APPROVED:	APPROVED:
APPROVED:	APPROVED:

APPROVED Safety Manager
APPROVED Infection Control Nurse
APPROVED Industrial Hygienist
APPROVED President A.F.O.R. 2250

APPROVED Medical Center Director
APPROVED Associate Director
APPROVED Chief of Staff
APPROVED Chief of Engineering Service

DESIGNED BY: PRM	DRAWN BY: BB	CHECKED BY: PRM
------------------	--------------	-----------------

DRAWING TITLE	PROJECT TITLE
LEVEL 2, C-E WING: ARCH. RCP DEMO PLAN	REPLACE LABORATORY AIR HANDLING UNITS
PROJECT NO. 623-11-107	DATE 8/19/2013
BUILDING NO. CLINICAL	SCALE AS SHOWN
AUTOCAD FILE NAME:	DRAWING NO. AD-1.0
	DWG: 06 OF 40

LOCATION	Jack C. Montgomery VA Medical Center
----------	--------------------------------------

DEPARTMENT OF
VETERANS AFFAIRS