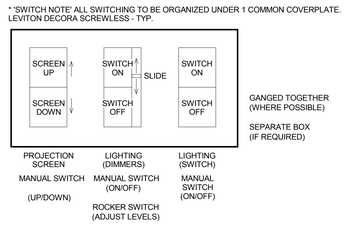

3 SWITCH ORGANIZATION (SINGLE COVERPLATE INTENT)

1/2" = 1'-0"

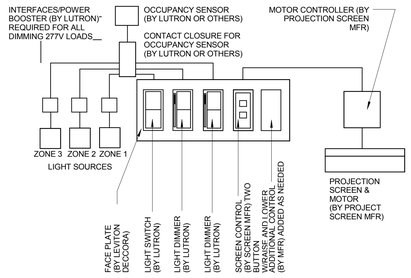

2 SWITCHING DIAGRAM - "ALL MANUAL"

1/2" = 1'-0"

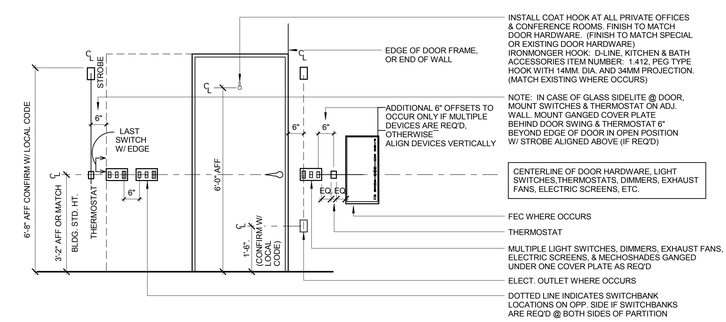

LOCATION OF LIGHT SWITCHES & DEVICES (TYPICAL)

1 LOCATIONS OF WALL MOUNTED DEVICES AND SWITCHES

1/2" = 1'-0"

CONSULTANTS:

LICENSED ARCHITECT FORREST T. MCMILLAN NO. C-22235 REN. 08-31-15 STATE OF CALIFORNIA

ARCHITECT/ENGINEERS:

HMC Architects
1827 E. Fir Avenue / Studio 103 / Fresno, CA 93720
T 559 322 2444/ www.hmcarchitects.com
HMC PROJECT #1393002-000

Drawing Title: INTERIOR DETAILS - SWITCHING DIAGRAMS

Approved: Project Director

Project Title: Mental Health Psychosocial Rehab Recovery and Health Care for Homeless Veteran Center

Location: 2615 E. CLINTON AVE, FRESNO, CA 93703

Date: 08/11/2014 | Checked: Checker | Drawn: Author

Project Number: 570-217

Building Number: 37

Drawing Number: AS976

Dwg. 79 of 197

Office of Construction and Facilities Management:

Department of Veterans Affairs