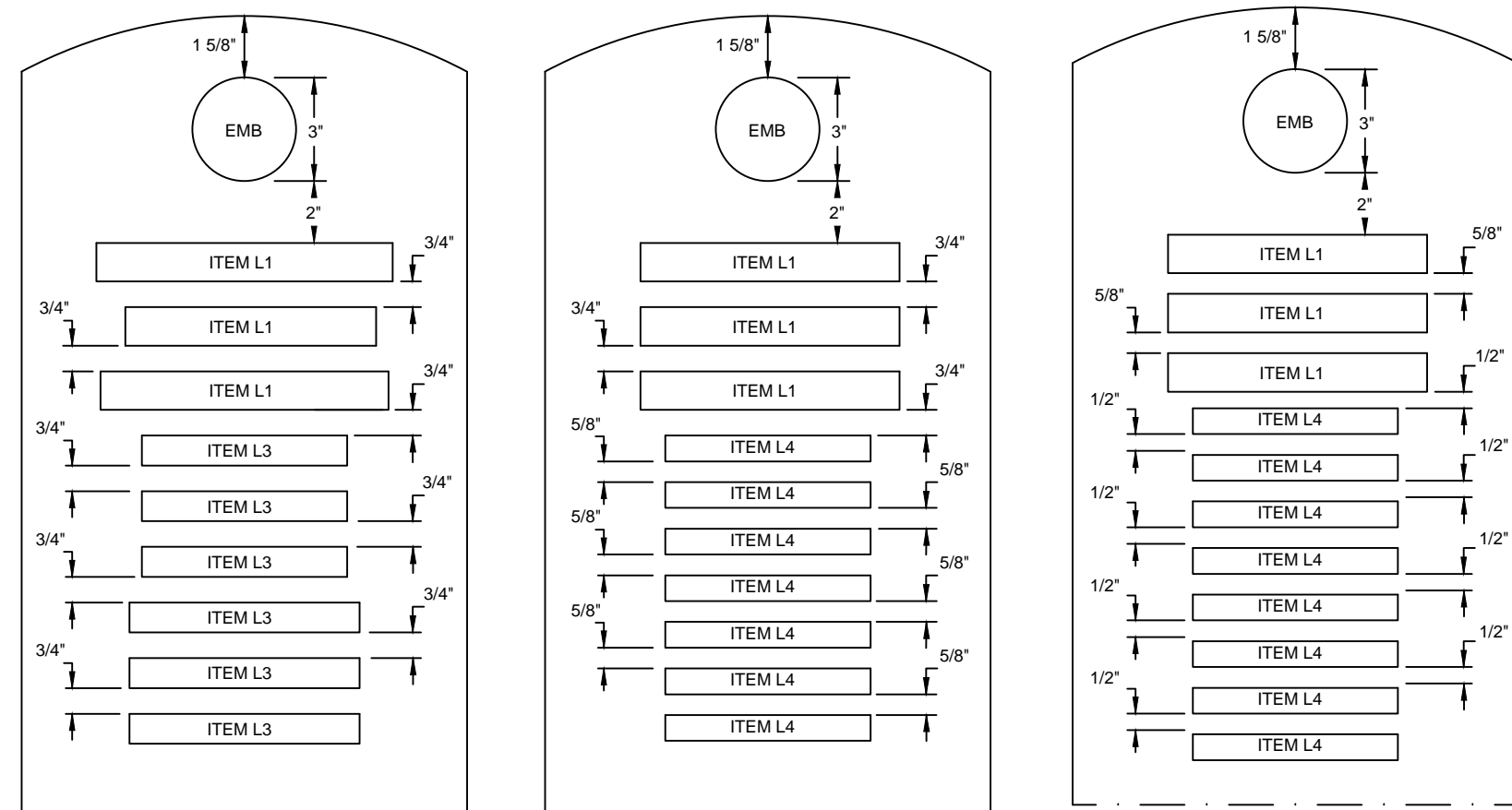


6 LINE INSCRIPTION PLACEMENT
AND DETAIL

7 LINE INSCRIPTION PLACEMENT
AND DETAIL

8 LINE INSCRIPTION PLACEMENT
AND DETAIL

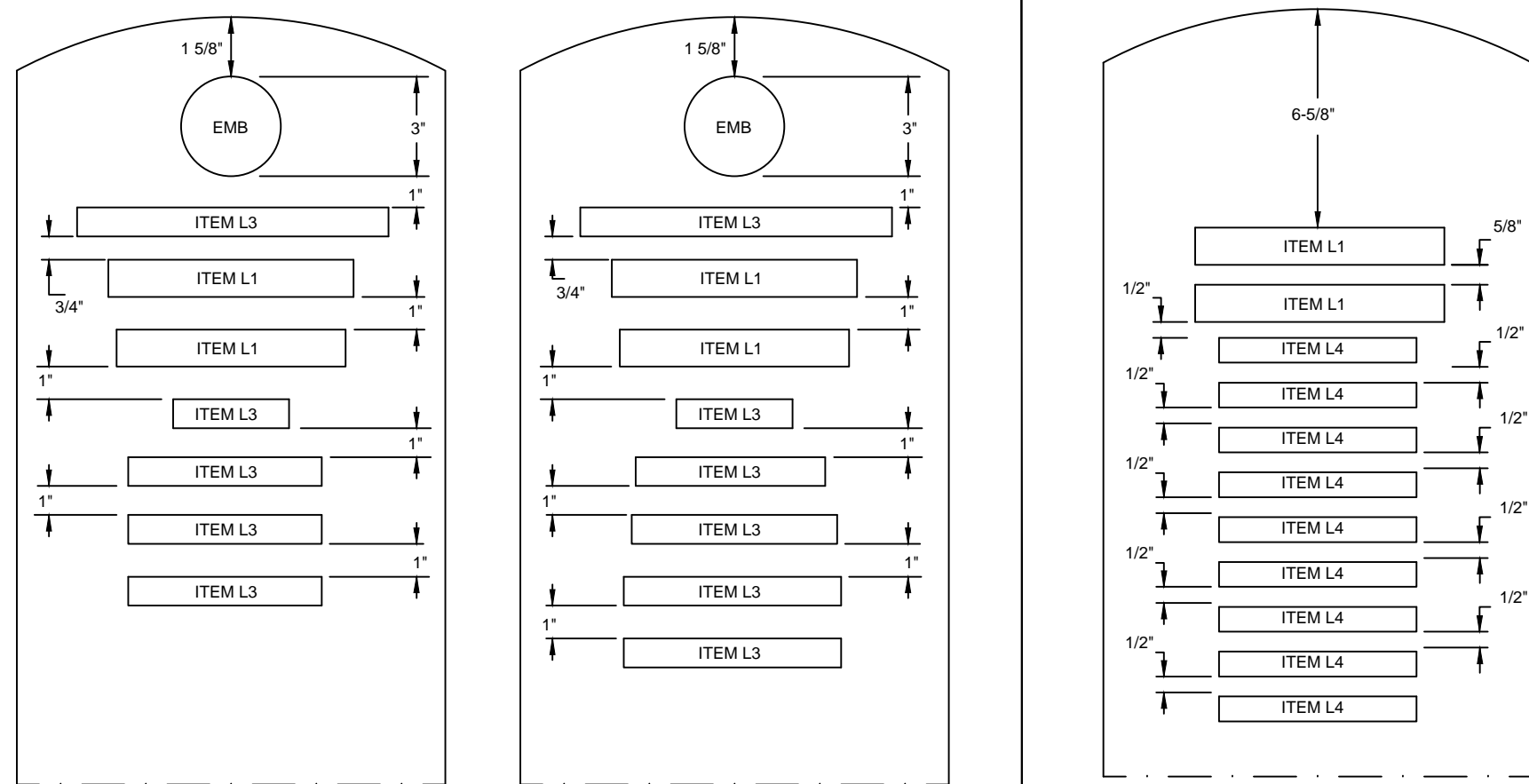


9 LINE INSCRIPTION PLACEMENT
AND DETAIL

10 LINE INSCRIPTION PLACEMENT
AND DETAIL

11 LINE INSCRIPTION PLACEMENT
AND DETAIL

STANDARD HEADSTONE
SCALE: 3/16"=1"

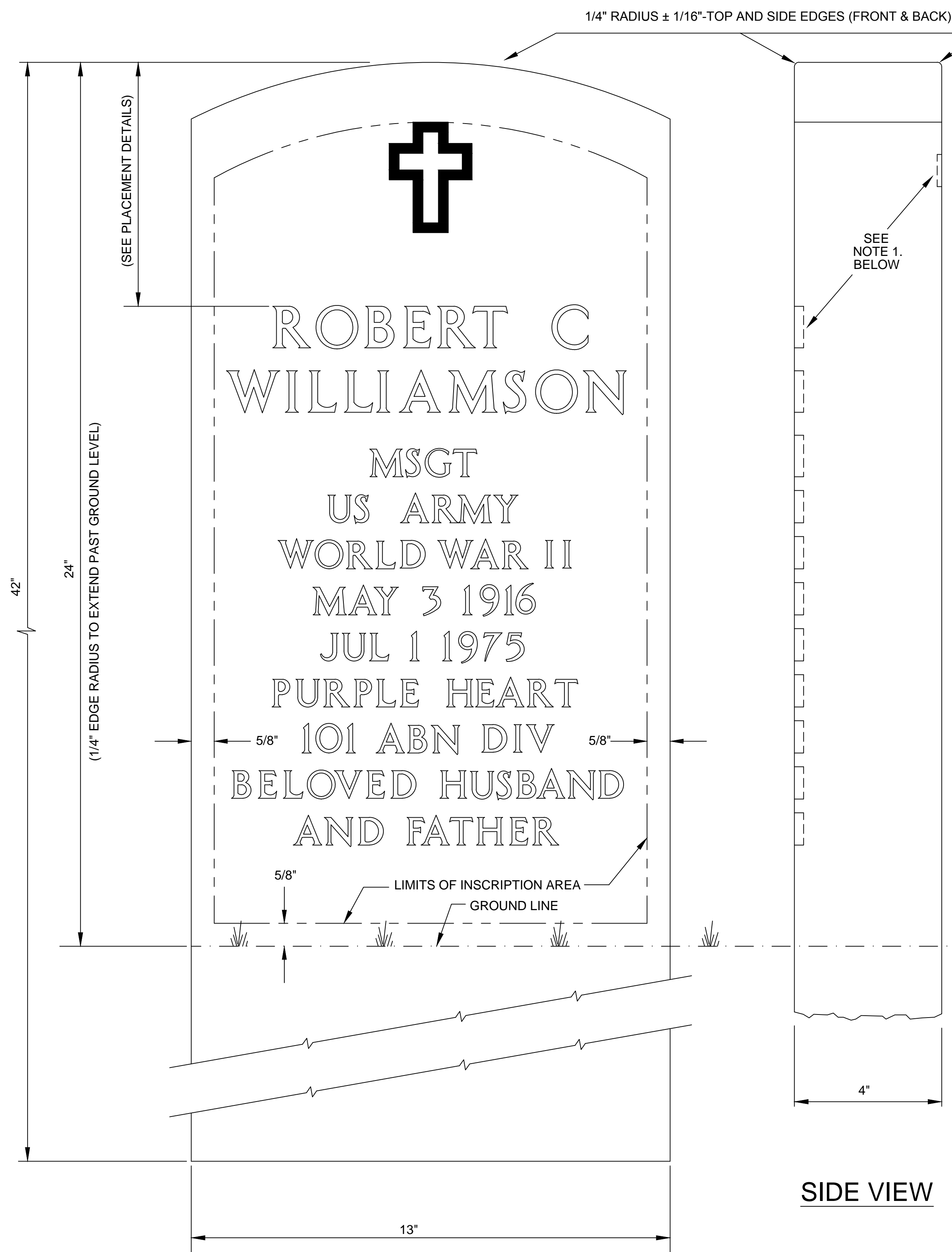


7 LINE INSCRIPTION PLACEMENT
AND DETAIL

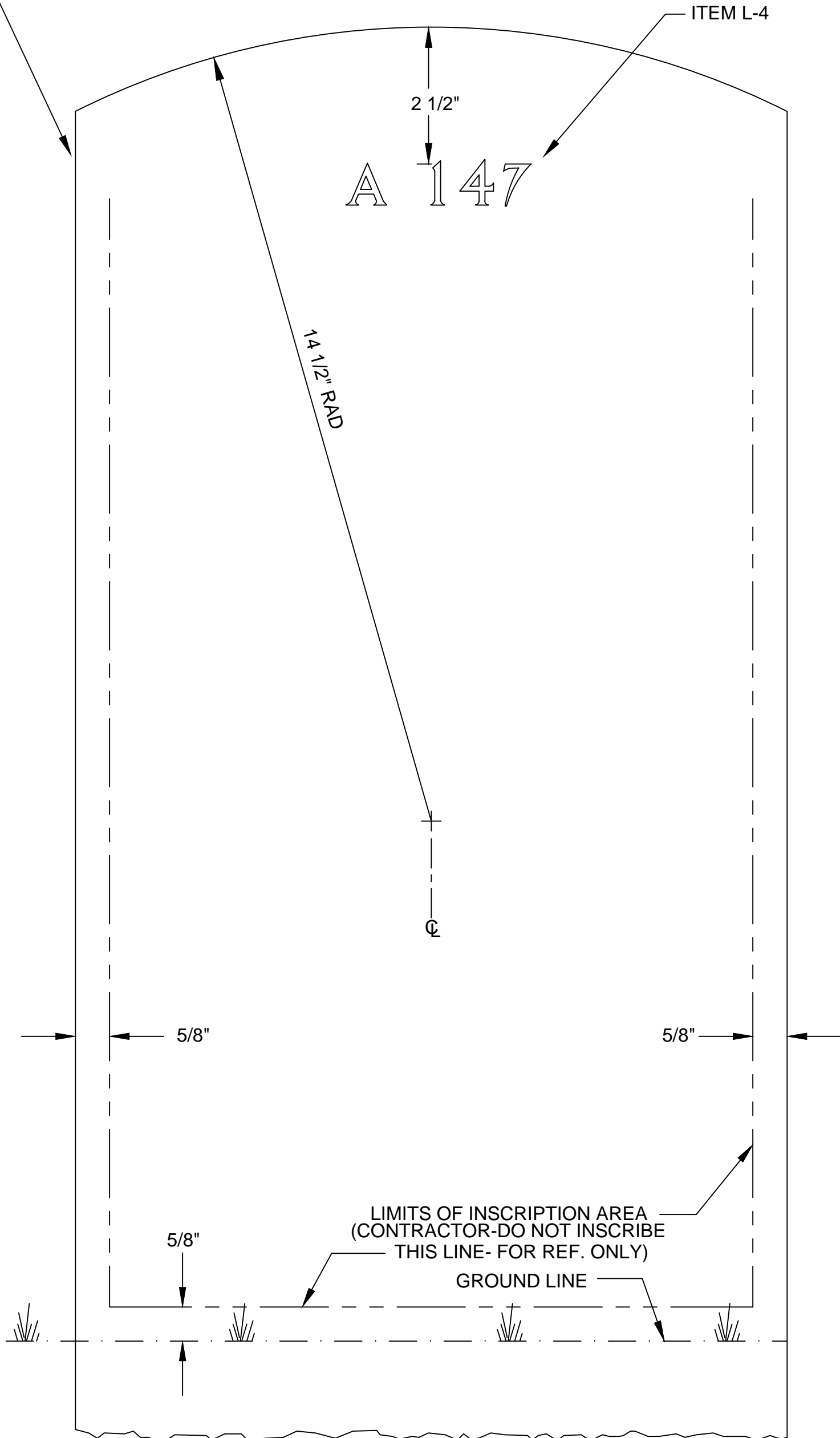
8 LINE INSCRIPTION PLACEMENT
AND DETAIL

11 LINE INSCRIPTION PLACEMENT
AND DETAIL

MEMORIAL HEADSTONE
SCALE: 3/16"=1"



TYPICAL FRONT FACE OF STONE
SCALE: 1/2"=1"



**REAR FACE OF STONE SHOWING
CORRECT LOCATION OF
SECTION & GRAVE NUMBER**
(SEE DWG. A-U1-2 FOR REVERSE
INSCRIPTION LOCATION if required)

SIDE VIEW

GENERAL NOTES:

- ITEM NUMBER IN INSCRIPTION BLOCK REFER TO INSCRIPTION SIZE AND EMBLEMS OF BELIEF SHOWN ON DRAWING A-EM (SHEETS 1 THROUGH 5) AND A-LFN&OC (SHEETS 1 THROUGH 3).
- EMBLEM OF BELIEF IS OPTIONAL.
- ALL MARBLE DIMENSIONAL TOLERANCES ARE $\pm 1/4"$ UNLESS OTHERWISE SPECIFIED.
- MARBLE SHALL BE SELECT, WHITE MARBLE CONFORMING TO ASTM C119 WITH A SOUNDNESS CLASSIFICATION OF GROUP A, AS DEFINED BY THE MARBLE INSTITUTE OF AMERICA WITH UNIFORM AND FAVORABLE WORKING QUALITIES CONTAINING NO GEOLOGICAL FLAWS OR VOIDS.
- THE TOP AND ALL SIDES SHALL BE FREE OF SCRATCHES, SAW MARKS, CHIPS OR CRACKS. FINISHED MARKERS SHALL BE PACKAGED FOR SHIPMENT ACCORDING TO CONTRACT SPECIFICATIONS.
- ROUNDING OF CORNERS NEED NOT EXTEND TO THE LOWEST 13 INCHES AND EACH SIDE OF THE LAST 13 INCHES MAY DISPLAY A SMOOTHNESS SIMILAR OR EQUAL TO AN 65 GRIT FINISH OR SAW CUT FINISH.

CONVERSION TABLE

ENGLISH/ U.S. STANDARD	METRIC	ENGLISH/ U.S. STANDARD	METRIC
42"	106.68 cm	2"	5.08 cm
24"	60.96 cm	1 5/8"	4.13 cm
14 1/2"	36.83 cm	1"	2.54 cm
13"	33.02 cm	3/4"	1.90 cm
4"	10.16 cm	5/8"	1.59 cm
3"	7.62 cm	1/2"	1.27 cm
2 1/2"	6.35 cm	1/4"	.64 cm



NATIONAL
CEMETERY
ADMINISTRATION

Drawing Title
UPRIGHT MARBLE HEADSTONES
13" X 42" X 4"

Approved: Director, Memorial Programs Service

Signed

Approved: Chief of Operations, Memorial Programs Service

Signed

Project Title
**GOVERNMENT HEADSTONES
AND MARKERS**

Marker Type

U1

Checked

KEE/KS

Drawn

MLT

SYSTEMS

Location

Digital File A-U1-1.DWG 24" x 36" SHEET

Date

JAN 29, 2014

Project/Contract No.

DRAWING NO.

A-U1-1

Sheet 1 of 2

Revisions		Date
1	REMOVED TEXT CHART	1/29/2014
-	SUPERSEDES BOTH DRAWINGS MU-1 DATED 12-04-1984 AND 4-10-01	6/5/2003