

1 FIRST FLOOR REFLECTED CEILING PLAN
1/8" = 1'-0"






LIFE SAFETY GENERAL NOTES:

ALL EXISTING PENETRATIONS, VERTICAL AND HORIZONTAL, LOCATED ON THE FIRST FLOOR ARE TO BE PROVIDED WITH AN APPROVED THROUGH - PENETRATION FIRESTOP SYSTEM HAVING A SMOKE RESISTANCE AND/OR FIRE RESISTANCE RATING EQUAL TO OR GREATER THAN THE PENETRATION. SPRAY FIRE PROOF ALL EXISTING STRUCTURAL STEEL SUPPORTING OPENINGS IN THE FLOOR / CEILING ASSEMBLY. (2 HOUR FIRE RATING). THIS WORK SHALL BE COMPLETED PRIOR TO ANY OTHER CONSTRUCTION BEING STARTED.

ALL EXISTING PENETRATIONS, VERTICAL AND HORIZONTAL, LOCATED ON THE FIRST FLOOR ARE TO BE PROVIDED WITH AN APPROVED THROUGH - PENETRATION FIRESTOP SYSTEM HAVING A SMOKE RESISTANCE AND/OR FIRE RESISTANCE RATING EQUAL TO OR GREATER THAN THE PENETRATION. TEMPORARILY PLUG PENETRATIONS SHALL BE SEALED TEMPORARY OR PERMANENTLY, AS SOON AS POSSIBLE TO REDUCE SPREAD OF CONSTRUCTION DEBRIS AND FOR INFECTION CONTROL ON THE FLOOR ABOVE AND BELOW.

GENERAL NOTES:

1. SEE FIRE PROTECTION DRAWING SHEETS FOR SPRINKLER HEAD LAYOUT
2. REFLECTED CEILING PLANS SHOW CEILING MOUNTED ENTES ONLY. ADDITIONAL WALL MOUNTED LIGHTING, HVAC ITEMS, EXIT SIGNS, ETC. ARE INDICATED ON INDIVIDUAL ELECTRICAL AND HVAC FLOOR PLAN SHEETS.
3. WHERE INDIVIDUAL CEILINGS WERE REMOVED AS PART OF DEMOLITION, REPLACE WITH A NEW CEILING TO MATCH THE EXISTING THAT WAS REMOVED.
4. CEILING DETAILS ARE DIMENSIONED FROM FACE OF FINISH

REFLECTED CEILING PLAN SYMBOL LEGEND	
	2' x 2' LAY-IN ACOUSTICAL TILE CEILING SYSTEM. SEE ROOM FINISH SCHEDULE FOR SPECIFIC TYPE
	GYPSUM BOARD BULKHEAD/ SUSPENDED GYPSUM BOARD SYSTEM
	CERAMIC TILE (CT-6) OVER 1/2" GLASS MAT WATER RESISTANT GYPSUM BACKER UNITS, ON 3/8" (MIN) FRAMING
	CEILING HEIGHT
	AREA OF WORK



**FULLY SPRINKLERED
BID DOCUMENTS**

[illegible]