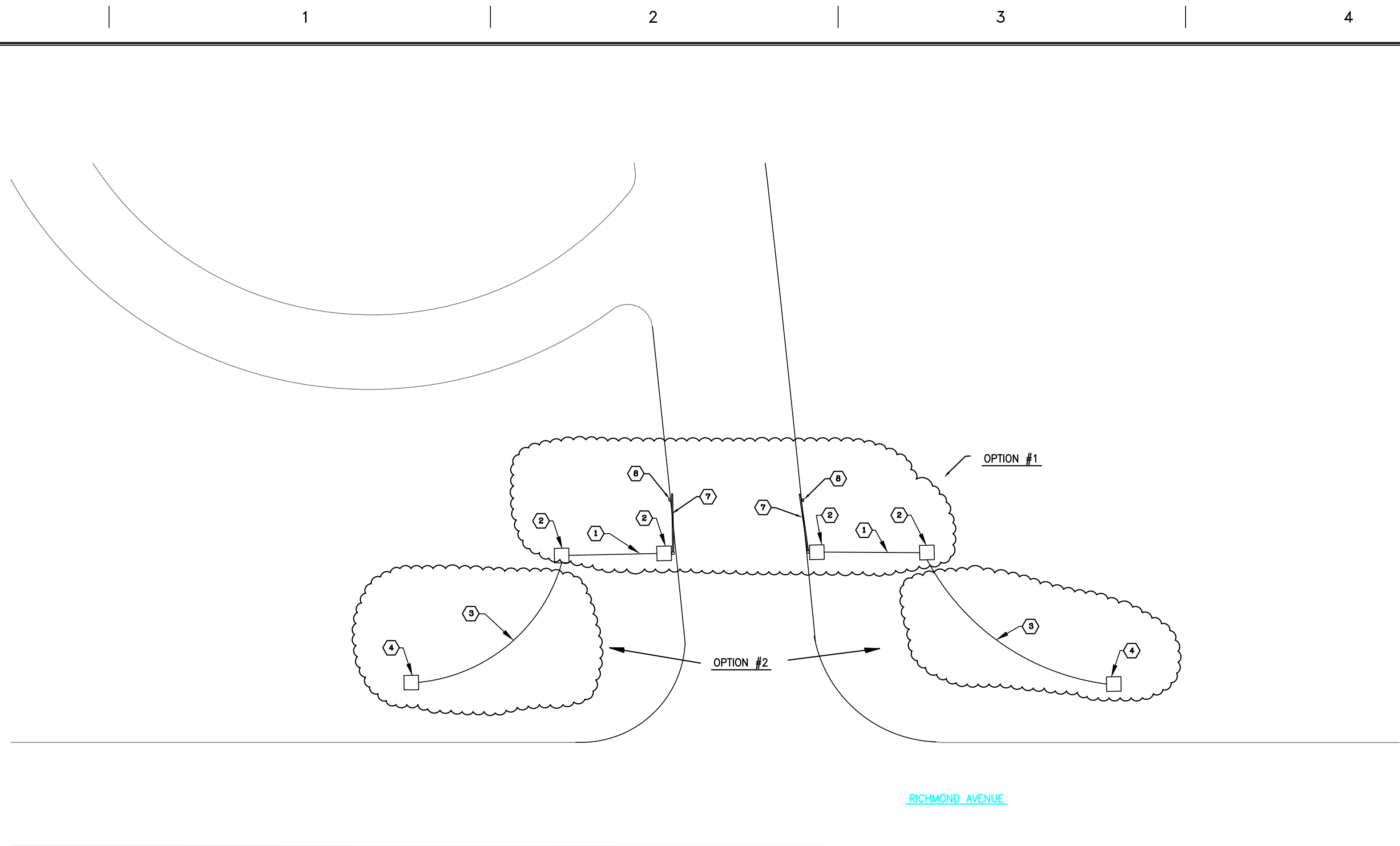
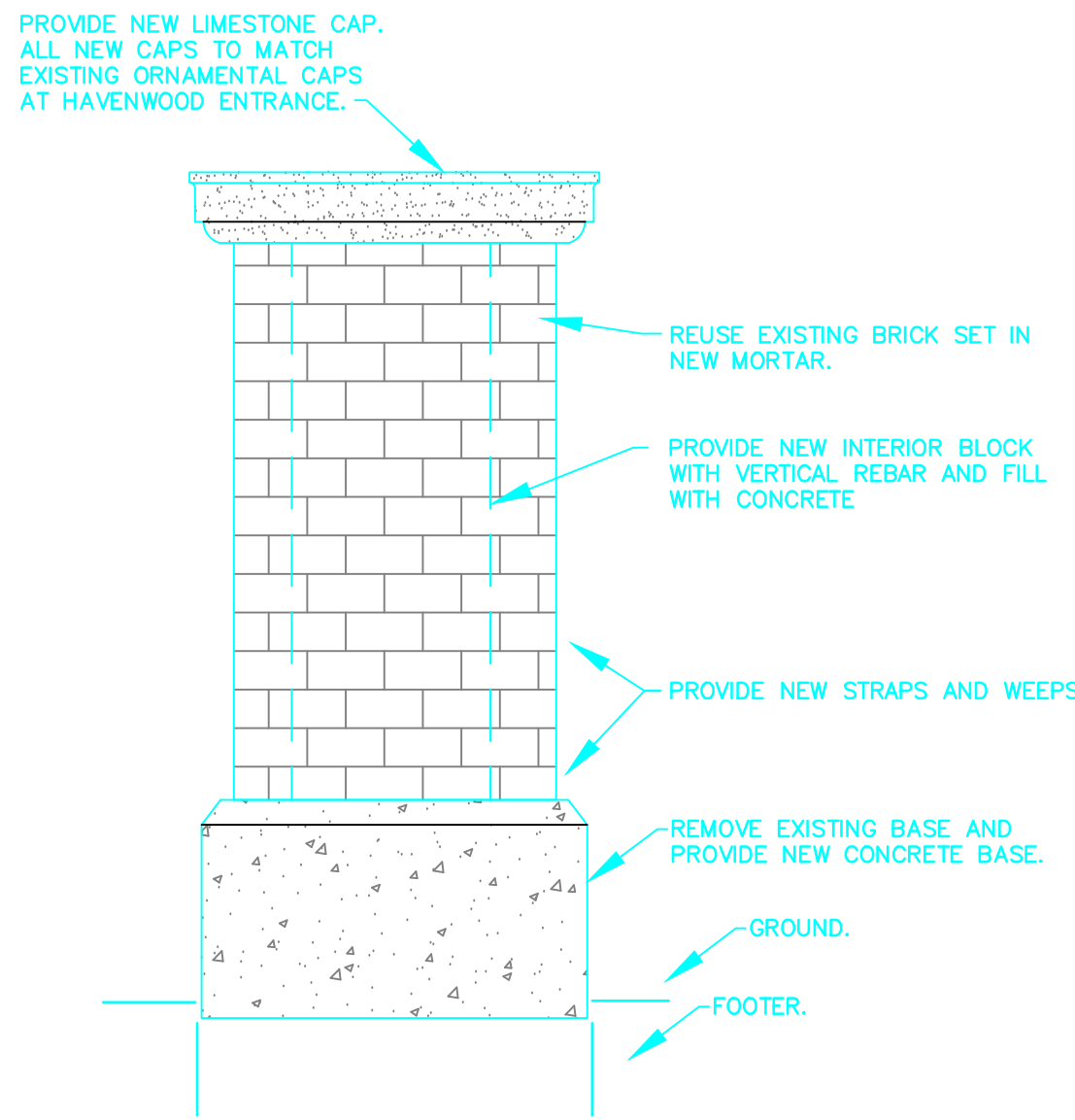


0 1 2 3 4 5 6 7 8 9 10  
A three inches = one foot  
B one and one-half inch = one foot  
C one inch = one foot  
D three-quarters inch = one foot  
E one-half inch = one foot  
F three-eighths inch = one foot  
one-quarter inch = one foot  
one-eighth inch = one foot



HAVENWOOD ENTRANCE

SCALE: 1"=10'



BRICK TOWER DETAIL

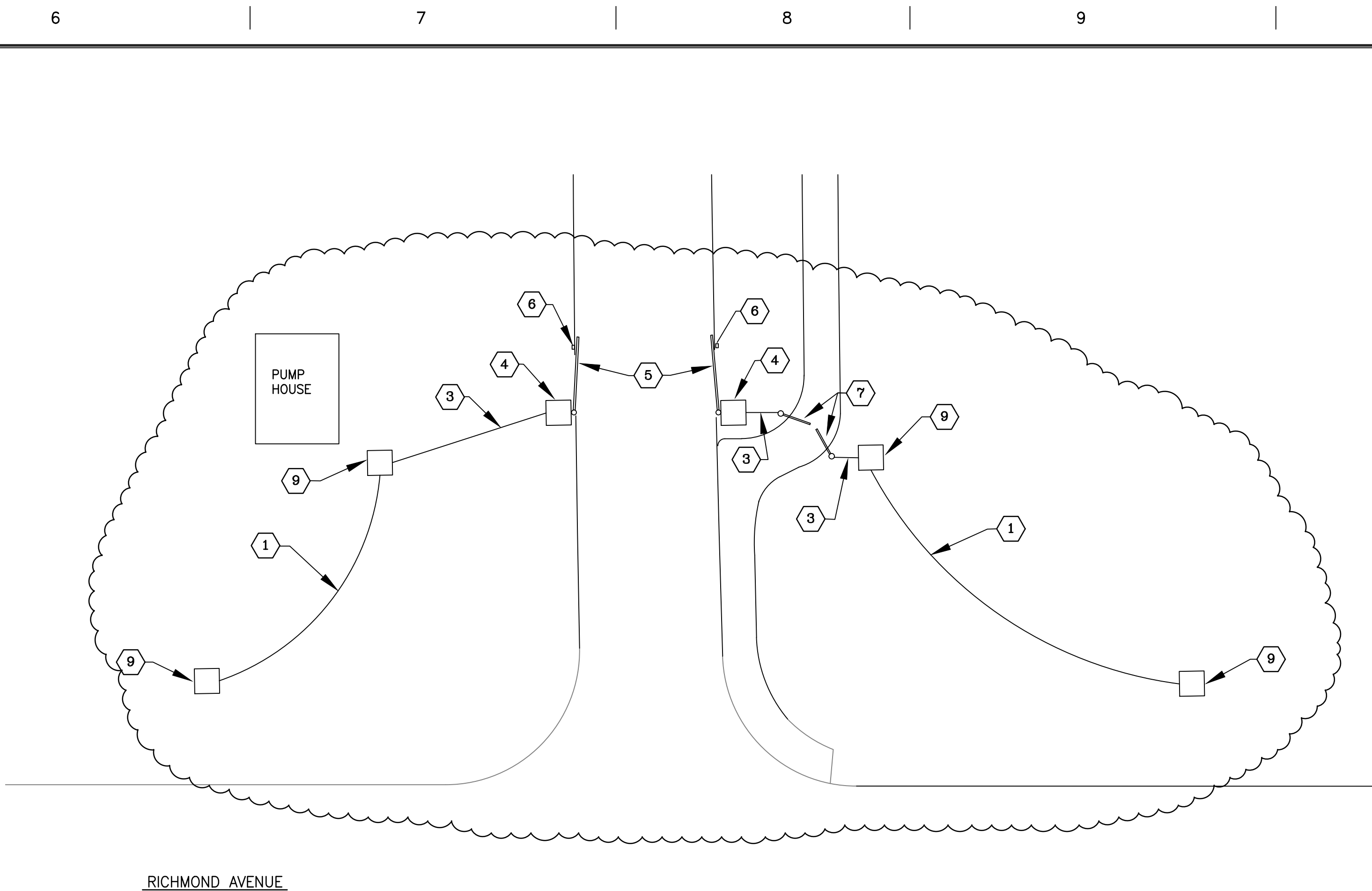
SCALE: NONE

GENERAL NOTES

- A. ALL NEW WROUGHT IRON IS TO MATCH EXISTING INCLUDING THICKNESS OF MATERIAL AND DETAIL.  
B. PROVIDE ALL NEW HARDWARE FOR ALL GATES AND FENCES.

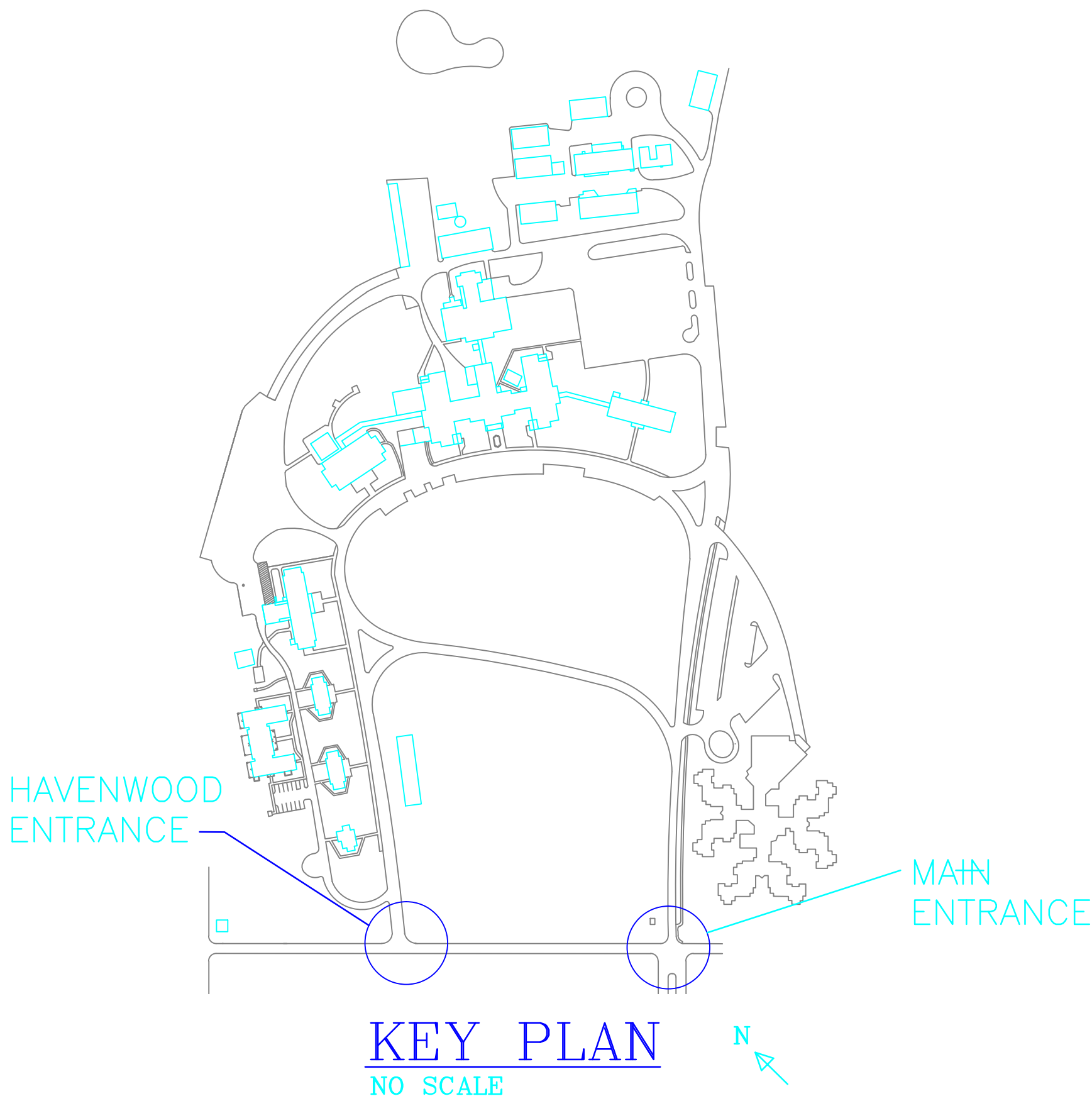
DRAWING NOTES

1. REMOVE EXISTING WROUGHT IRON FENCING. SANDBLAST, PRIME AND PAINT. REPAIR OR REPLACE APPROXIMATELY 10% OF DAMAGED POSTS WITH NEW TO MATCH EXISTING.  
2. DISASSEMBLE EXISTING BRICK TOWER. REMOVE CONCRETE BASE AND CAP AND REPLACE WITH NEW CONCRETE. COMPLETELY REBUILD BRICK TOWER WITH NEW BRICKED MORTAR. PROVIDE NEW STRAPS AND WEEPS.  
3. PROVIDE NEW WROUGHT IRON FENCE SECTION(S) TO COMPLETELY MATCH EXISTING.  
4. CONSTRUCT NEW BRICK TOWER WITH CONCRETE BASE AND LIMESTONE CAP. REFER TO BRICK TOWER DETAIL.  
5. PROVIDE NEW SWINGING GATES THAT CAN BE SECURED TO CLOSE-OFF DRIVEWAY. WROUGHT IRON IS TO COMPLETELY MATCH EXISTING.  
6. PROVIDE NEW CONCRETE STOPS FOR GATE - TO MATCH EXISTING AT HAVENWOOD ENTRANCE.  
7. REPAIR EXISTING SWINGING GATES. SANDBLAST, PRIME AND PAINT. REPLACE EXISTING WHEELS.  
8. REMOVE EXISTING CONCRETE STOPS FOR GATE AND REPLACE WITH NEW.  
9. TRUCK POINT MAIN ENTRANCE COLUMNS



MAIN ENTRANCE

SCALE: 1"=10'



KEY PLAN

NO SCALE

		VA WESTERN NEW YORK HEALTHCARE SYSTEM 222 RICHMOND AVE BATAVIA, NEW YORK 14020	Architect	stamp	CARDIOLOGY MANAGER	DATE	ENGINEERING MANAGER	DATE	Drawing Title PARTIAL SITE PLANS AND DETAILS	Project Title ENTRANCE GATE MODIFICATIONS	Date MAY 30, 2014			
											Station No. 528A			
Revision #2	8/15/14													
Revision #1	8/8/14													
Issue for Bid	5/30/14													
Revisions	Date													