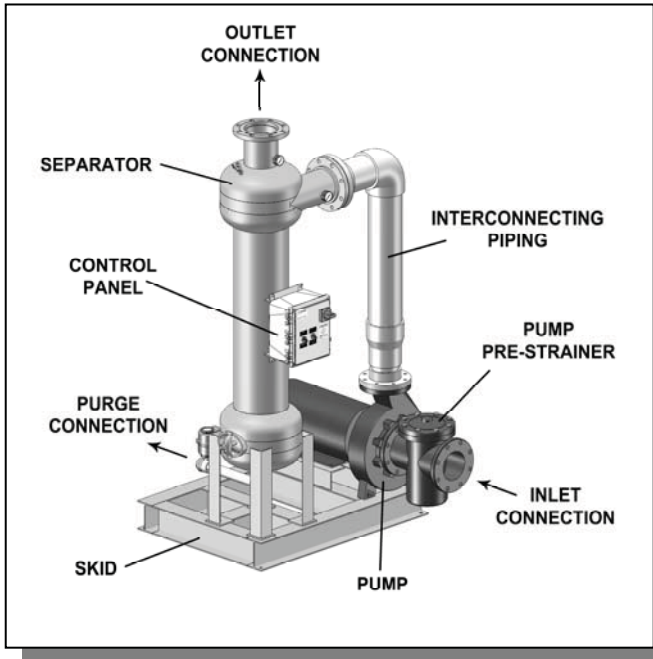




**PUROFLUX CORPORATION**

ENGINEERING • MANUFACTURING • SERVICE

## PF64-050 SPECIFICATION SHEET PUMP PACKAGE SYSTEM



SPECIFICATIONS	PF64-050
Flow Rate	600 gpm
System Inlet Connection	6" flng
System Outlet Connection	5" flng
Purge Connection	1 1/2" fpt
Separator Model	PF61-050
Separator Purge	Automatic
Pump Motor	15 hp
Volume	24 gal
Est. Weight, Dry	1045 lbs
Est. Weight, Operating	1245 lbs

- Removes particulate as low as 45 microns
- 150 psi working pressure

- Fully assembled skid package
- One year limited warranty

### **SYSTEM COMPONENTS**

#### **Separator :**

- PF61-050 - 5" flanged separator
- Fusion bonded polyester coated vessel
- 1/4" Manual air bleed valve
- 0 to 160 psi gauges on influent / effluent

#### **Electrical Controls :**

- NEMA 4X fiberglass enclosure
- Motor overload/short circuit protection
- Hand-Off-Auto switches

#### **Pump :**

- Close coupled, end suction centrifugal pump
- 1750 rpm, TEFC motor

#### **Automatic Purge :**

- Electrically actuated industrial grade ball valve
- Adjustable purge timer

#### **Skid :**

- Fusion bonded polyester coated carbon steel

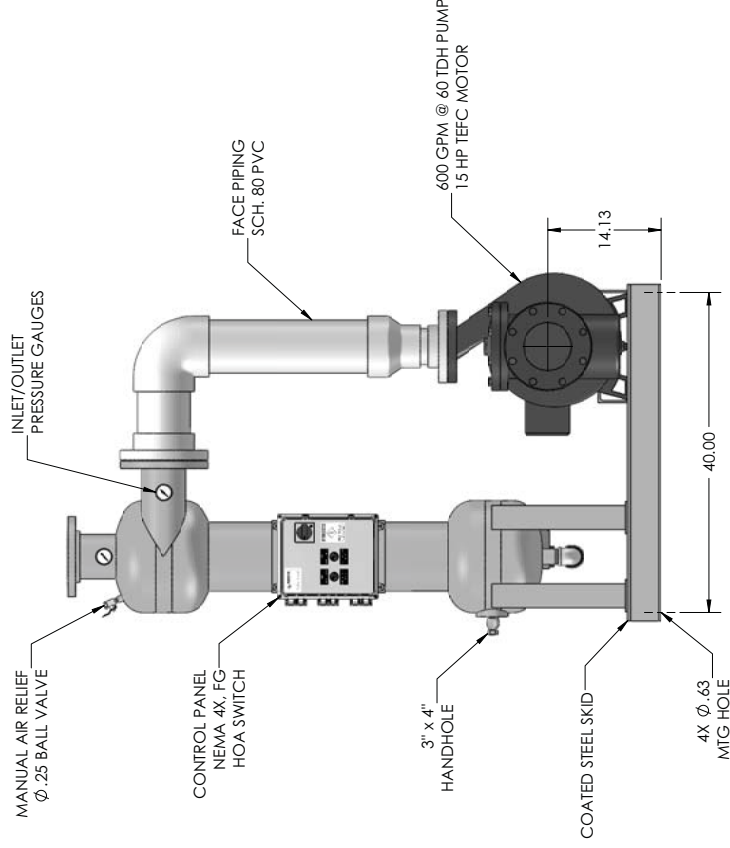
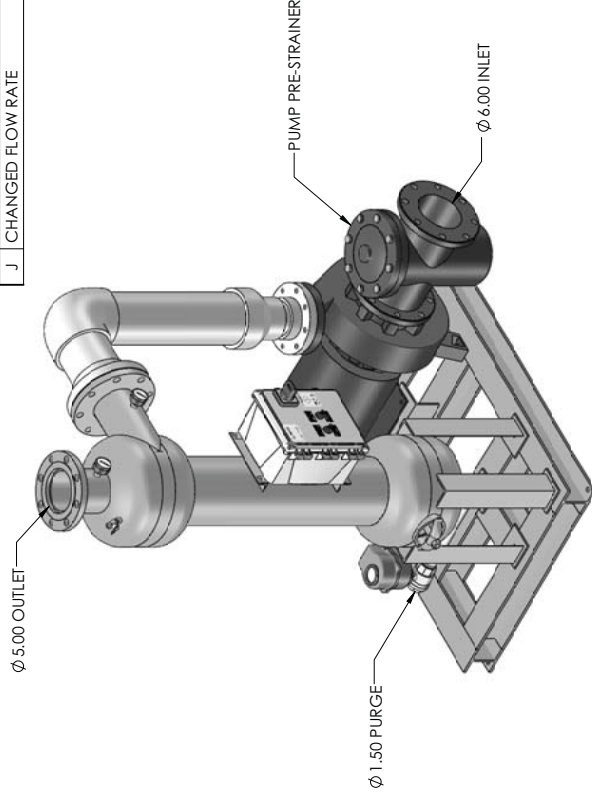
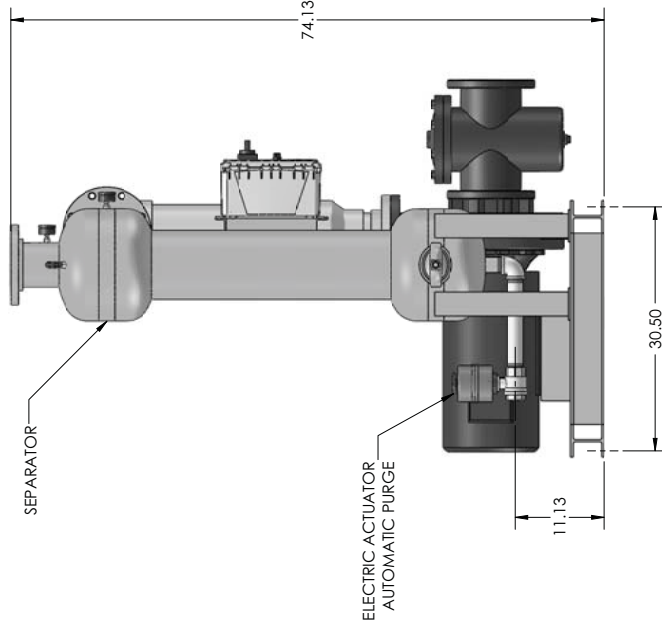
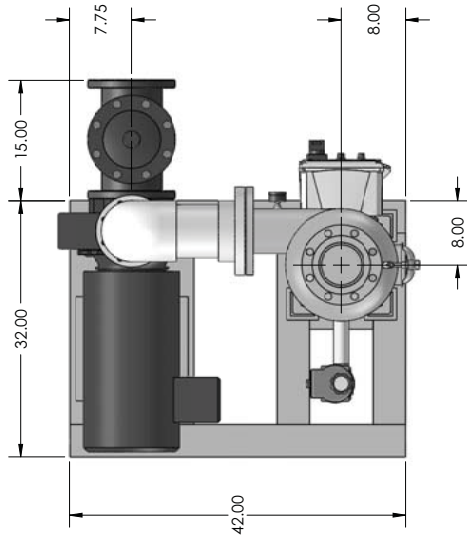
#### **Interconnecting Pipe :**

- Sch.80 PVC piping

**Options:** Manual Purge, Removable Dome, 22 1/2° profile

NOTES: UNLESS OTHERWISE SPECIFIED

1. DIMENSIONS ARE IN INCHES
2. DIMENSIONS MAY VARY SLIGHTLY - DO NOT USE FOR CONSTRUCTION
3. SEPARATOR SYSTEM IS RATED FOR 150 PSI WORKING PRESSURE



UNLESS OTHERWISE SPECIFIED		PROJ. NO.	PF-64-050 AP SEPARATOR PACKAGE	
DIMENSIONS ARE IN INCHES	DRAWN	K. CARTER	600 GPM - W/SKID MOUNTED PUMP	
ALL DIMENSIONS ARE TO FACE UNLESS OTHERWISE NOTED	CHECKED			
ANGULAR MATCHES - BEND 1	DESIGN APPROVED			
THREE PLACE DECIMAL	MFG APPROVED			
THESE ARE GEOMETRIC TOLERANCING PRE	QA APPROVED			
MATERIAL	RELEASE DATE	12-27-01		
FINISH	SCALE	NONE		
DO NOT SCALE DRAWING				
APPLICATION				
NEXT ASST				
THE INFORMATION CONTAINED IN THIS DRAWING IS THE PROPERTY OF PUROFLUX CORPORATION. ANY REUSE OR MODIFICATION OF THIS DRAWING WITHOUT THE WRITTEN PERMISSION OF PUROFLUX CORPORATION IS PROHIBITED.				
PUROFLUX CORPORATION				
P.O. BOX 579, 02116				
PHONE: (800) 579-0216				
FAX: (800) 579-4035				
WEBSITE: WWW.PUROFLUX.COM				
REV	DWG NO.	641-0019		
J	SCALE	1 OF 2		

REV	DESCRIPTION	DATE	APPROVED
J	CHANGED FLOW RATE	10-06-09	D.L.

