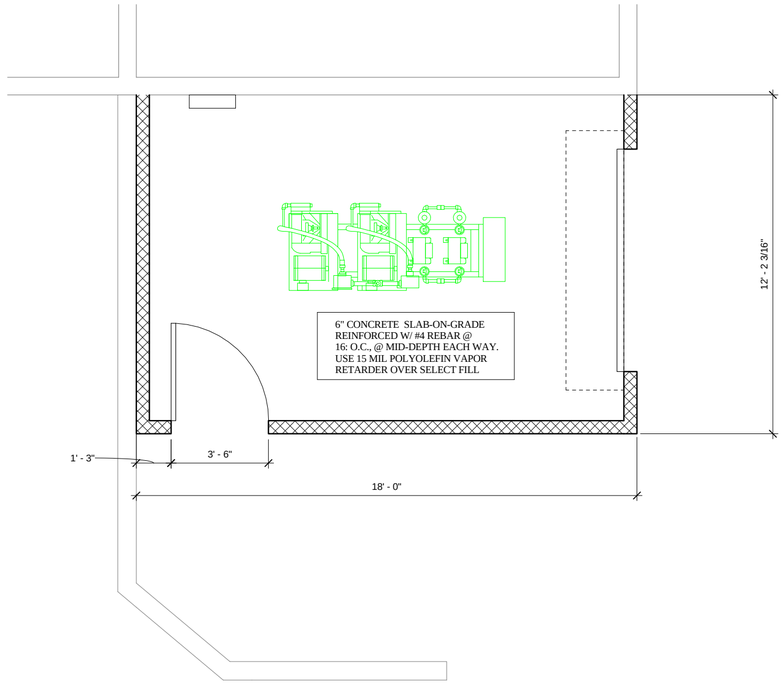

1 Level 1
1/2" = 1'-0"

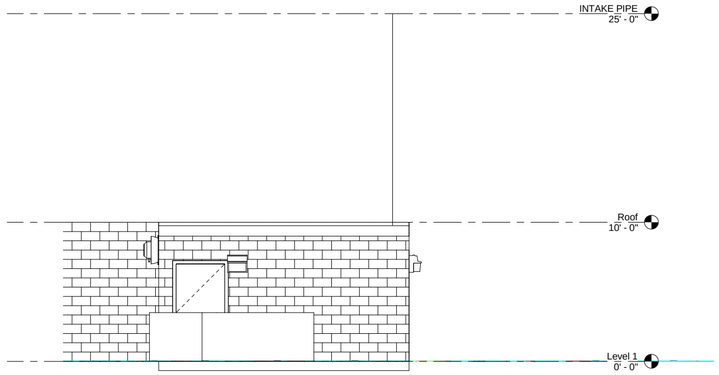

3 South
1/4" = 1'-0"

NOTES BY SYMBOL "□"

1. EXISTING ELECTRICAL PANEL
2. 150 CFM EXHAUST FAN
3. DUPLEX SCROLL AIR PLANT WITH DESICCANT AIR TREATMENT SYSTEMS
4. NEW ELECTRICAL PANEL FOR BUILDING
5. 2" AIR INTAKE PIPE. TOP OF PIPE TO BE 25' ABOVE FINISHED GRADE. USE GUY WIRES AS NECESSARY.
6. NEW 8' X 8' OVERHEAD DOOR
7. NEW CONCRETE FOUNDATION . ELEVATION TO MATCH EXISTING EQUPT. PAD #3. (685.47)
8. 3/4" AIR SUPPLY LINE BACK TO SYSTEM
9. EXISTING RETAINING WALL TO REMAIN
10. EXISTING SWALE TO BE REROUTED AS NEEDED
11. NEW WALL PACK LIGHTING TO BE INSTALLED
12. 2 X 2 RECESSED LIGHTING
13. 2 X 2 CEILING GRID

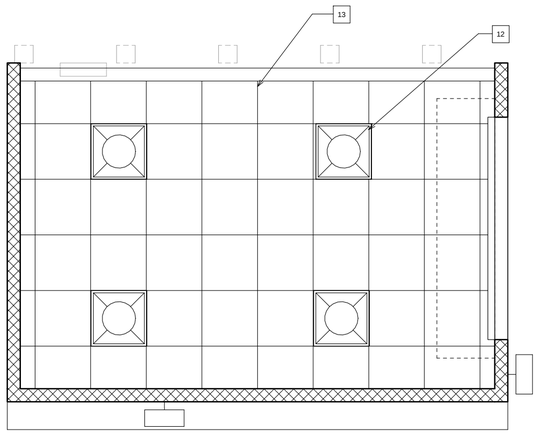

4 Level 1
1/2" = 1'-0"

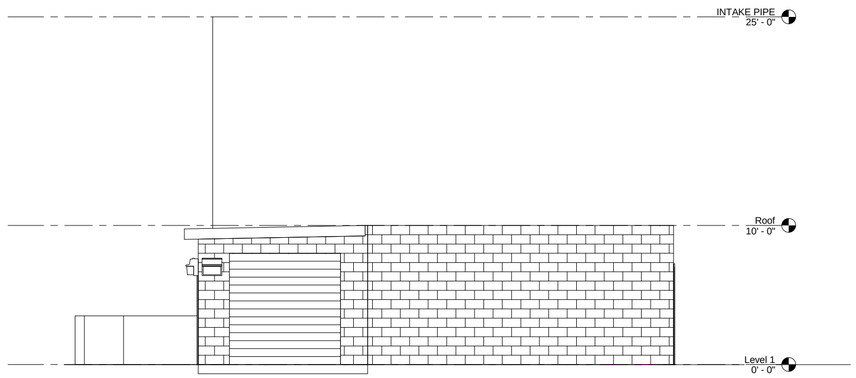

2 East
1/4" = 1'-0"

Revisions:	Date

CONSULTANTS:

ARCHITECT/ENGINEERS:

Drawing Title: FLOOR PLAN, RCP, AND ELEVATIONS

Approved: Project Director

Project Title: MED GAS PUMP BUILDING @ CLC

Location: TEMPLE, TX

Date: 7/29/2014 10:45:32 AM

Checked: VG

Drawn: TB

Project Number: Project Number

Building Number: 221

Drawing Number: A1

Office of Construction and Facilities Management

Department of Veterans Affairs

VA FORM 08-6231