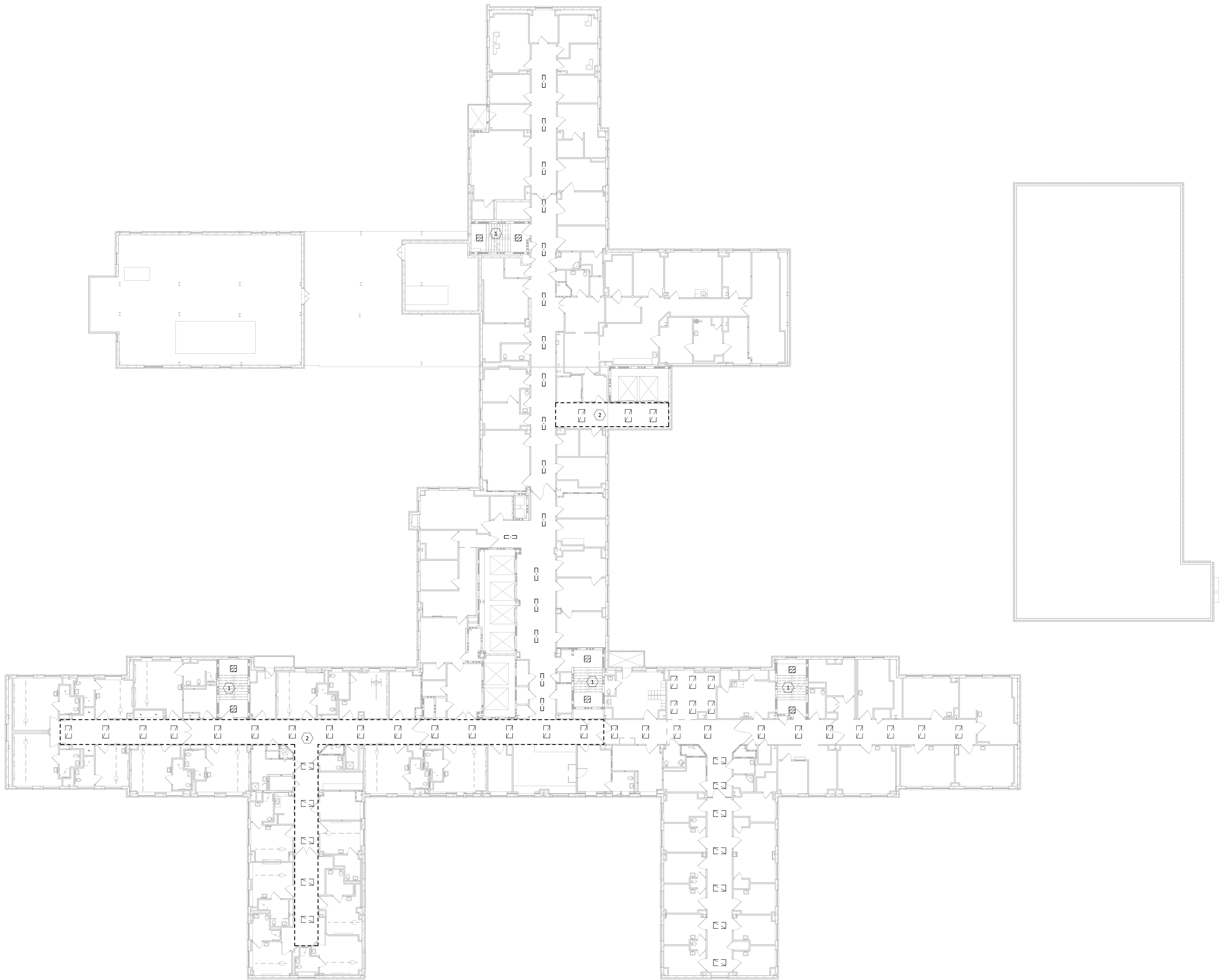


GENERAL NOTES

A.- REMOVE ALL LIGHTING FIXTURES AS SHOWN AND REMOVE FIXTURE WHIP BACK TO CLOSEST JUNCTION BOX. MAINTAIN EXISTING CIRCUIT SERVING EACH AREA FOR RECONNECTION TO NEW FIXTURES.

PLAN NOTES


- 1.- PROVIDE TEMPORARY STAIRWELL LIGHTING AFTER DEMOLITION AND PRIOR TO INSTALLATION OF NEW FIXTURES. STAIRWELLS SHALL REMAIN ILLUMINATED THROUGHOUT PROJECT. IF DEDUCT ALTERNATE #1 IS ACCEPTED, THEN WORK ASSOCIATED SHALL NOT BE PERFORMED.
- 2.- LIGHTING IN THIS AREA IS EXISTING TO REMAIN.



FIFTH FLOOR DEMO LIGHTING PLAN
SCALE: 1/16" = 1'-0"

35% REVIEW	08/08/14
85% REVIEW	08/21/14
100% REVIEW	10/08/14
BID DOCUMENTS	11/25/14
Revisions:	Date

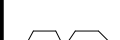
CONSULTANTS:



ARCHITECT/ENGINEERS:



Engineering Ltd.
Facility Engineering Consultants
855 Grandview Avenue, 3rd Floor Columbus, OH 43215
Phone: (614) 443-1178 Fax: (614) 443-1594
Email: dynamix@dynamix-lltd.com
DEL # 34005

Project Status						
Drawing Title FIFTH FLOOR DEMO LIGHTING PLAN	Project Title INSTALL LED LIGHTING		Project Number 53-16-207		Office of Construction and Facilities Management	
			Building Number Bldg			
Approved:	Location CINCINNATI VA MEDICAL CENTER		Drawing Number ED105			
	Date 11/25/2014	Checked By: Checker	Drawn By: Author			
					 Department of Veterans Affairs	

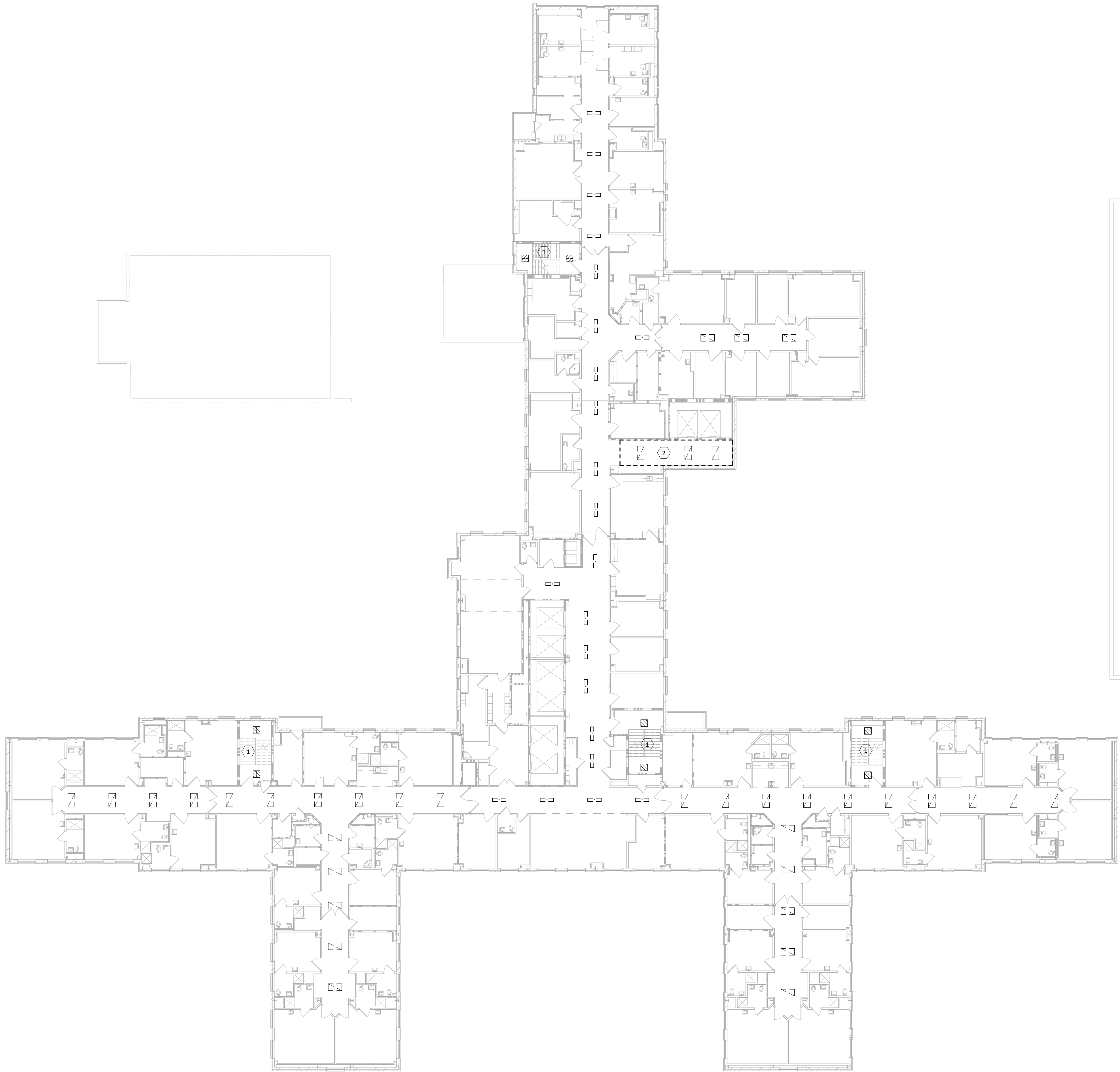
GENERAL NOTES

A.- REMOVE ALL LIGHTING FIXTURES AS SHOWN AND REMOVE FIXTURE WHIP BACK TO CLOSEST JUNCTION BOX. MAINTAIN EXISTING CIRCUIT SERVING EACH AREA FOR RECONNECTION TO NEW FIXTURES.

PLAN NOTES

1.- PROVIDE TEMPORARY STAIRWELL LIGHTING AFTER DEMOLITION AND PRIOR TO INSTALLATION OF NEW FIXTURES. STAIRWELLS SHALL REMAIN ILLUMINATED THROUGHOUT PROJECT. IF DEDUCT ALTERNATE #1 IS ACCEPTED, THEN WORK ASSOCIATED SHALL NOT BE PERFORMED.


2.- LIGHTING IN THIS AREA IS EXISTING TO REMAIN.



SIXTH FLOOR DEMO LIGHTING PLAN
SCALE: 1/16" = 1'-0"

35% REVIEW	08/08/14
85% REVIEW	08/21/14
100% REVIEW	10/08/14
BID DOCUMENTS	11/25/14
Revisions:	Date


CONSULTANTS:



ARCHITECT/ENGINEERS:



Engineering Ltd.
Facility Engineering Consultants
855 Grandview Avenue, 3rd Floor Columbus, OH 43215
Phone: (614) 443-1178 Fax: (614) 443-1594
Email: dynamix@dynamix-lltd.com
DEC # 34005

Project Status						
Drawing Title SIXTH FLOOR DEMO LIGHTING PLAN	Project Title INSTALL LED LIGHTING		Project Number 53-16-207	Office of Construction and Facilities Management		
			Building Number Bldg			
Approved:	Location CINCINNATI VA MEDICAL CENTER		Drawing Number			
	Date 11/25/2014	Checked By: Checker	Drawn By: Author			ED106
	 Department of Veterans Affairs					

GENERAL NOTES

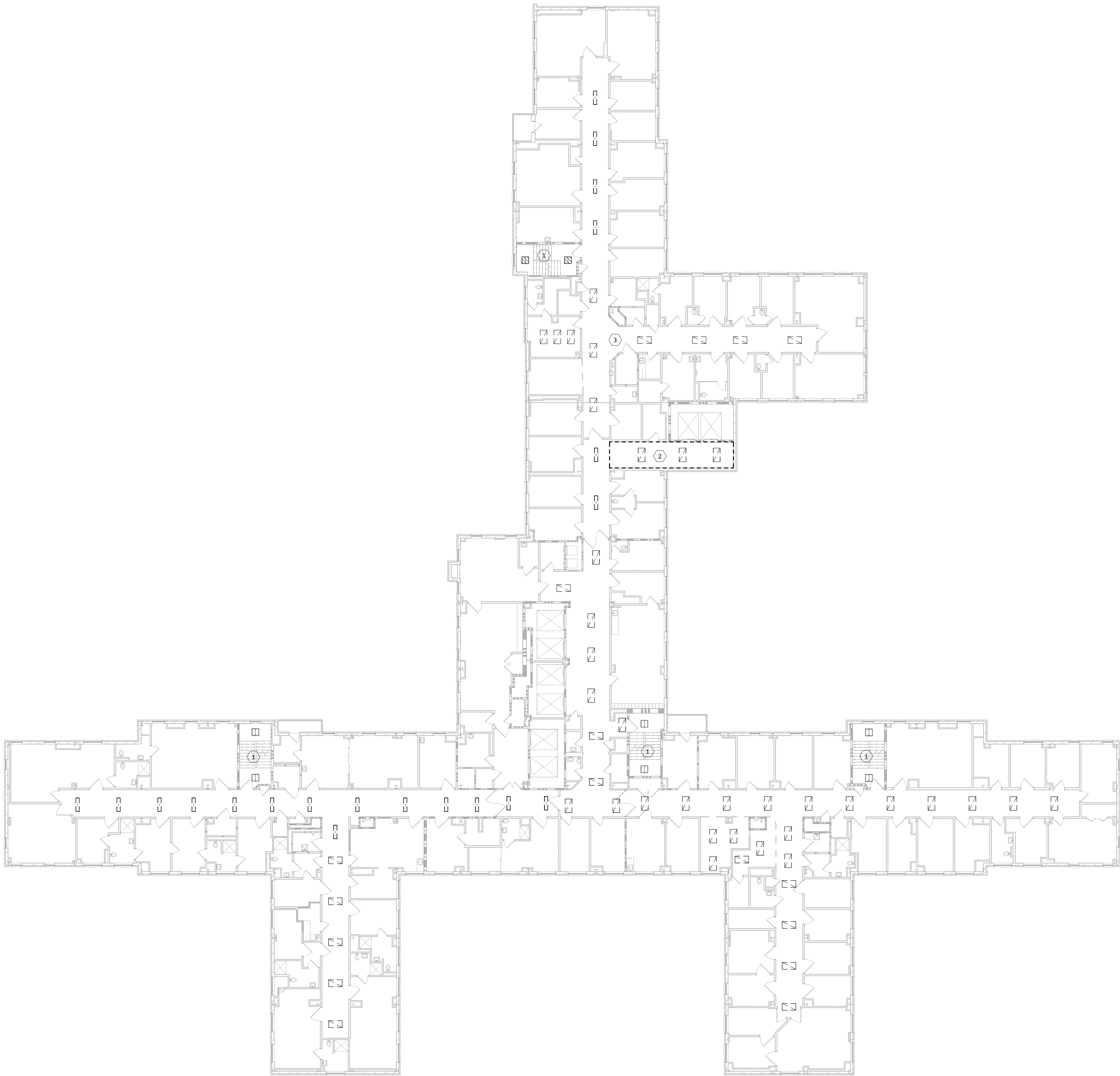
A.- REMOVE ALL LIGHTING FIXTURES AS SHOWN AND REMOVE FIXTURE WHIP BACK TO CLOSEST JUNCTION BOX. MAINTAIN EXISTING CIRCUIT SERVING EACH AREA FOR RECONNECTION TO NEW FIXTURES.

PLAN NOTES

1.- PROVIDE TEMPORARY STAIRWELL LIGHTING AFTER DEMOLITION AND PRIOR TO INSTALLATION OF NEW FIXTURES. STAIRWELLS SHALL REMAIN ILLUMINATED THROUGHOUT PROJECT. IF DEDUCT ALTERNATE #1 IS ACCEPTED, THEN WORK ASSOCIATED SHALL NOT BE PERFORMED.

2.- LIGHTING IN THIS AREA IS EXISTING TO REMAIN.


3.- THIS AREA IS A SECURE INPATIENT AREA. COORDINATE ACCESS AND SAFETY PROCEDURES WITH VA.



SEVENTH FLOOR DEMO LIGHTING PLAN
SCALE: 1/16" = 1'-0"

35% REVIEW	08/08/14
85% REVIEW	08/21/14
100% REVIEW	10/08/14
BID DOCUMENTS	11/25/14
Revisions:	Date

CONSULTANTS:



ARCHITECT/ENGINEERS:



Engineering Ltd.
Facility Engineering Consultants
855 Grandview Avenue, 3rd Floor Columbus, OH 43215
Phone: (614) 443-1178 Fax: (614) 443-1594
Email: dynamix@dynamix-ftd.com
OE # 34003

Drawing Title
SEVENTH FLOOR DEMO LIGHTING PLAN
Approved:

Project Title
INSTALL LED LIGHTING
Project Number
53-16-207
Building Number
Bldg
Drawing Number
ED107

Office of Construction and Facilities Management
Department of Veterans Affairs

GENERAL NOTES

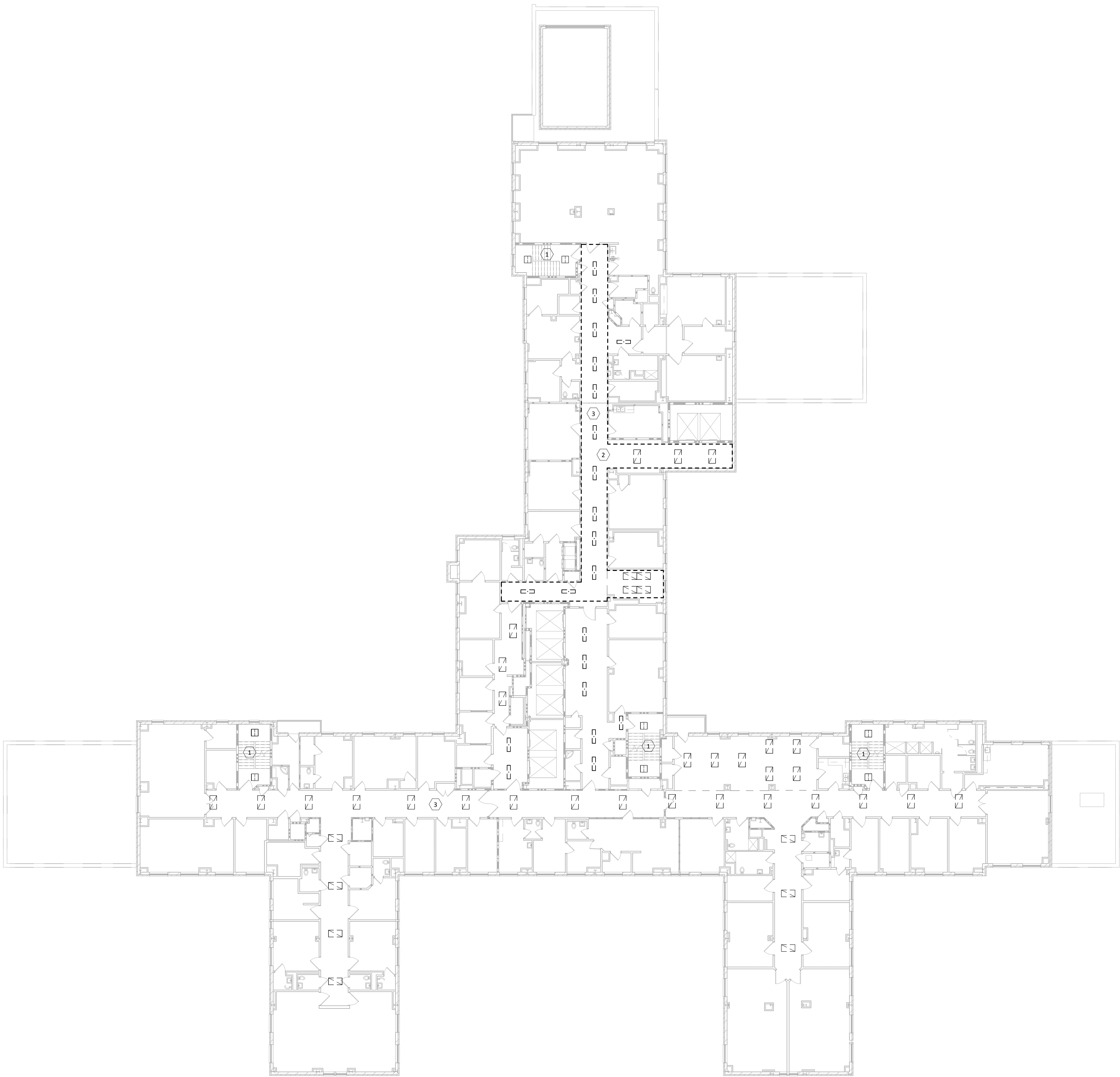
A.- REMOVE ALL LIGHTING FIXTURES AS SHOWN AND REMOVE FIXTURE WHIP BACK TO CLOSEST JUNCTION BOX. MAINTAIN EXISTING CIRCUIT SERVING EACH AREA FOR RECONNECTION TO NEW FIXTURES.

PLAN NOTES

1.- PROVIDE TEMPORARY STAIRWELL LIGHTING AFTER DEMOLITION AND PRIOR TO INSTALLATION OF NEW FIXTURES. STAIRWELLS SHALL REMAIN ILLUMINATED THROUGHOUT PROJECT. IF DEDUCT ALTERNATE #1 IS ACCEPTED, THEN WORK ASSOCIATED SHALL NOT BE PERFORMED.

2.- LIGHTING IN THIS AREA IS EXISTING TO REMAIN.


3.- THIS AREA IS A SECURE INPATIENT AREA. COORDINATE ACCESS AND SAFETY PROCEDURES WITH VA.



EIGHTH FLOOR DEMO LIGHTING PLAN
SCALE: 1/16" = 1'-0"

35% REVIEW	08/08/14
85% REVIEW	08/21/14
100% REVIEW	10/08/14
BID DOCUMENTS	11/25/14
Revisions:	Date


CONSULTANTS:



ARCHITECT/ENGINEERS:



Engineering Ltd.
Facility Engineering Consultants
855 Grandview Avenue, 3rd Floor Columbus, OH 43215
Phone: (614) 443-1178 Fax: (614) 443-1594
Email: dynamix@dynamix-ftd.com
OE # 34003

Project Status					
Drawing Title EIGHTH FLOOR DEMO LIGHTING PLAN	Project Title INSTALL LED LIGHTING		Project Number 53-16-207		Office of Construction and Facilities Management
			Building Number Bldg		
Approved:	Location CINCINNATI VA MEDICAL CENTER		Drawing Number		
	Date 11/25/2014	Checked By: Checker	Drawn By: Author	ED108	
				 Department of Veterans Affairs	

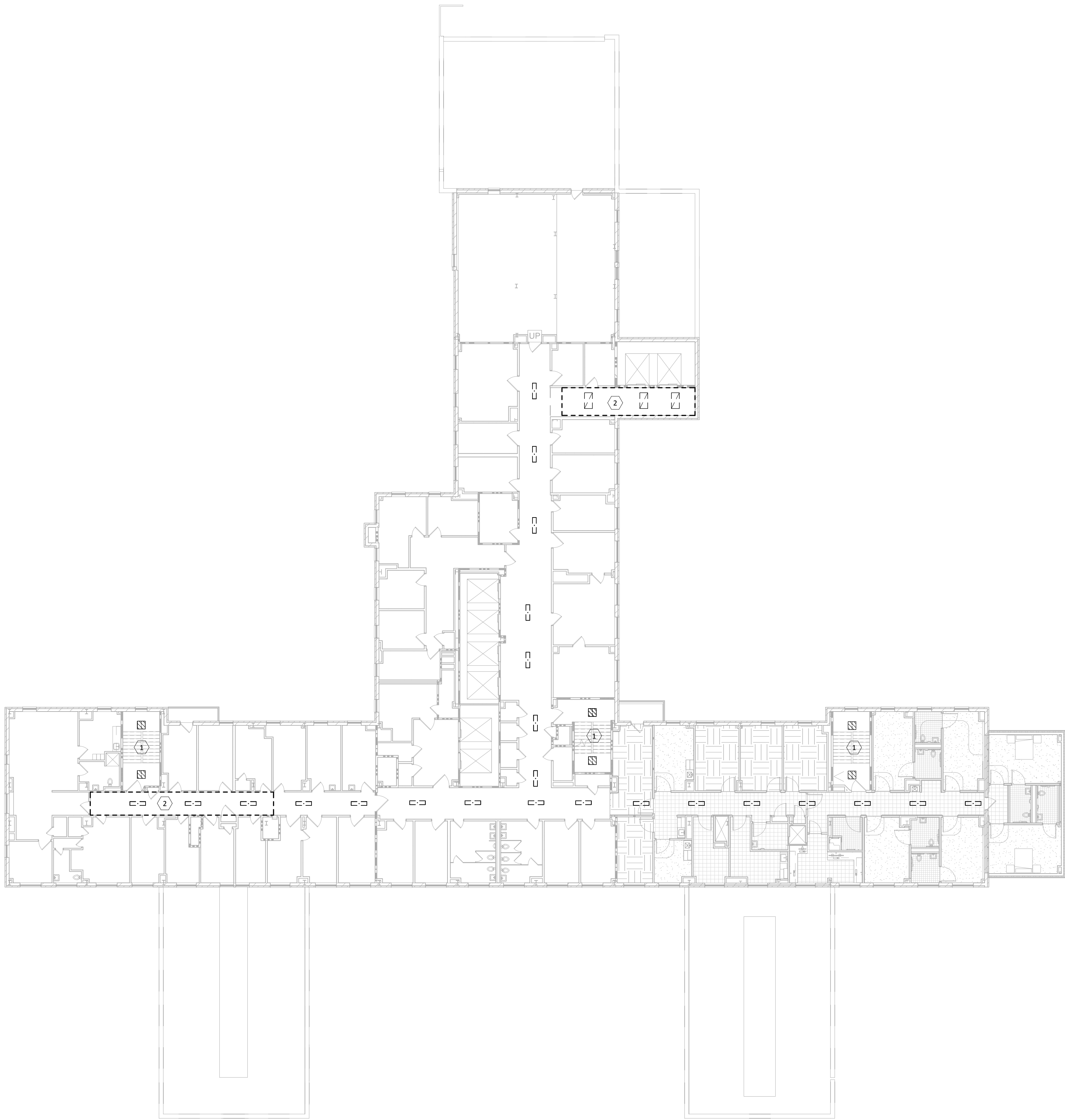
GENERAL NOTES

A.- REMOVE ALL LIGHTING FIXTURES AS SHOWN AND REMOVE FIXTURE WHIP BACK TO CLOSEST JUNCTION BOX. MAINTAIN EXISTING CIRCUIT SERVING EACH AREA FOR RECONNECTION TO NEW FIXTURES.

PLAN NOTES

1.- PROVIDE TEMPORARY STAIRWELL LIGHTING AFTER DEMOLITION AND PRIOR TO INSTALLATION OF NEW FIXTURES. STAIRWELLS SHALL REMAIN ILLUMINATED THROUGHOUT PROJECT. IF DEDUCT ALTERNATE #1 IS ACCEPTED, THEN WORK ASSOCIATED SHALL NOT BE PERFORMED.


2.- LIGHTING IN THIS AREA IS EXISTING TO REMAIN.



 NINTH FLOOR DEMO LIGHTING PLAN
SCALE: 1/16" = 1'-0"

35% REVIEW	08/08/14
85% REVIEW	08/21/14
100% REVIEW	10/08/14
BID DOCUMENTS	11/25/14
Revisions:	Date


CONSULTANTS:



ARCHITECT/ENGINEERS:



Engineering Ltd.
Facility Engineering Consultants
855 Grandview Avenue, 3rd Floor Columbus, OH 43215
Phone: (614) 443-1178 Fax: (614) 443-1594
Email: dynamix@dynamix-ftd.com
OE # 34003

Project Status					
Drawing Title		Project Title		Project Number	
NINTH FLOOR DEMO LIGHTING PLAN		INSTALL LED LIGHTING		53-16-207	
Approved:		Location		Building Number	
11/25/2014		CINCINNATI VA MEDICAL CENTER		Bldg	
Checked By:		Drawing Number		ED109	
Checker		Author		Office of Construction and Facilities Management	
				 Department of Veterans Affairs	

GENERAL NOTES

A. REMOVE ALL LIGHTING FIXTURES AS SHOWN AND REMOVE FIXTURE WHIP BACK TO CLOSEST JUNCTION BOX. MAINTAIN EXISTING CIRCUIT SERVING EACH AREA FOR RECONNECTION TO NEW FIXTURES.

PLAN NOTES

1. PROVIDE TEMPORARY STAIRWELL LIGHTING AFTER DEMOLITION AND PRIOR TO INSTALLATION OF NEW FIXTURES. STAIRWELLS SHALL REMAIN ILLUMINATED THROUGHOUT PROJECT. IF DEDUCT ALTERNATE #1 IS ACCEPTED, THEN WORK ASSOCIATED SHALL NOT BE PERFORMED.



PENTHOUSE MEZZANINE DEMO LIGHTING PLAN

SCALE: 1/16" = 1'-0"



MECHANICAL DEMO LIGHTING PLAN

SCALE: 1/16" = 1'-0"



PENTHOUSE DEMO LIGHTING PLAN

SCALE: 1/16" = 1'-0"

Project Status

PENTHOUSE,
MEZZANINE &
MECHANICAL DEMO
LIGHTING PLAN

Project Title
INSTALL LED LIGHTING

Project Number
53-16-207
Building Number
Bldg

Office of
Construction and
Facilities
Management

Location
CINCINNATI VA MEDICAL CENTER

Date
11/25/2014

Checked By:
Checker

Drawn By:
Author

Drawing Number
ED110

Department of
Veterans Affairs

CONSULTANTS:

ARCHITECT/ENGINEERS:



Engineering Ltd.
Facility Engineering Consultants
855 Grandview Avenue, 3rd Floor Columbus, OH 43215
Phone: (614) 443-1178 Fax: (614) 443-1594
Email: dynamix@dynamix-ftd.com
DEC # 34003



35% REVIEW
08/08/14
85% REVIEW
08/21/14
100% REVIEW
10/08/14
BID DOCUMENTS
11/25/14

Revisions:

Date

GENERAL NOTES

- A- UNLESS NOTED OTHERWISE, CONNECT ALL NEW LIGHTING FIXTURES TO EXISTING LIGHTING CIRCUIT SERVING AREA. EXTEND NEW CIRCUITING TO NEW FIXTURES.
- B- ALL WORK ON THIS FLOOR IS PART OF DEDUCT ALTERNATE #1.
- C- CONTRACTOR IS RESPONSIBLE FOR ALL PATCHING AND PAINTING OF MODIFIED SURFACES. THE PATCHING SHALL BE PAINTED TO MATCH EXISTING FINISHES.

PLAN NOTES


- 1- CONNECT NEW STAIRWELL LIGHTING TO EXISTING CIRCUIT SERVING STAIRWELL. EXTEND CIRCUITING TO NEW FIXTURES ON ALL STAIRWELL SURFACES WHERE PATCHING IS APPLIED. THE ENTIRE SURFACE SHALL BE PAINTED TO MATCH EXISTING CONDITIONS.

PIPE BASEMENT LIGHTING PLAN
SCALE: 1/16" = 1'-0"

SUB BASEMENT LIGHTING PLAN
SCALE: 1/16" = 1'-0"

35% REVIEW	08/08/14
85% REVIEW	08/21/14
100% REVIEW	10/08/14
BID DOCUMENTS	11/25/14
Revisions:	Date

CONSULTANTS:



ARCHITECT/ENGINEERS:
Dynamix Engineering Ltd.
Facility Engineering Consultants
855 Grandview Avenue, 3rd Floor Columbus, OH 43215
Phone: (614) 443-1178 Fax: (614) 443-1594
Email: dynamix@dynamix-lltd.com
OE # 34005

Project Status				
Drawing Title SUB BASEMENT & PIPE BASEMENT LIGHTING PLAN	Project Title INSTALL LED LIGHTING		Project Number 53-16-207	Office of Construction and Facilities Management Department of Veterans Affairs
	Location CINCINNATI VA MEDICAL CENTER		Building Number Bldg	
Approved:	Date 11/25/2014	Checked By: Checker	Drawn By: Author	
			Drawing Number E100A	

GENERAL NOTES

A. UNLESS NOTED OTHERWISE, CONNECT ALL NEW LIGHTING FIXTURES TO EXISTING LIGHTING CIRCUIT SERVING AREA. EXTEND NEW CIRCUITING TO NEW FIXTURES.

B. CONTRACTOR IS RESPONSIBLE FOR ALL PATCHING AND PAINTING OF MODIFIED SURFACES. THE PATCHING SHALL BE PAINTED TO MATCH EXISTING FINISHES.

PLAN NOTES


1. CONNECT NEW STAIRWELL LIGHTING TO EXISTING CIRCUIT SERVING STAIRWELL. EXTEND CIRCUITING TO NEW FIXTURES ON ALL STAIRWELL SURFACES WHERE PATCHING IS APPLIED. THE ENTIRE SURFACE SHALL BE PAINTED TO MATCH EXISTING CONDITIONS.

2. CONNECT EMERGENCY/NIGHT LIGHT FIXTURE TO CLOSET EMERGENCY LIGHTING CIRCUIT, SERVING AREA. EXTEND NEW CIRCUITING AS NECESSARY.

FIRST FLOOR LIGHTING PLAN
SCALE: 1/16" = 1'-0"

35% REVIEW	08/08/14
85% REVIEW	08/21/14
100% REVIEW	10/08/14
BID DOCUMENTS	11/25/14
Revisions:	Date

CONSULTANTS:



ARCHITECT/ENGINEERS:

Dynamix Engineering Ltd.
Facility Engineering Consultants
855 Grandview Avenue, 3rd Floor Columbus, OH 43215
Phone: (614) 443-1178 Fax: (614) 443-1594
Email: dynamix@dynamix-llc.com
DEL # 34000

Drawing Title
FIRST FLOOR LIGHTING PLAN
Approved:

Project Status		
Project Title		
INSTALL LED LIGHTING		
Project Number		
53-16-207		
Building Number		
Bldg		
Drawing Number		
E101		
Location	Date	Checked By:
CINCINNATI VA MEDICAL CENTER	11/25/2014	Checker
Drawn By:		Author

Office of Construction and Facilities Management

Department of Veterans Affairs

three inches = one foot

one and one half inches = one foot

one inch = one foot

three quarters inch = one foot

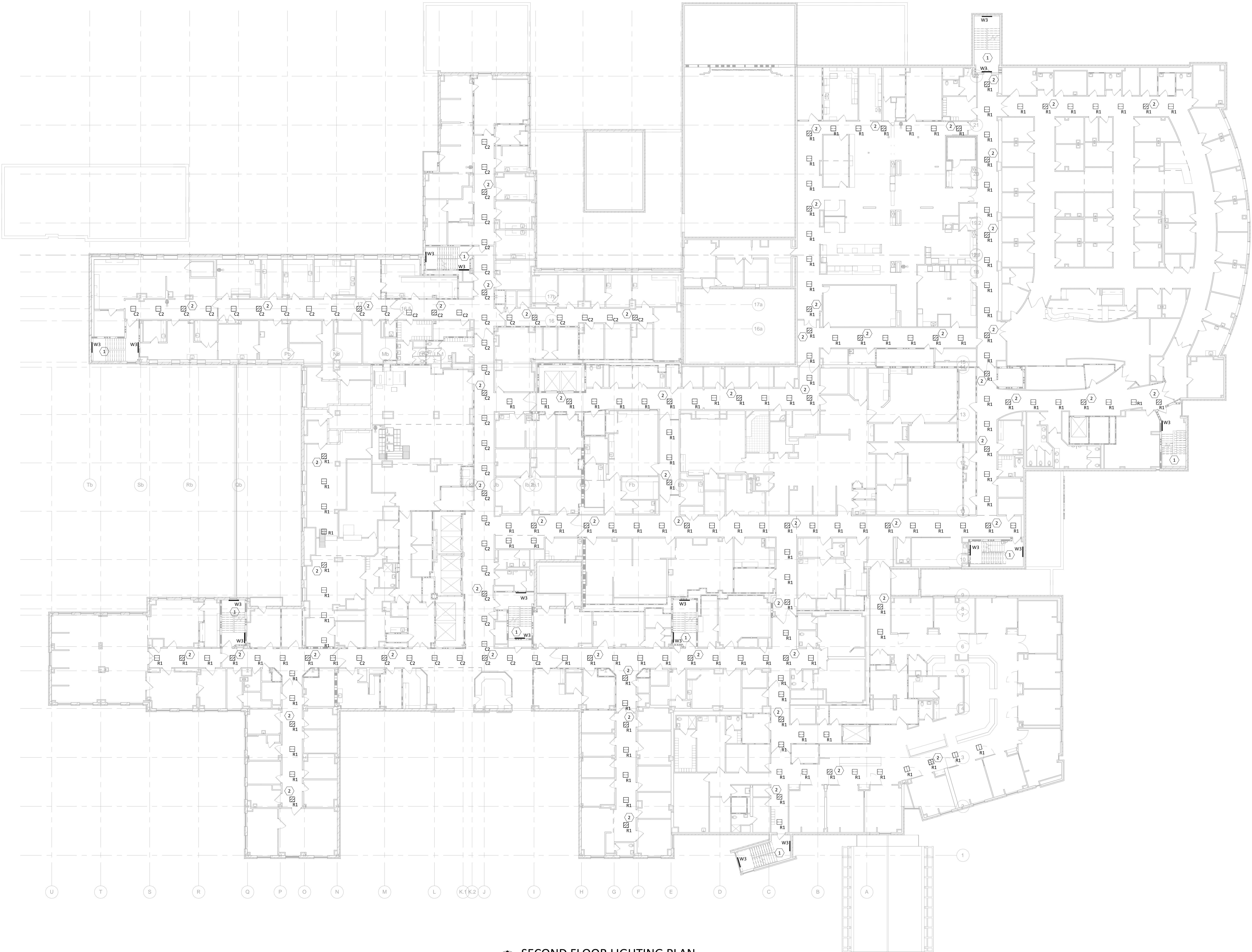
one half inch = one foot

three eighths inch = one foot

one quarter inch = one foot

one eighth inch = one foot

C:\Users\mbaker\Documents\140043 VA Cincinnati Install LED Lighting B1 Central E.mbakker.rvt



SECOND FLOOR LIGHTING PLAN
SCALE: 1/16" = 1'-0"

GENERAL NOTES

- A.- UNLESS NOTED OTHERWISE, CONNECT ALL NEW LIGHTING FIXTURES TO EXISTING LIGHTING CIRCUIT SERVING AREA. EXTEND NEW CIRCUITING TO NEW FIXTURES.
- B.- CONTRACTOR IS RESPONSIBLE FOR ALL PATCHING AND PAINTING OF MODIFIED SURFACES. THE PATCHING SHALL BE PAINTED TO MATCH EXISTING FINISHES.

PLAN NOTES

- 1.- CONNECT NEW STAIRWELL LIGHTING TO EXISTING CIRCUIT SERVING STAIRWELL. EXTEND CIRCUITING TO NEW FIXTURES ON ALL STAIRWELL SURFACES WHERE PATCHING IS APPLIED, THE ENTIRE SURFACE SHALL BE PAINTED TO MATCH EXISTING CONDITIONS. THIS WORK IS PART OF DEDUCT ALTERNATE #1.
- 2.- CONNECT EMERGENCY/NIGHT LIGHT FIXTURE TO CLOSET EMERGENCY LIGHTING CIRCUIT, SERVING AREA. EXTEND NEW CIRCUITING AS NECESSARY.


35% REVIEW	08/08/14
85% REVIEW	08/21/14
100% REVIEW	10/08/14
BID DOCUMENTS	11/25/14
Revisions:	Date

CONSULTANTS:



ARCHITECT/ENGINEERS:

Dynamix Engineering Ltd.
Facility Engineering Consultants
855 Grandview Avenue, 3rd Floor Columbus, OH 43215
Phone: (614) 443-1178 Fax: (614) 443-1594
Email: dynamix@dynamix-lltd.com
DEC 14 2005

Project Status					
Drawing Title SECOND FLOOR LIGHTING PLAN	Project Title INSTALL LED LIGHTING		Project Number 53-16-207	Office of Construction and Facilities Management	
			Building Number Bldg		
Approved:	Location CINCINNATI VA MEDICAL CENTER		Drawing Number E102	 Department of Veterans Affairs	
	Date 11/25/2014	Checked By: Checker	Drawn By: Author		