







LEGEND

ARCHITECTURAL SHEET INDEX

	NEW DOOR		BUILDING ELEVATION MARKER
	DEMO DOOR		NEW WORK NOTE
	EXISTING DOOR		DEMOLITION NOTE
	NEW WALL		TOILET ACCESSORY TAG
	EXISTING WALL		EQUIPMENT TAG
	DEMO WALL OR ITEMS ABOVE OR BELOW		EXISTING WINDOW MARKER
	DEMO ROOM NUMBER		CURTAIN WALL AND WINDOW MARKER
	ROOM NUMBER		COLUMN GRID NUMBER
	WALL TAG		EXISTING COLUMN GRID NUMBER
	WALL PROTECTION TAG		
	DOOR TAG		
	REVISION TAG		
	INTERIOR ELEVATION MARKER		
	SECTION OR WALL SECTION NUMBER		

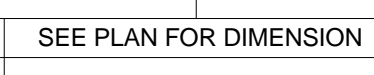
GENERAL	
A0.01	Architectural Sheet List, Abbreviations and Symbol Legend
BUILDING 19	
A1.01	Floor Plan and Schedules
A2.01	Reflected Ceiling Plan
A4.00	Exterior Elevations
A5.00	Building Sections
A8.00	Door Schedule and Casework Details
BUILDING 20	
A01.01	1st Floor Demolition Plan
A01.02	2nd Floor Demolition Plan
A1.01	1st Floor New Work Plan
A1.02	2nd Floor New Work Plan
A2.01	1st Floor Reflected Ceiling Plan
A2.02	2nd Floor Reflected Ceiling Plan
A3.00	Roof Plan
A4.00	Exterior Elevations
A4.01	Exterior Elevations
A4.05	Curtain Wall and Storefront Types
A5.00	Building Sections
A5.01	Building Sections
A5.02	Wall Sections
A5.03	Wall Sections
A5.04	Misc. Details
A5.05	Plan Details
A6.00	Door Schedule and Details
A6.01	Finish Schedule
A6.02	Opening Details
A6.05	1st Floor Finish Plan
A6.06	2nd Floor Finish Plan
A7.01	Enlarged Floor Plans
A8.00	Casework Elevations and Details
A9.00	Enlarged Stairs, Sections, and Details
A9.01	Elevator Details

										PF&A DESIGN ARCHITECTURE, PLANNING, INTERIORS World Trade Center 101 West Main Street, Suite 7000 Norfolk, VA 23510 Phone: 757-471-0537 Fax: 757-471-4205 www.pfa-architect.com				Drawing Title Architectural Sheet List, Abbreviations and Symbol Legend		Project Title Renovations to the Former BRAC Property		Date 09.03.2013			
												Building No. 19		Project Architect: JHT		Checked by: ALJ		Drawn by: ALJ			19-A.01
Revisions		Date										Location		Architects Proj. No. 2099.11		SHEET 029 OF 115					






NUMBER	NAME
19100	GARAGE
19101	PUMP ROOM
19102	IT
19103	TOILET
19104	BREAK
19105	OFFICE

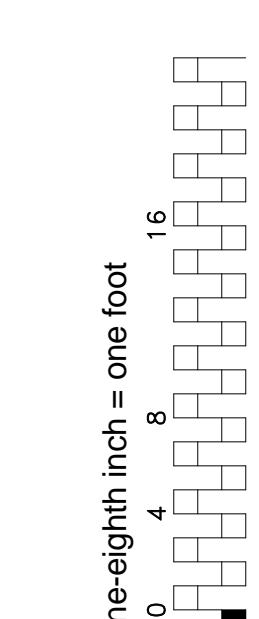


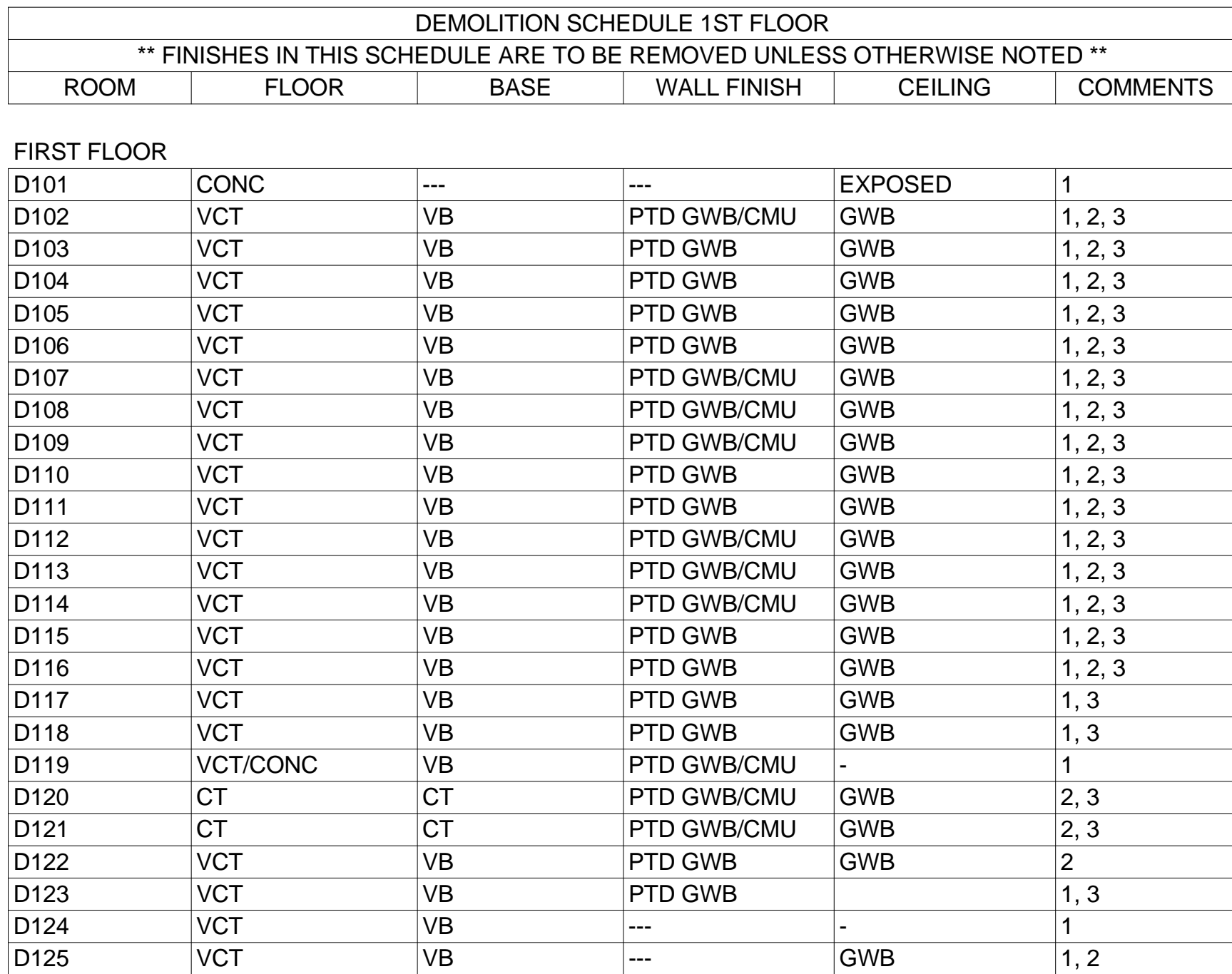
Department of
Veterans Affairs

Date	09.03.2013
Project No.	581-12-101
19-A2.01	
SHEET 031 OF 115	



**Department of
Veterans Affairs**





DEMOLITION DRAWINGS INDICATE IN GENERAL, THE EXTENT OF DEMOLITION, REMOVE ALL ASSOCIATED APPURTENANCES NOT REQUIRED IN THE NEW WORK, ALL ABANDONED ITEMS, AND ALL ITEMS REQUIRED FOR THE NEW WORK. ALL MATERIALS TO BE REMOVED OR DESTROYED ARE TO BE REMOVED. ITEMS NOT SPECIFICALLY INDICATED ARE TO BE REMOVED. ALL MATERIALS TO BE REMOVED ARE TO BE BROUGHT TO THE ATTENTION OF THE ARCHITECT FOR A DECISION.

THE CONTRACTOR SHALL VISIT THE SITE AND BECOME FAMILIAR WITH ALL EXISTING CONDITIONS PRIOR TO THE START OF CONSTRUCTION.

THE CONTRACTOR SHALL PATCH ALL EXISTING SURFACES TO MATCH EXISTING WHERE AFFECTED BY CONSTRUCTION OPERATIONS, INCLUDING BUT NOT LIMITED TO PLUMBING, MECHANICAL AND ELECTRICAL WORK.

THE CONTRACTOR SHALL PATCH NAIL HOLES, ETC. AND REMOVE MISCELLANEOUS APPURTENANCES ON EXISTING WALLS TO BE PAINTED OR COVERED WITH WALL COVERING.

ALL NEW WORK SHALL ALIGN WITH EXISTING WHERE THEY INTERSECT UNLESS OTHERWISE NOTED.

THE CONTRACTOR SHALL PATCH AND REPAIR ALL EXISTING SURFACES WHICH WERE PREVIOUSLY DAMAGED PRIOR TO CONSTRUCTION OPERATIONS IF VISIBLE AFTER NEW WORK IS COMPLETE, REGARDLESS IF THE ITEM WAS SPECIFICALLY NOTED OR NOT.

THE CONTRACTOR SHALL REMOVE AND PATCH ANY AREAS UNCOVERED WHERE WOOD NAILERS OR GROUNDS ARE FOUND TO EXIST AND ANY TRIM ITEMS OR EQUIPMENT REMOVED. WALLS SHALL BE MADE FLUSH WITH EXISTING ADJACENT SURFACES AND READY TO RECEIVE NEW FINISHES.

ASBESTOS CONTAINMENT MATERIAL IS INDICATED ON THE HAZARDOUS MATERIALS DRAWINGS.

WHERE EXISTING CERAMIC TILE IS REMOVED FROM EXISTING WALLS TO REMAIN, THE CONTRACTOR SHALL LEVEL WALL WITH PLASTER AS REQUIRED TO PROVIDE A LEVEL AND TRUE SURFACE ON WHICH TO INSTALL NEW FINISHES.

WHERE EXISTING CERAMIC TILE IS REMOVED FROM CONCRETE FLOORS TO REMAIN, THE CONTRACTOR SHALL LEVEL FLOOR AREAS WITH CONCRETE AS REQUIRED TO BE LEVEL, WITH ADJACENT FLOOR SURFACES.

ALL SLOTTING WHICH OCCURS ON WALL OR ON DOORS TO BE REMOVED SHALL BE REMOVED BY THE CONTRACTOR AND TURNED OVER TO THE OWNER.

ALL FINISHES LISTED IN THE DEMOLITION SCHEDULE SHALL BE REMOVED COMPLETELY UNLESS INDICATED OTHERWISE. DEMITION SHALL INCLUDE BACKINGS, MASTIC AND GROUTS, SETTING BEDS, AND SUBSTRATE AS REQUIRED TO PREPARE THE MATERIAL FOR NEW WORK AND/OR FINISHES.

ALL NOTES, REMARKS AND/OR SCHEDULES ON THIS SHEET ARE FOR THIS SHEET ONLY UNLESS OTHERWISE NOTED.

*** DEMOLITION NOTES APPLY TO THIS SHEET ONLY ***

- DEMOLITION REMARKS

1. SEE ASBESTOS REMOVAL INSTRUCTIONS FOR FLOORING.
2. SEE ASBESTOS REMOVAL INSTRUCTIONS FOR CEILING.
3. REMOVE WALLS ONLY AS INDICATED BY DASHED LINES ON DEMOLITION PLAN.



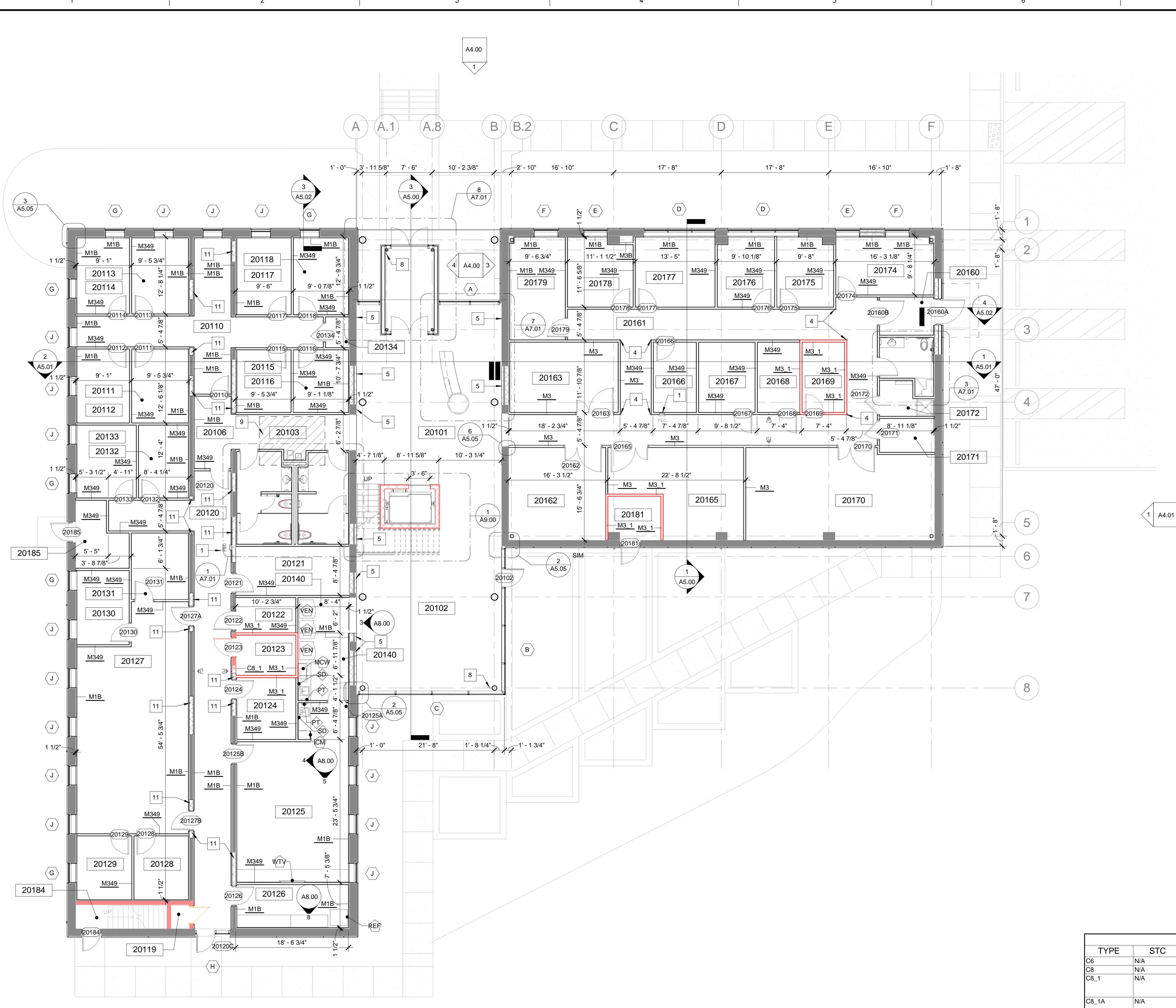
Department of
Veterans Affairs

20-AD1.01

SHEET 035 OF 115



three inches = one foot
one and one-half inches = one foot
one inch = one foot
three-quarters inch = one foot
one-half inch = one foot
one-quarter inch = one foot
three-eighths inch = one foot
one-eighth inch = one foot



FIRST FLOOR NEW WORK PLAN
1/8" = 1'-0"

EQUIPMENT SCHEDULE				
MARK	DESCRIPTION	OFCI	OFOI	CFCI
CTV	CEILING MOUNT TELEVISION			
ICM	ICE MACHINE			
MCW	MICROWAVE			
MH	MOP HOLDER WITH SHELVING			
REF	REFRIGERATOR			
VEN	VENDING MACHINE			
WTV	WALL MOUNT TELEVISION			
COMMENTS				
PROVIDE POWER, CABLE, AND BLOCKING AS REQUIRED				
PROVIDE POWER AND WATER CONNECT				
PROVIDE POWER				
MOUNT 12" A.F.F.				
PROVIDE POWER				
PROVIDE POWER				
PROVIDE POWER, CABLE, AND BLOCKING AS REQUIRED				

FIRST FLOOR ROOM LEGEND	
NUMBER	NAME
20100	ENTRY VESTIBULE
20101	LOBBY
20102	DINING/ BREAK ROOM
20103	ENTRY CORRIDOR
20104	TOILET ROOM
20105	TOILET ROOM
20106	CORRIDOR
20110	CORRIDOR
20111	MRT CODER
20112	MRT CODER
20113	MRT CODER
20114	MRT CODER
20115	MRT CODER
20116	MRT CODER
20117	MRT CODER
20118	MRT CODER
20119	EXIST. CLOSET
20120	CORRIDOR
20121	MECH
20122	COMM CLOSET
20123	IT CLOSET
20124	TELE HEALTH ROOM
20125	MAJOR ROBERT L. BIAS CONFERENCE ROOM
20126	BREAK
20127	REGISTERED NURSE / NURSE PRACTITIONER
20128	DIECTICIAN
20129	PSYCHOLOGIST
20130	REC THERAPIST
20131	MFH COORDINATOR
20132	PSA MFH
20133	HIPC COORD
20134	CLOSET
20140	VENDING
20160	VESTIBULE
20161	CORRIDOR
20162	FILE STORAGE ROOM (MAS & HIMS)
20163	MR STORAGE
20165	FISCAL FILE STORAGE
20166	WORKERS COMP FILE STORAGE
20167	STORAGE
20168	CLEAN STORAGE
20169	BIO HAZARD SOILED
20170	RADIOLOGY FILE STORAGE
20171	ELECTRICAL
20172	HAC
20173	TOILET
20174	VOLUNTARY SERVICES DAV SUPPORT
20175	HR VIRTUAL
20176	HR VIRTUAL
20177	WORKERS COMPENSATION
20178	IRM VIRTUAL
20179	VACO ENGINEER
20181	SPRINKLER ROOM
20184	STAIR
20185	ELECTRICAL

NEW WORK NOTES

1. FIRE EXTINGUISHER CLASS B:C SIZE 40 FINISH BAKED ENAMEL: FIRE EXTINGUISHER CABINET - SEAT RECESSED TYPE WITH 2 1/2" PROJECTION VERTICAL DUO STYLE WITH CLEAR ACRYLIC.
2. 7'-2" SYSTEMS FURNITURE PARTITION
3. 12" x 12" FULL HEIGHT LOCKERS, CFCI. SEE SPECIFICATIONS FOR MORE INFORMATION.
4. PROVIDE CORNER GUARD FULL HEIGHT 90 DEGREES [CG #1].
5. MATCH EXISTING WALL CONSTRUCTION. PREPARE WALL TO RECEIVE NEW PAINT FINISH OVER BRICK.
6. METAL DECK ABOVE STORAGE AREAS.
7. 3 5/8" METAL STUDS AT 24" ON CENTER. SEE SECTION 1/A5.01
8. ROOF LEADER SEE PLUMBING.
9. PATCH AND INFILL NEW FLOOR SLAB - SEE STRUCTURAL
10. ACCESS FLOOR, INSTALL PER COMPUTER FLOOR MANUFACTURER.
11. INFILL OPENING TO MATCH EXISTING CMU.

GENERAL NEW WORK NOTES

- CONTRACTOR SHALL FIELD VERIFY ALL DIMENSIONS AND CONDITIONS PRIOR TO THE START OF CONSTRUCTION. ANY DISCREPANCIES SHALL BE BROUGHT TO THE IMMEDIATE ATTENTION OF THE ARCHITECT FOR A RESOLUTION. ADJUSTMENTS TO DIMENSIONS AND CONDITIONS SHOWN MAY BE REQUIRED.
- ALL DIMENSIONS ARE REFERENCED FROM FACE OF STUD AT NEW CONSTRUCTION UNLESS OTHERWISE NOTED. DIMENSIONS ARE REFERENCED FROM FACE OF FINISH AT EXISTING CONSTRUCTION.
- ALL DIMENSIONS INDICATED +/- ARE APPROXIMATE AND MUST BE FIELD VERIFIED PRIOR TO THE START OF CONSTRUCTION.
- PROVIDE SHALL MEAN TO SUPPLY, TO FURNISH AND TO INSTALL COMPLETE WITH ALL ACCESSORIES, PARTS AND/OR SERVICES TO BE READY FOR ITS INTENDED USE.
- WHERE WORK ABUTS OR ADJOINS EXISTING SURFACES WHICH WILL REMAIN EXPOSED, ALIGN NEW WORK FLUSH WITH EXISTING ADJACENT SURFACES.
- THE CONTRACTOR SHALL MAINTAIN THE EXISTING BUILDING IN A WATER TIGHT CONDITION THROUGHOUT THE ENTIRE CONSTRUCTION PERIOD. REPAIR DAMAGE CAUSED BY CONSTRUCTION OPERATIONS. TAKE ALL PRECAUTIONS NECESSARY TO PROTECT THE BUILDING AND ITS OCCUPANTS DURING THE CONSTRUCTION PERIOD.
- CONTRACTOR SHALL PROVIDE BARRIERS TO PREVENT ENTRY TO THE CONSTRUCTION AREA. BARRIERS SHALL NOT INTERFERE WITH THE OWNERS USE OF THE SITE.
- THE CONTRACTOR SHALL PROVIDE NEGATIVE PRESSURE IN THE AREA OF RENOVATION TO PREVENT THE SPREAD OF DUST TO OCCUPIED AREAS OF THE BUILDING.
- ALL NOTES, REMARKS AND/OR SCHEDULES ON THIS SHEET ARE FOR THIS ONLY UNLESS OTHERWISE NOTED.
- ALL SINKS IN BATHROOMS SHALL BE CORIAN COUNTERTOPS WITH INTEGRAL BOWL.
- ALL DOOR FRAMES TO BE INSTALLED AT 4 INCHES FROM THE PERPENDICULAR WALL UNLESS OTHERWISE NOTED.
- PAINT EXPOSED STEEL COLUMN PNT#6: SEE FINISH SCHEDULE FOR PAINT COLOR INFORMATION

WALL TYPE SCHEDULE					
TYPE	STC	DESCRIPTION	FIRE RATING	UL	REMARKS
C8	N/A	8" CMU. EXTEND WALL ASSEMBLY TO DECK ABOVE	-	-	PROVIDE INSULATION WHERE COMPONENTS MEET DECK ABOVE
C8	N/A	8" CMU. EXTEND WALL ASSEMBLY TO DECK ABOVE	-	-	PROVIDE 1" STENCILED TEXT EVERY 8" O.C. MAX. READING "1 HR FIRE RATED PARTITION". PROVIDE INSULATION WHERE COMPONENTS MEET DECK ABOVE. PROVIDE FIRE SAFING WHERE COMPONENTS MEET DECK ABOVE.
C8_1	N/A	8" CMU. EXTEND WALL ASSEMBLY TO DECK ABOVE	1 HR	U905	PROVIDE 1" STENCILED TEXT EVERY 8" O.C. MAX. READING "1 HR FIRE RATED PARTITION". PROVIDE INSULATION WHERE COMPONENTS MEET DECK ABOVE. PROVIDE FIRE SAFING WHERE COMPONENTS MEET DECK ABOVE.
C8_1A	N/A	8" CMU. WITH 1 1/2" STONE VENEER EXTEND WALL ASSEMBLY TO DECK ABOVE	1 HR	U905	PROVIDE 1" STENCILED TEXT EVERY 8" O.C. MAX. READING "1 HR FIRE RATED PARTITION". PROVIDE INSULATION WHERE COMPONENTS MEET DECK ABOVE. PROVIDE FIRE SAFING WHERE COMPONENTS MEET DECK ABOVE.
M1B	N/A	1 5/8" METAL STUDS AT 16" O.C. MAX. 5/8" GWB ONE SIDE. EXTEND GWB 4" ABOVE CEILING. FASTEN STUD TO UNDERSIDE OF DECK.	-	-	
M3	N/A	3 5/8" METAL STUDS AT 16" O.C. MAX. 5/8" GWB BOTH SIDES. EXTEND GWB TO 4" ABOVE FINISHED CEILING. ANCHOR STUDS TO UNDERSIDE OF DECK OR STRUCTURE ABOVE AT 48" O.C. MAX	-	-	
M3_1	N/A	3 5/8" METAL STUDS AT 16" O.C. MAX. 5/8" FIRE RATED GWB BOTH SIDES. EXTEND WALL ASSEMBLY TO UNDERSIDE OF DECK ABOVE.	1 HR	U419	PROVIDE 1" STENCILED TEXT EVERY 8" O.C. READING "1 HR FIRE RATED PARTITION" AS REQUIRED BY BUILDING CODE. PROVIDE INSULATION WHERE COMPONENTS MEET DECK ABOVE.
M3B	N/A	3 5/8" METAL STUDS AT 16" O.C. MAX. 5/8" GWB ONE SIDE. EXTEND WALL ASSEMBLY TO 4" ABOVE FINISHED CEILING.	-	-	
M6	N/A	6" METAL STUDS AT 16" O.C. MAX. 5/8" GWB BOTH SIDES. EXTEND GWB TO 4" ABOVE FINISHED CEILING. ANCHOR STUDS TO UNDERSIDE OF DECK OR STRUCTURE ABOVE AT 48" O.C. MAX	-	-	
M349	49	3 5/8" METAL STUDS AT 16" O.C. MAX. 5/8" GWB BOTH SIDES. PROVIDE 3" MINERAL WOOL. EXTEND WALL ASSEMBLY TO UNDERSIDE OF DECK ABOVE	-	-	PROVIDE SOUND INSULATION WHERE COMPONENTS MEET DECK ABOVE. PROVIDE ACOUSTICAL SEALANT AT RUNNER AND HEAD PRIOR TO INSULATION OF GWB. PROVIDE ACOUSTICAL SEALANT AT ALL WALL PENETRATIONS.
M349_1		3 5/8" METAL STUDS AT 16" O.C. MAX. 5/8" FIRE RATED GWB BOTH SIDES. PROVIDE 3" MINERAL WOOL. EXTEND WALL ASSEMBLY TO UNDERSIDE OF DECK ABOVE ABOVE.	1 HR	-	PROVIDE 1" STENCILED TEXT EVERY 8" O.C. READING "1 HR FIRE RATED PARTITION" AS REQUIRED BY BUILDING CODE. PROVIDE INSULATION WHERE COMPONENTS MEET DECK ABOVE. PROVIDE ACOUSTICAL SEALANT AT RUNNER AND HEAD PRIOR TO INSTALLATION OF GWB. PROVIDE ACOUSTICAL SEALANT AT ALL WALL PENETRATIONS.
MF	N/A	7/8" METAL STUDS AT 16" O.C. MAX. 5/8" GWB ONE SIDE. EXTEND PARTITION TO A MINIMUM OF 4" ABOVE FINISH CEILING	-	-	

FINAL CD ISSUE
FULLY SPRINKLERED

Revisions

Date

PF&A DESIGN
ARCHITECTURE, PLANNING, INTERIORS
World Trade Center
101 West Main Street, Suite 7000
Norfolk, VA 23510
Phone: 757-471-0537
Fax: 757-471-4205
www.pfa-architect.com

Drawing Title
1st Floor New Work Plan

Project Title
Renovations to the Former BRAC Property

Project Architect:
jht

Checked by:
jht

Drawn by:
ajl

Architects Proj. No.
2099.11

Building No.
20

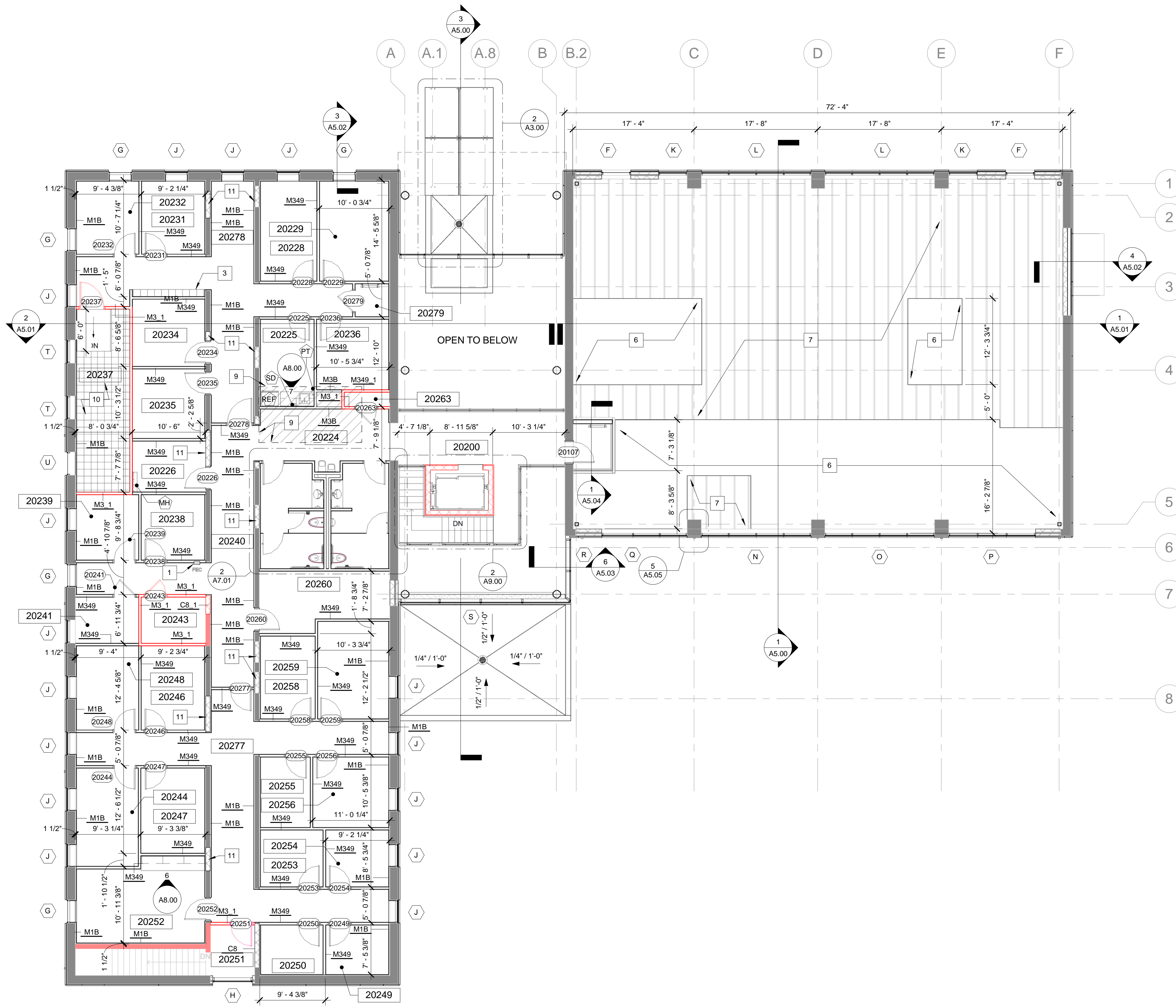
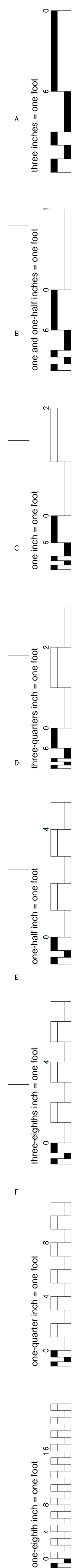
Location
Huntington, WV

Date
06.03.2013

Project No.
581-12-101

SHEET 037 OF 115

11/25/2013 8:37:40 AM



SECOND FLOOR NEW WORK PLAN
1/8" = 1'-0"

EQUIPMENT SCHEDULE			
MARK	DESCRIPTION	OFCI	COMMENTS
CTV	CEILING MOUNT TELEVISION	-	PROVIDE POWER, CABLE, AND BLOCKING AS REQUIRED
ICM	ICE MACHINE	-	PROVIDE POWER AND WATER CONNECT
MCW	MICROWAVE	-	PROVIDE POWER
MH	MOP HOLDER WITH SHELVING	-	PROVIDE POWER
REF	REFRIGERATOR	-	PROVIDE POWER
VEN	VENDING MACHINE	-	PROVIDE POWER
WTV	WALL MOUNT TELEVISION	-	PROVIDE POWER, CABLE, AND BLOCKING AS REQUIRED

SECOND FLOOR ROOM LEGEND	
NUMBER	NAME
20200	CONNECTOR BRIDGE
20201	ROFF ACCESS
20202	MAIN STAIR
20224	VESTIBULE
20225	IT GROUP
20226	HAC
20228	LEAD COMP TECH
20229	ASSISTANT CHIEF OF SERVICE
20231	COMP TECH
20232	COMP TECH
20233	COMP TECH
20234	COMP TECH
20235	COMP TECH
20236	COMP TECH
20237	SERVER RM SATELITE SECURE
20238	UNASSIGNED - 3
20239	UNASSIGNED - 4
20240	CORRIDOR
20241	COMM
20243	IT
20244	SUPERVISORY ACCOUNTANT
20246	ACCOUNTANT
20247	ACCOUNTANT
20248	ACCOUNTANT
20249	FINANCIAL ACCOUNTS TECH
20250	ACCOUNTING TECH
20251	STAIR
20252	FILE/AUDIT ROOM
20253	PAYROLL TECH
20254	PAYROLL TECH
20255	PAYROLL TECH
20256	EMPLOYEE TRAVEL CLERK
20258	BUDGET ANALYST
20259	CHIEF
20260	MECH
20261	TOILET ROOM
20262	TOILET ROOM
20263	CONTROL CLOSET
20277	CORRIDOR
20278	CORRIDOR
20279	ROOF ACCESS

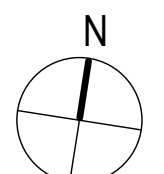
NEW WORK NOTES

1. FIRE EXTINGUISHER CLASS B:C SIZE 40 FINISH BAKED ENAMEL: FIRE EXTINGUISHER CABINET - SEAT RECESSED TYPE WITH 2 1/2" PROJECTION VERTICAL DUO STYLE WITH CLEAR ACRYLIC.
2. 7'-2" SYSTEMS FURNITURE PARTITION
3. 12" x 12" FULL HEIGHT LOCKERS, CFCI. SEE SPECIFICATIONS FOR MORE INFORMATION.
4. PROVIDE CORNER GUARD FULL HEIGHT 90 DEGREES [CG #1].
5. MATCH EXISTING WALL CONSTRUCTION. PREPARE WALL TO RECEIVE NEW PAINT FINISH OVER BRICK.
6. METAL DECK ABOVE STORAGE AREAS.
7. 3/8" METAL STUDS AT 24" ON CENTER. SEE SECTION 1/A5.01
8. ROOF LEADER SEE PLUMBING.
9. PATCH AND INFILL NEW FLOOR SLAB - SEE STRUCTURAL
10. ACCESS FLOOR, INSTALL PER COMPUTER FLOOR MANUFACTURER.
11. INFILL OPENING TO MATCH EXISTING CMU.

GENERAL NEW WORK NOTES

- CONTRACTOR SHALL FIELD VERIFY ALL DIMENSIONS AND CONDITIONS PRIOR TO THE START OF CONSTRUCTION. ANY DISCREPANCIES SHALL BE BROUGHT TO THE IMMEDIATE ATTENTION OF THE ARCHITECT FOR A RESOLUTION. ADJUSTMENTS TO DIMENSIONS AND CONDITIONS SHOWN MAY BE REQUIRED.
- ALL DIMENSIONS ARE REFERENCED FROM FACE OF STUD AT NEW CONSTRUCTION UNLESS OTHERWISE NOTED. DIMENSIONS ARE REFERENCED FROM FACE OF FINISH AT EXISTING CONSTRUCTION.
- ALL DIMENSIONS INDICATED +/- ARE APPROXIMATE AND MUST BE FIELD VERIFIED PRIOR TO THE START OF CONSTRUCTION.
- PROVIDE SHALL MEAN TO SUPPLY, TO FURNISH AND TO INSTALL COMPLETE WITH ALL ACCESSORIES, PARTS AND/OR SERVICES TO BE READY FOR ITS INTENDED USE.
- WHERE WORK ABUTS OR ADJOINS EXISTING SURFACES WHICH WILL REMAIN EXPOSED, ALIGN NEW WORK FLUSH WITH EXISTING ADJACENT SURFACES.
- THE CONTRACTOR SHALL MAINTAIN THE EXISTING BUILDING IN A WATER TIGHT CONDITION THROUGHOUT THE ENTIRE CONSTRUCTION PERIOD. REPAIR DAMAGE CAUSED BY CONSTRUCTION OPERATIONS. TAKE ALL PRECAUTIONS NECESSARY TO PROTECT THE BUILDING AND ITS OCCUPANTS DURING THE CONSTRUCTION PERIOD.
- CONTRACTOR SHALL PROVIDE BARRIERS TO PREVENT ENTRY TO THE CONSTRUCTION AREA. BARRIERS SHALL NOT INTERFERE WITH THE OWNERS USE OF THE SITE.
- THE CONTRACTOR SHALL PROVIDE NEGATIVE PRESSURE IN THE AREA OF RENOVATION TO PREVENT THE SPREAD OF DUST TO OCCUPIED AREAS OF THE BUILDING.
- ALL NOTES, REMARKS AND/OR SCHEDULES ON THIS SHEET ARE FOR THIS ONLY UNLESS OTHERWISE NOTED.
- ALL SINKS IN BATHROOMS SHALL BE CORIAN COUNTERTOPS WITH INTEGRAL BOWL.
- ALL DOOR FRAMES TO BE INSTALLED AT 4 INCHES FROM THE PERPENDICULAR WALL UNLESS OTHERWISE NOTED.
- PAINT EXPOSED STEEL COLUMN PNT#6; SEE FINISH SCHEDULE FOR PAINT COLOR INFORMATION

WALL TYPE SCHEDULE					
TYPE	STC	DESCRIPTION	FIRE RATING	UL	REMARKS
C6	N/A	6" CMU. EXTEND WALL ASSEMBLY TO DECK ABOVE	-	-	
C8	N/A	8" CMU. EXTEND WALL ASSEMBLY TO DECK ABOVE	-	-	
C8_1	N/A	8" CMU. EXTEND WALL ASSEMBLY TO DECK ABOVE	1 HR	U905	PROVIDE INSULATION WHERE COMPONENTS MEET DECK ABOVE. PROVIDE 1" STENCILED TEXT EVERY 8" O.C. MAX. READING "1 HR FIRE RATED PARTITION". PROVIDE INSULATION WHERE COMPONENTS MEET DECK ABOVE. PROVIDE 1" STENCILED TEXT EVERY 8" O.C. MAX. READING "1 HR FIRE RATED PARTITION". PROVIDE INSULATION WHERE COMPONENTS MEET DECK ABOVE. PROVIDE 1" STENCILED TEXT EVERY 8" O.C. MAX. READING "1 HR FIRE RATED PARTITION". PROVIDE INSULATION WHERE COMPONENTS MEET DECK ABOVE.
C8_1A	N/A	8" CMU. WITH 1 1/2" STONE VENEER EXTEND WALL ASSEMBLY TO DECK ABOVE	1 HR	U905	PROVIDE INSULATION WHERE COMPONENTS MEET DECK ABOVE. PROVIDE 1" STENCILED TEXT EVERY 8" O.C. MAX. READING "1 HR FIRE RATED PARTITION". PROVIDE INSULATION WHERE COMPONENTS MEET DECK ABOVE. PROVIDE 1" STENCILED TEXT EVERY 8" O.C. MAX. READING "1 HR FIRE RATED PARTITION". PROVIDE INSULATION WHERE COMPONENTS MEET DECK ABOVE.
M1B	N/A	1 5/8" METAL STUDS AT 16" O.C. MAX. 5/8" GWB ONE SIDE. EXTEND GWB 4" ABOVE CEILING. FASTEN STUD TO UNDERSIDE OF DECK.	-	-	
M3	N/A	3 5/8" METAL STUDS AT 16" O.C. MAX. 5/8" GWB BOTH SIDES. EXTEND GWB TO 4" ABOVE FINISHED CEILING. ANCHOR STUDS TO UNDERSIDE OF DECK OR STRUCTURE ABOVE AT 48" O.C. MAX.	-	-	
M3_1	N/A	3 5/8" METAL STUDS AT 16" O.C. MAX. 5/8" FIRE RATED GWB BOTH SIDES. EXTEND WALL ASSEMBLY TO UNDERSIDE OF DECK ABOVE.	1 HR	U419	PROVIDE 1" STENCILED TEXT EVERY 8" O.C. READING "1 HR FIRE RATED PARTITION" AS REQUIRED BY BUILDING CODE. PROVIDE INSULATION WHERE COMPONENTS MEET DECK ABOVE.
M3B	N/A	3 5/8" METAL STUDS AT 16" O.C. MAX. 5/8" GWB ONE SIDE. EXTEND WALL ASSEMBLY TO 4" ABOVE FINISHED CEILING.	-	-	
M6	N/A	6" METAL STUDS AT 16" O.C. MAX. 5/8" GWB BOTH SIDES. EXTEND GWB TO 4" ABOVE FINISHED CEILING. ANCHOR STUDS TO UNDERSIDE OF DECK OR STRUCTURE ABOVE AT 48" O.C. MAX.	-	-	
M349	49	3 5/8" METAL STUDS AT 16" O.C. MAX. 5/8" GWB BOTH SIDES. PROVIDE 3" MINERAL WOOL. EXTEND WALL ASSEMBLY TO UNDERSIDE OF DECK ABOVE.	-	-	PROVIDE SOUND INSULATION WHERE COMPONENTS MEET DECK ABOVE. PROVIDE ACOUSTICAL SEALANT AT RUNNER AND HEAD PRIOR TO INSULATION OF GWB. PROVIDE ACOUSTICAL SEALANT AT ALL WALL PENETRATIONS.
M349_1		3 5/8" METAL STUDS AT 16" O.C. MAX. 5/8" FIRE RATED GWB BOTH SIDES. PROVIDE 3" MINERAL WOOL. EXTEND WALL ASSEMBLY TO UNDERSIDE OF DECK ABOVE ABOVE.	1 HR		PROVIDE 1" STENCILED TEXT EVERY 8" O.C. READING "1 HR FIRE RATED PARTITION" AS REQUIRED BY BUILDING CODE. PROVIDE INSULATION WHERE COMPONENTS MEET DECK ABOVE. PROVIDE ACOUSTICAL SEALANT AT RUNNER AND HEAD PRIOR TO INSTALLATION OF GWB. PROVIDE ACOUSTICAL SEALANT AT ALL WALL PENETRATIONS.
MF	N/A	7/8" METAL STUDS AT 16" O.C. MAX. 5/8" GWB ONE SIDE. EXTEND PARTITION TO A MINIMUM OF 4" ABOVE FINISH CEILING	-	-	



FINAL CD ISSUE
FULLY SPRINKLERED

Revisions

Date

PF&A DESIGN
ARCHITECTURE, PLANNING, INTERIORS
World Trade Center
101 West Main Street, Suite 7000
Norfolk, VA 23510
Phone: 757-471-0537
Fax: 757-471-4205
www.pfa-architect.com

Drawing Title
2nd Floor New Work Plan

Building No.
20

Location
Huntington, WV

Project Title
Renovations to the Former BRAC Property

Project Architect:
jht

Checked by:
jht

Drawn by:
ajl

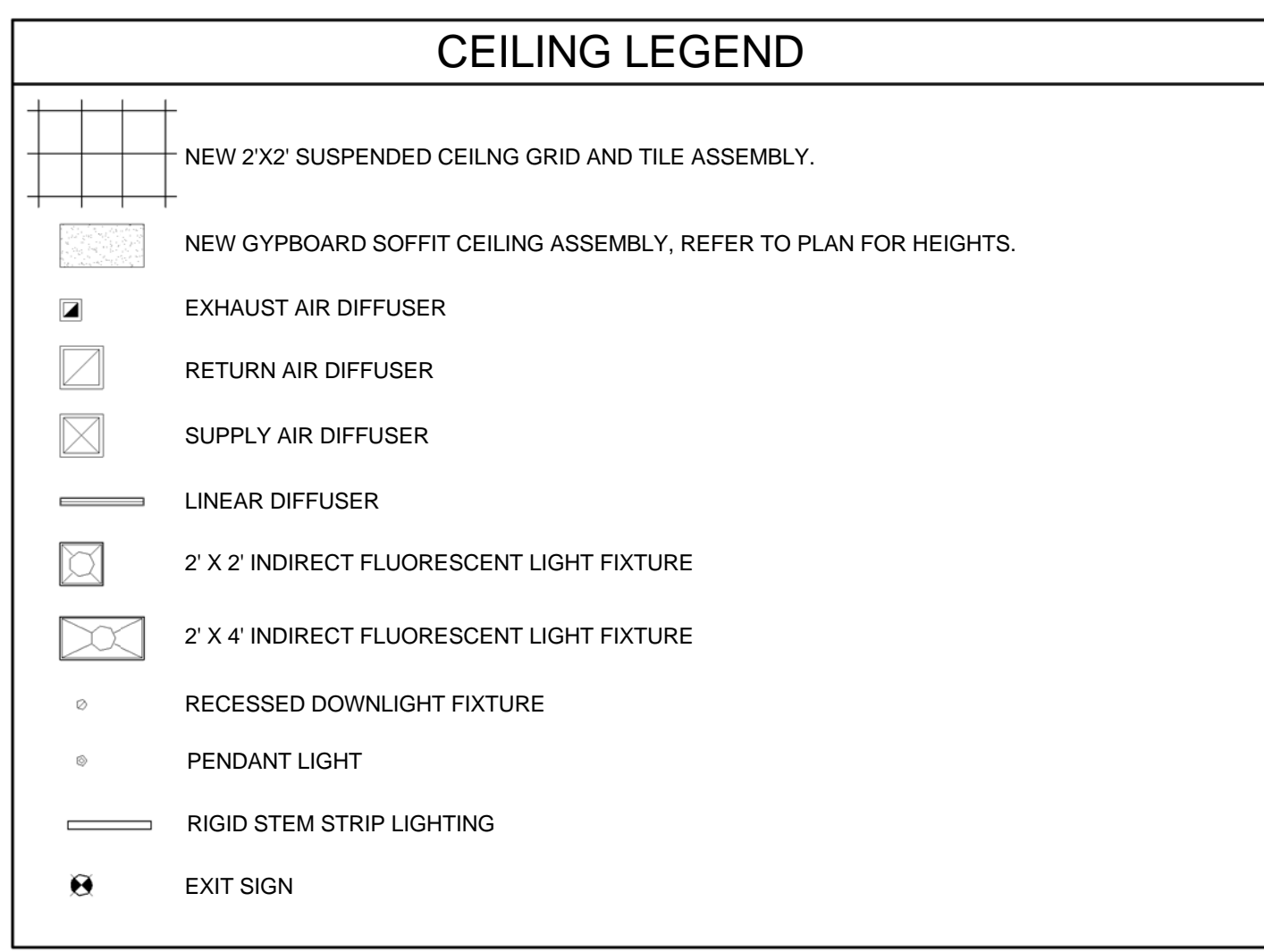
Architects Proj. No.
2099.11

Date
06.03.2013

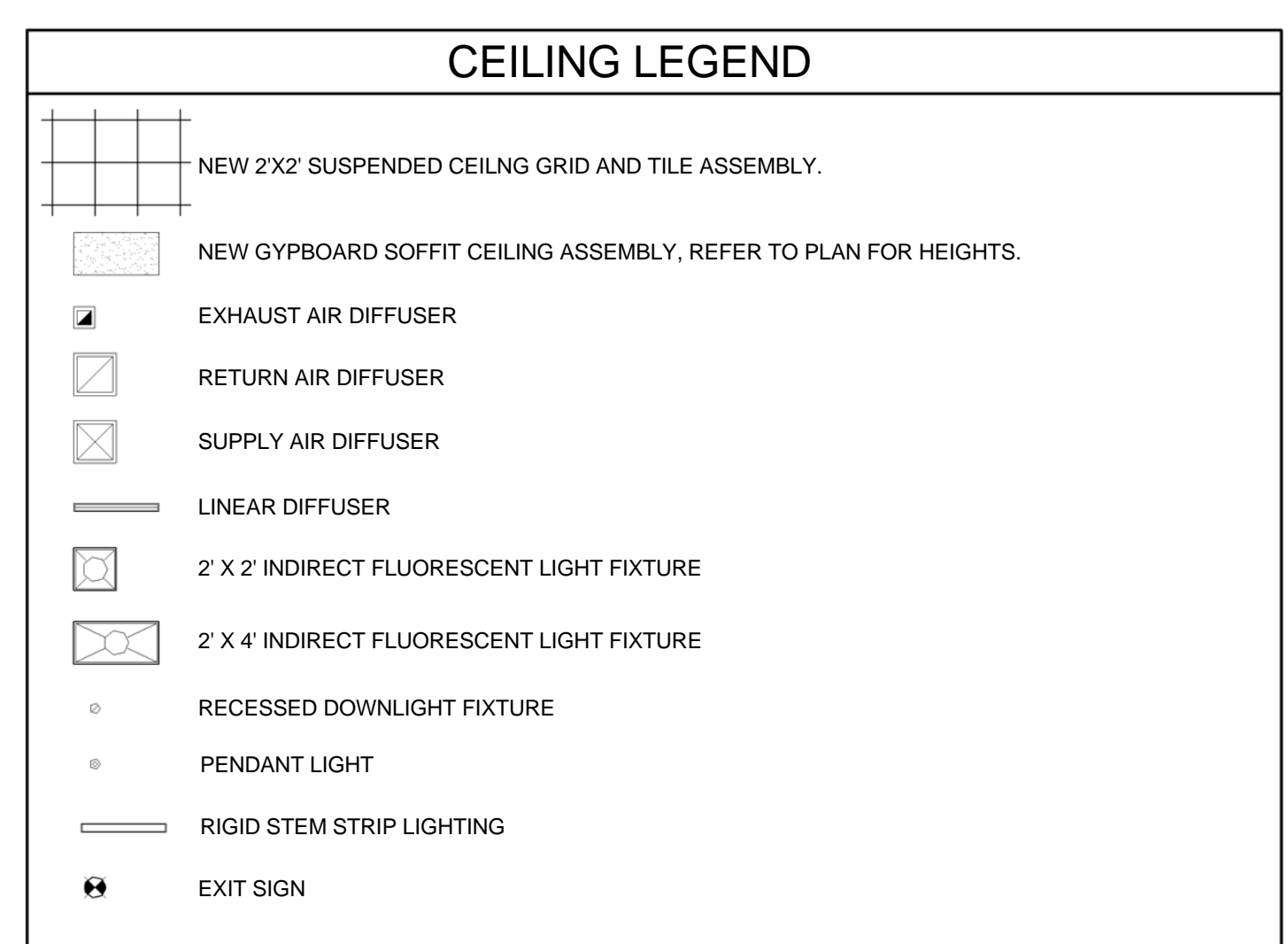
Project No.
581-12-101

20-A1.02


SHEET **038** OF **115**

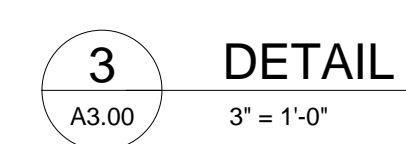
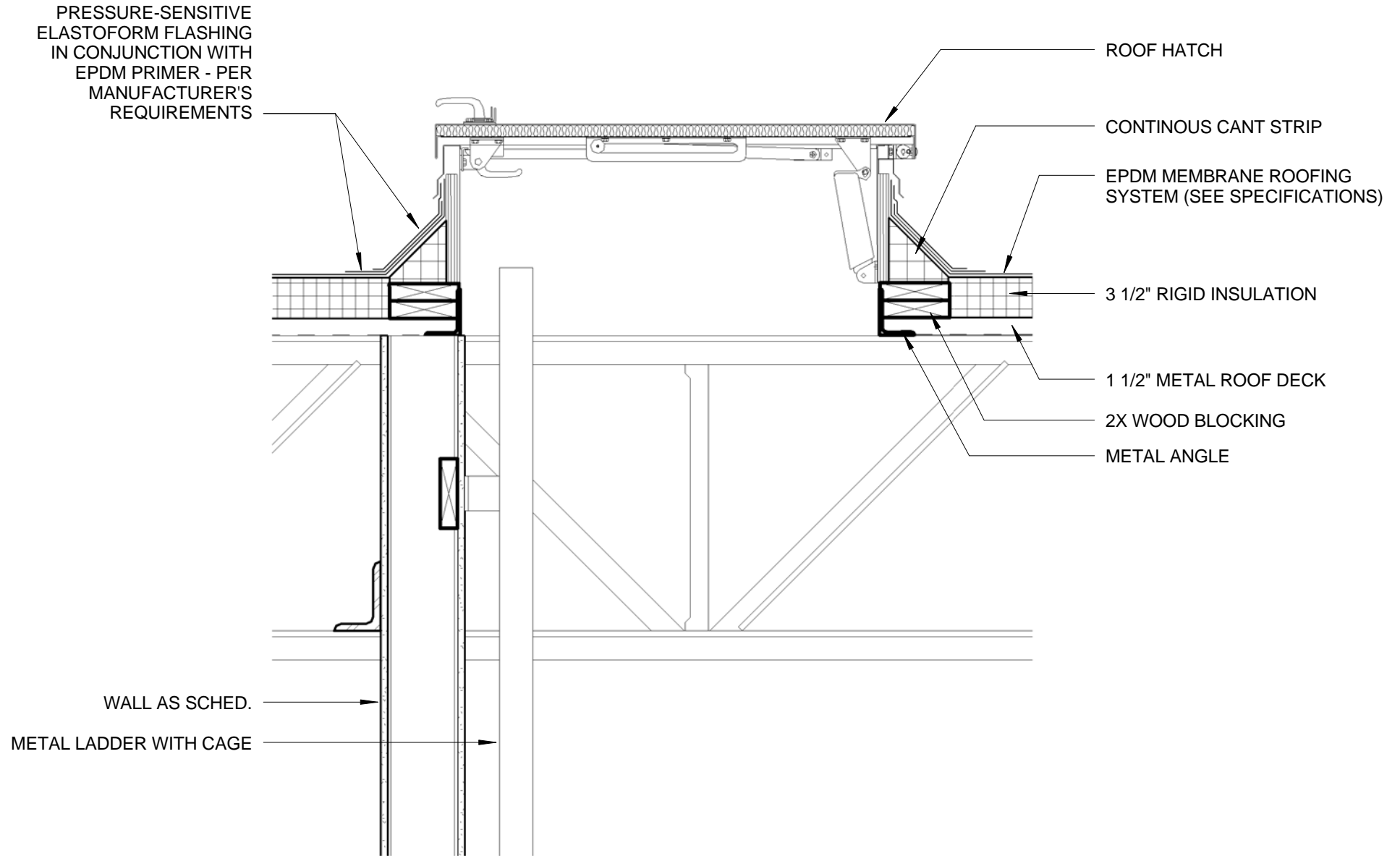
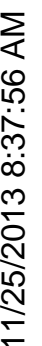


FIRST FLOOR ROOM LEGEND	
NUMBER	NAME
20100	ENTRY VESTIBULE
20101	LOBBY
20102	DINING/ BREAK ROOM
20103	ENTRY/ CORRIDOR
20104	TOILET ROOM
20105	TOILET ROOM
20106	CORRIDOR
20110	CORRIDOR
20111	MRT CODER
20112	MRT CODER
20113	MRT CODER
20114	MRT CODER
20115	MRT CODER
20116	MRT CODER
20117	MRT CODER
20118	MRT CODER
20119	EXIST. CLOSET
20120	CORRIDOR
20121	MECH
20122	COMM CLOSET
20123	IT CLOSET
20124	TELE HEALTH ROOM
20125	MAJOR ROBERT L. BIAS CONFERENCE ROOM
20126	BREAK
20127	REGISTERED NURSE / NURSE PRACTITIONER
20128	DIETICIAN
20129	PSYCHOLOGIST
20130	REC THERAPIST
20131	MFH COORDINATOR
20132	PSA MFH
20133	HBPC COORD
20134	CLOSET
20140	VENDING
20160	VESTIBULE
20161	CORRIDOR
20162	FILE STORAGE ROOM (MAS & HIMS)
20163	MR STORAGE
20165	FISCAL FILE STORAGE
20166	WORKERS COMP FILE STORAGE
20167	STORAGE
20168	CLEAN STORAGE
20169	BIO HAZARD SOILED
20170	RADIOLOGY FILE STORAGE
20171	ELECTRICAL
20172	HAC
20173	TOILET
20174	VOLUNTARY SERVICES DAV SUPPORT
20175	HR VIRTUAL
20176	HR VIRTUAL
20177	WORKERS COMPENSATION
20178	IRM VIRTUAL
20179	VACO ENGINEER
20181	SPRINKLER ROOM
20184	STAIR
20185	ELECTRICAL



SECOND FLOOR ROOM LEGEND	
NUMBER	NAME
20200	CONNECTOR BRIDGE
20201	ROFF ACCESS
20202	MAIN STAIR
20224	VESTIBULE
20225	IT GROUP
20226	HAC
20228	LEAD COMP TECH
20229	ASSISTANT CHIEF OF SERVICE
20231	COMP TECH
20232	COMP TECH
20234	COMP TECH
20235	COMP TECH
20236	COMP TECH
20237	SERVER SAT SATELITE SECURE
20238	UNASSIGNED - 3
20239	UNASSIGNED - 4
20240	CORRIDOR
20241	COMM
20243	IT
20244	SUPERVISORY ACCOUNTANT
20246	ACCOUNTANT
20247	ACCOUNTANT
20248	ACCOUNTANT
20249	FINANCIAL ACCOUNTS TECH
20250	ACCOUNTING TECH
20251	STAIR
20252	FILE/AUDIT ROOM
20253	PAYROLL TECH
20254	PAYROLL TECH
20255	PAYROLL TECH
20256	EMPLOYEE TRAVEL CLERK
20258	BUDGET ANALYST
20259	CHIEF
20260	MECH
20261	TOILET ROOM
20262	TOILET ROOM
20263	CONTROL CLOSET
20277	CORRIDOR
20278	CORRIDOR
20279	ROOF ACCESS

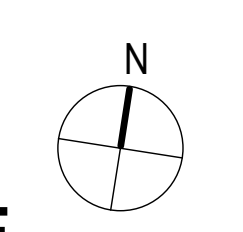
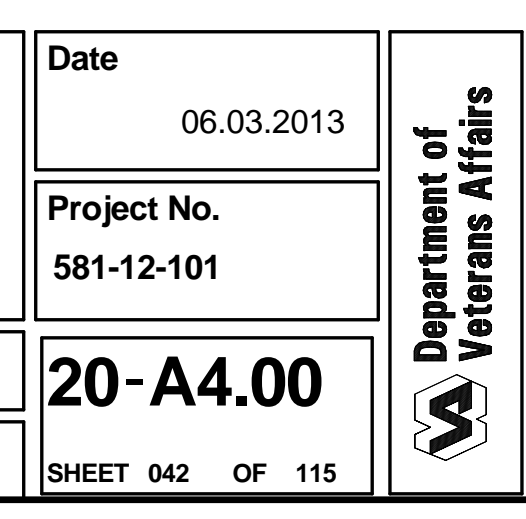
Drawing Title 2nd Floor Reflected Ceiling Plan		Project Title Renovations to the Former BRAC Property			Date 06.03.2013		Department of Veterans Affairs 
					Project No. 581-12-101		
Building No. 20		Project Architect: jht	Checked by: jht	Drawn by: alj	20-A2.02		
Location Huntington, WV		Architects Proj. No. 2099.11			SHEET 040 OF 115		

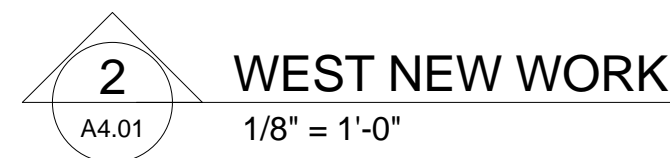
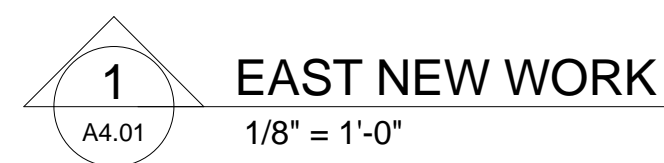


- CONTRACTOR SHALL FIELD VERIFY ALL DIMENSIONS AND CONDITIONS PRIOR TO THE START OF CONSTRUCTION, ANY DISCREPANCIES SHALL BE BROUGHT TO THE IMMEDIATE ATTENTION OF THE ARCHITECT FOR A RESOLUTION. ADJUSTMENTS TO DIMENSIONS AND CONDITIONS SHOWN MAY BE REQUIRED.
- ALL DIMENSIONS ARE REFERENCED FROM FACE OF STUD AT NEW CONSTRUCTION UNLESS OTHERWISE NOTED. DIMENSIONS ARE REFERENCED FROM FACE OF FINISH AT EXISTING CONSTRUCTION.
- ALL DIMENSIONS INDICATED +/- ARE APPROXIMATE AND MUST BE FIELD VERIFIED PRIOR TO THE START OF CONSTRUCTION.
- PROVIDE SHALL MEAN TO SUPPLY, TO FURNISH AND TO INSTALL COMPLETE WITH ALL ACCESSORIES, PARTS AND/OR SERVICES TO BE READY FOR ITS INTENDED USE.
- WHERE WORK ABUTS OR ADJOINS EXISTING SURFACES WHICH WILL REMAIN EXPOSED, ALIGN NEW WORK FLUSH WITH EXISTING ADJACENT SURFACES.
- THE CONTRACTOR SHALL MAINTAIN THE EXISTING BUILDING IN A WATER TIGHT CONDITION THROUGHOUT THE PRECAST CONSTRUCTION PERIOD. REPAIR DAMAGE CAUSED BY CONSTRUCTION OPERATIONS. TAKE ALL PRECAUTIONS NECESSARY TO PROTECT THE BUILDING AND ITS OCCUPANTS DURING THE CONSTRUCTION PERIOD.
- CONTRACTOR SHALL PROVIDE BARRIERS TO PREVENT ENTRY TO THE CONSTRUCTION AREA. BARRIERS SHALL NOT INTERFERE WITH THE OWNERS USE OF THE SITE.
- THE CONTRACTOR SHALL PROVIDE NEGATIVE PRESSURE IN THE AREA OF RENOVATION TO PREVENT THE SPREAD OF DUST TO OCCUPIED AREAS OF THE BUILDING.
- ALL NOTES, REMARKS AND/OR SCHEDULES ON THIS SHEET ARE FOR THIS ONLY UNLESS OTHERWISE NOTED.

**FINAL CD ISSUE
FULLY SPRINKLERED**

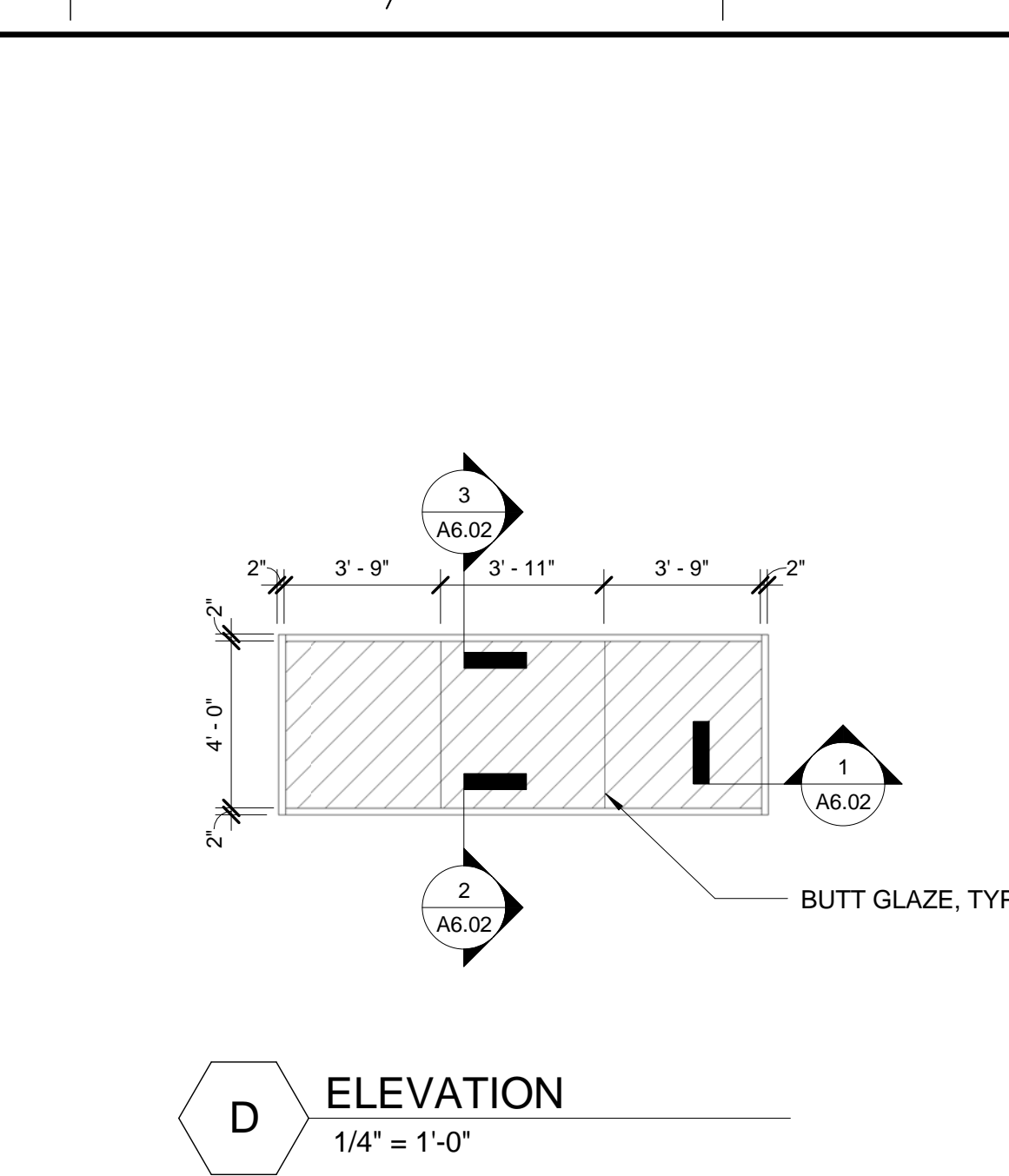
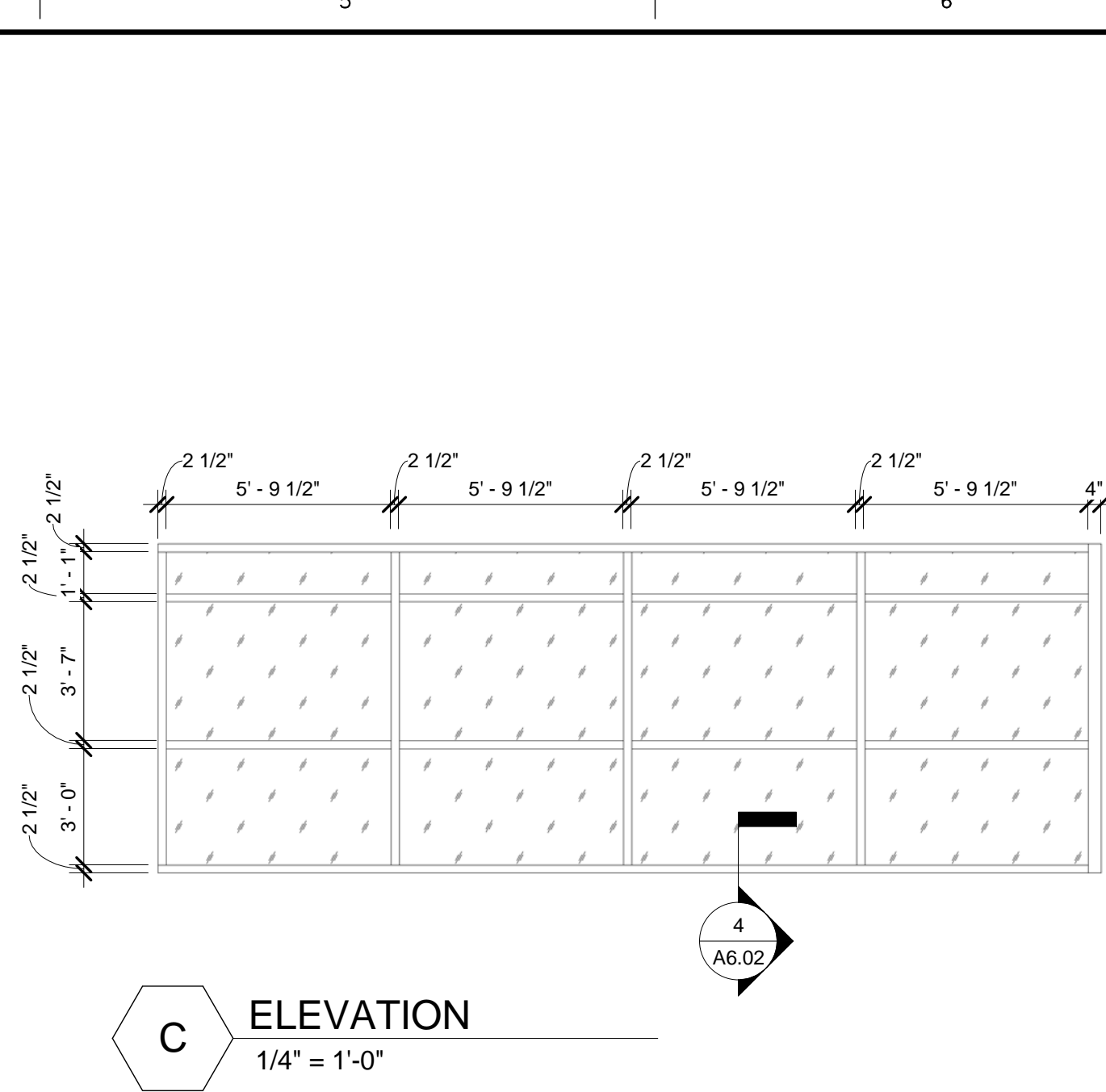
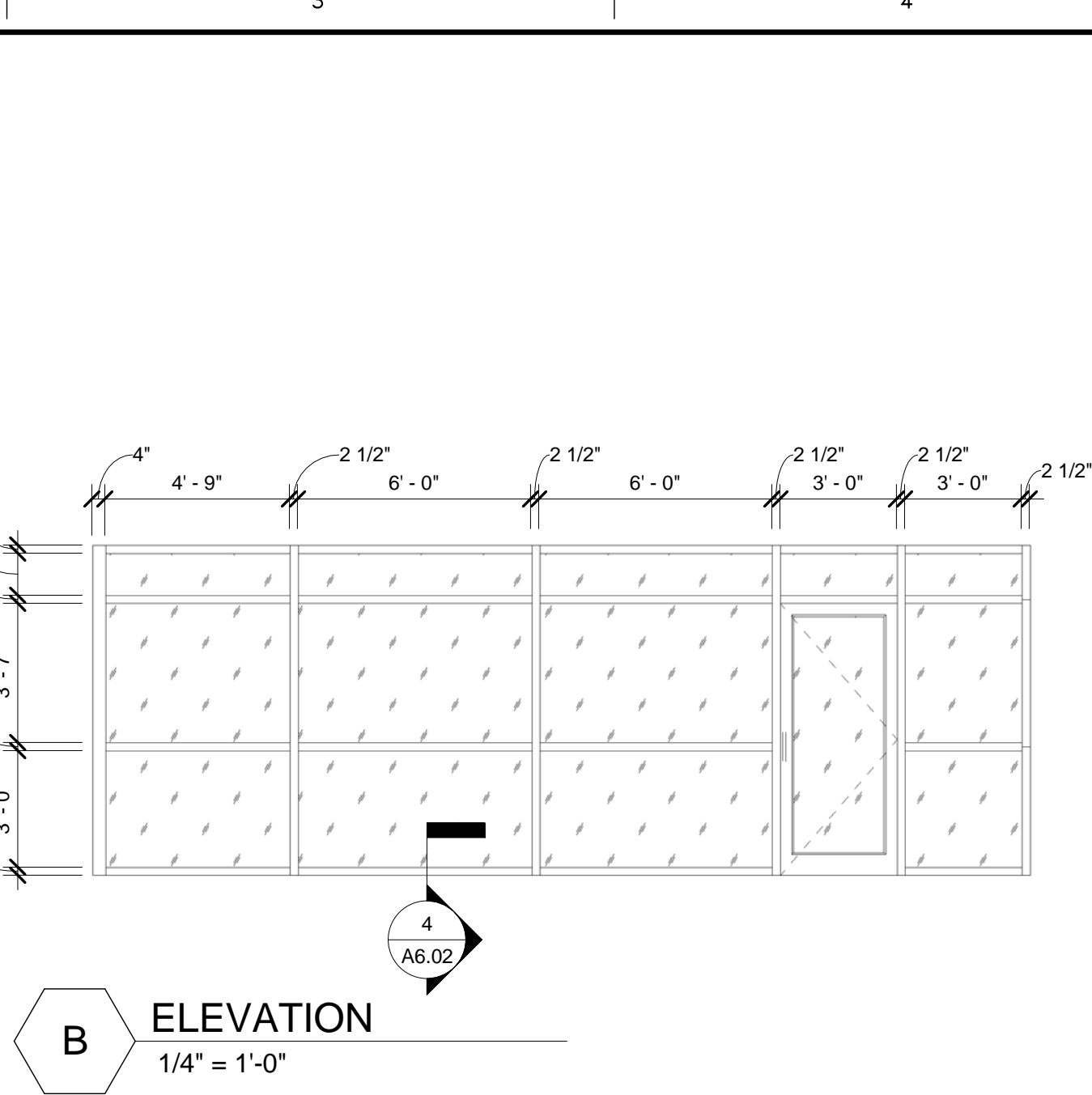
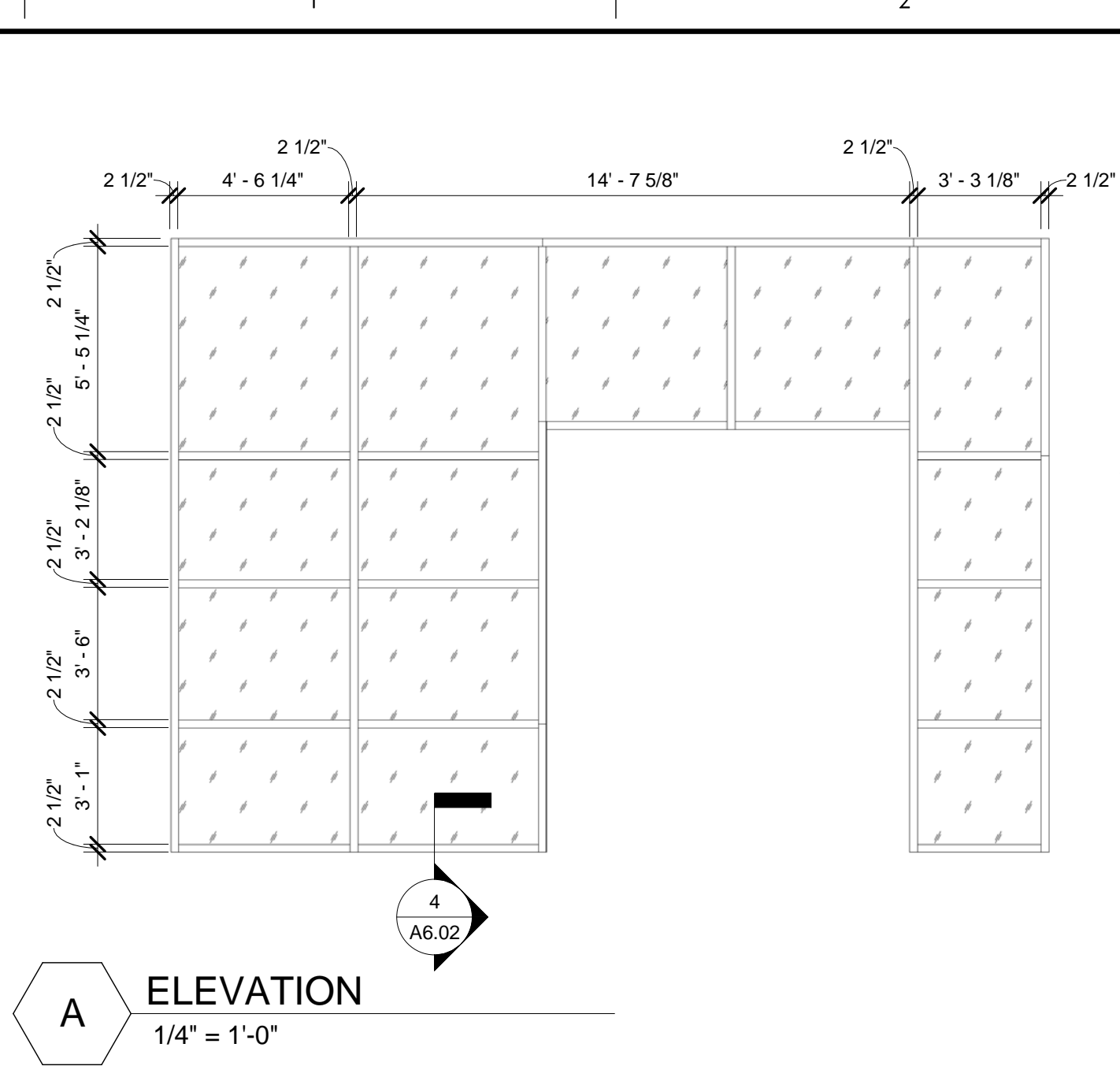
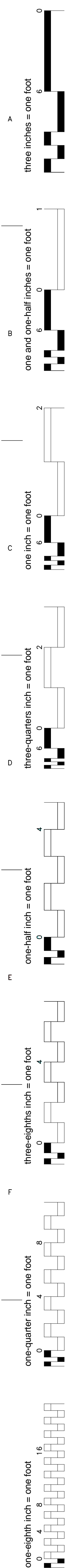
																																																																																																																																																																																																																																																																																																																																																																																																																																																																																																																																																																																																																																																																																																																																																																																																																																																																																																																																																																																																																																																																																																																																																																																																																																																																																																																																																																																																																																																								</
--	--	--	--	--	--	--	--	--	--	--	--	--	--	--	--	--	--	--	--	--	--	--	--	--	--	--	--	--	--	--	--	--	--	--	--	--	--	--	--	--	--	--	--	--	--	--	--	--	--	--	--	--	--	--	--	--	--	--	--	--	--	--	--	--	--	--	--	--	--	--	--	--	--	--	--	--	--	--	--	--	--	--	--	--	--	--	--	--	--	--	--	--	--	--	--	--	--	--	--	--	--	--	--	--	--	--	--	--	--	--	--	--	--	--	--	--	--	--	--	--	--	--	--	--	--	--	--	--	--	--	--	--	--	--	--	--	--	--	--	--	--	--	--	--	--	--	--	--	--	--	--	--	--	--	--	--	--	--	--	--	--	--	--	--	--	--	--	--	--	--	--	--	--	--	--	--	--	--	--	--	--	--	--	--	--	--	--	--	--	--	--	--	--	--	--	--	--	--	--	--	--	--	--	--	--	--	--	--	--	--	--	--	--	--	--	--	--	--	--	--	--	--	--	--	--	--	--	--	--	--	--	--	--	--	--	--	--	--	--	--	--	--	--	--	--	--	--	--	--	--	--	--	--	--	--	--	--	--	--	--	--	--	--	--	--	--	--	--	--	--	--	--	--	--	--	--	--	--	--	--	--	--	--	--	--	--	--	--	--	--	--	--	--	--	--	--	--	--	--	--	--	--	--	--	--	--	--	--	--	--	--	--	--	--	--	--	--	--	--	--	--	--	--	--	--	--	--	--	--	--	--	--	--	--	--	--	--	--	--	--	--	--	--	--	--	--	--	--	--	--	--	--	--	--	--	--	--	--	--	--	--	--	--	--	--	--	--	--	--	--	--	--	--	--	--	--	--	--	--	--	--	--	--	--	--	--	--	--	--	--	--	--	--	--	--	--	--	--	--	--	--	--	--	--	--	--	--	--	--	--	--	--	--	--	--	--	--	--	--	--	--	--	--	--	--	--	--	--	--	--	--	--	--	--	--	--	--	--	--	--	--	--	--	--	--	--	--	--	--	--	--	--	--	--	--	--	--	--	--	--	--	--	--	--	--	--	--	--	--	--	--	--	--	--	--	--	--	--	--	--	--	--	--	--	--	--	--	--	--	--	--	--	--	--	--	--	--	--	--	--	--	--	--	--	--	--	--	--	--	--	--	--	--	--	--	--	--	--	--	--	--	--	--	--	--	--	--	--	--	--	--	--	--	--	--	--	--	--	--	--	--	--	--	--	--	--	--	--	--	--	--	--	--	--	--	--	--	--	--	--	--	--	--	--	--	--	--	--	--	--	--	--	--	--	--	--	--	--	--	--	--	--	--	--	--	--	--	--	--	--	--	--	--	--	--	--	--	--	--	--	--	--	--	--	--	--	--	--	--	--	--	--	--	--	--	--	--	--	--	--	--	--	--	--	--	--	--	--	--	--	--	--	--	--	--	--	--	--	--	--	--	--	--	--	--	--	--	--	--	--	--	--	--	--	--	--	--	--	--	--	--	--	--	--	--	--	--	--	--	--	--	--	--	--	--	--	--	--	--	--	--	--	--	--	--	--	--	--	--	--	--	--	--	--	--	--	--	--	--	--	--	--	--	--	--	--	--	--	--	--	--	--	--	--	--	--	--	--	--	--	--	--	--	--	--	--	--	--	--	--	--	--	--	--	--	--	--	--	--	--	--	--	--	--	--	--	--	--	--	--	--	--	--	--	--	--	--	--	--	--	--	--	--	--	--	--	--	--	--	--	--	--	--	--	--	--	--	--	--	--	--	--	--	--	--	--	--	--	--	--	--	--	--	--	--	--	--	--	--	--	--	--	--	--	--	--	--	--	--	--	--	--	--	--	--	--	--	--	--	--	--	--	--	--	--	--	--	--	--	--	--	--	--	--	--	--	--	--	--	--	--	--	--	--	--	--	--	--	--	--	--	--	--	--	--	--	--	--	--	--	--	--	--	--	--	--	--	--	--	--	--	--	--	--	--	--	--	--	--	--	--	--	--	--	--	--	--	--	--	--	--	--	--	--	--	--	--	--	--	--	--	--	--	--	--	--	--	--	--	--	--	--	--	--	--	--	--	--	--	--	--	--	--	--	--	--	--	--	--	--	--	--	--	--	--	--	--	--	--	--	--	--	--	--	--	--	--	--	--	--	--	--	--	--	--	--	--	--	--	--	--	--	--	--	--	--	--	--	--	--	--	--	--	--	--	--	--	--	--	--	--	--	--	--	--	--	--	--	--	--	--	--	--	--	--	--	--	--	--	--	--	--	--	--	--	--	--	--	--	--	--	--	--	--	--	--	--	--	--	--	--	--	--	--	--	--	--	--	--	--	--	--	--	--	--	--	--	--	--	--	--	--	--	--	--	--	--	--	--	--	--	--	--	--	--	--	--	--	--	--	--	--	--	--	--	--	--	--	--	--	--	--	--	--	--	--	--	--	--	--	--	--	--	--	--	--	--	--	--	--	--	--	--	--	--	--	--	--	--	--	--	--	--	--	--	--	--	--	--	--	--	--	--	--	--	--	--	--	--	--	--	--	--	--	--	--	--	--	--	--	--	--	--	--	--	--	--	--	--	--	--	--	--	--	--	--	--	--	--	--	--	--	--	--	--	--	--	--	--	--	--	--	--	--	--	--	--	--	--	--	--	--	--	--	--	--	--	--	--	--	--	--	--	--	--	--	--	--	--	--	--	--	--	--	--	--	--	--	--	--	--	--	--	--	--	--	--	--	--	--	--	--	--	--	--	--	--	--	--	--	--	--	--	--	--	--	--	--	--	--	--	--	--	--	--	--	--	--	--	--	--	--	--	--	--	--	--	--	--	--	--	--	--	--	--	--	--	--	--	--	--	--	--	--	--	--	--	--	--	--	--	--	--	--	--	--	--	--	--	--	--	--	--	--	--	--	--	--	--	--	--	--	--	--	--	--	--	--	--	--	--	--	--	--	--	--	--	--	--	--	--	--	--	--	--	--	--	--	--	--	--	--	--	--	--	--	--	--	--	--	--	--	--	--	--	--	--	--	--	--	--	--	--	--	--	--	--	--	--	--	--	--	--	--	--	--	--	--	--	--	--	--	--	--	--	--	--	--	--	--	--	--	--	--	--	--	--	--	--	--	--	--	--	--	--	--	--	--	--	--	--	--	--	--	--	--	--	--	--	----



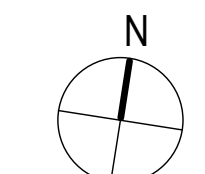
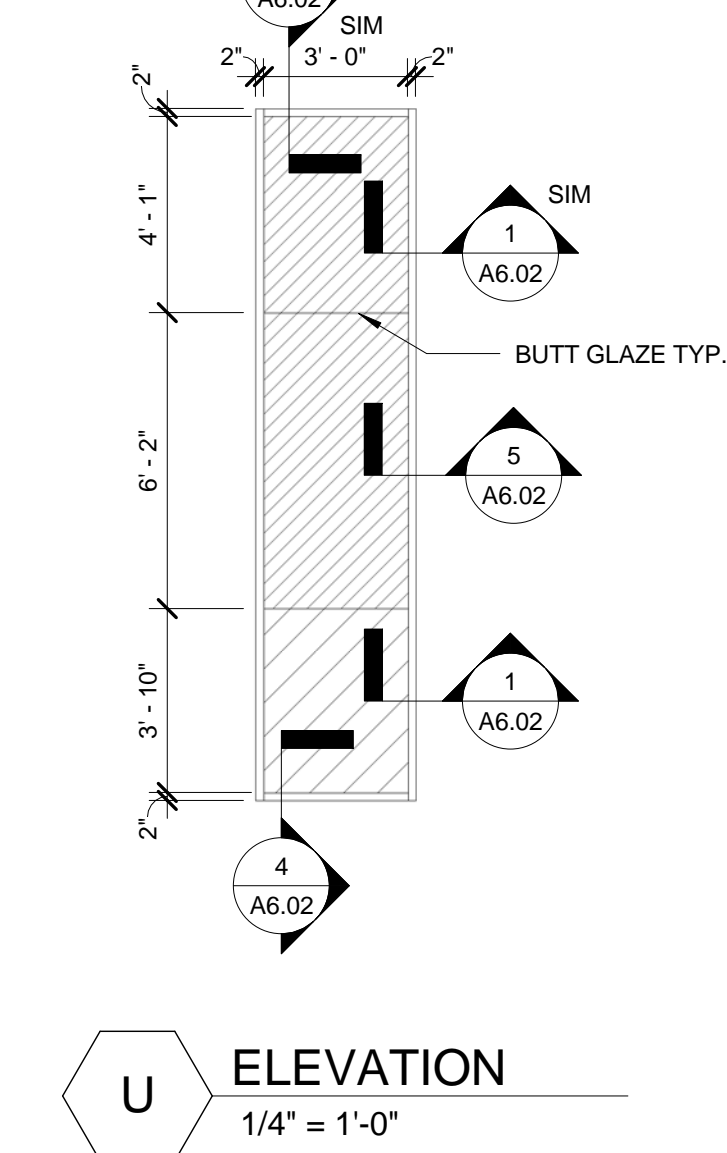
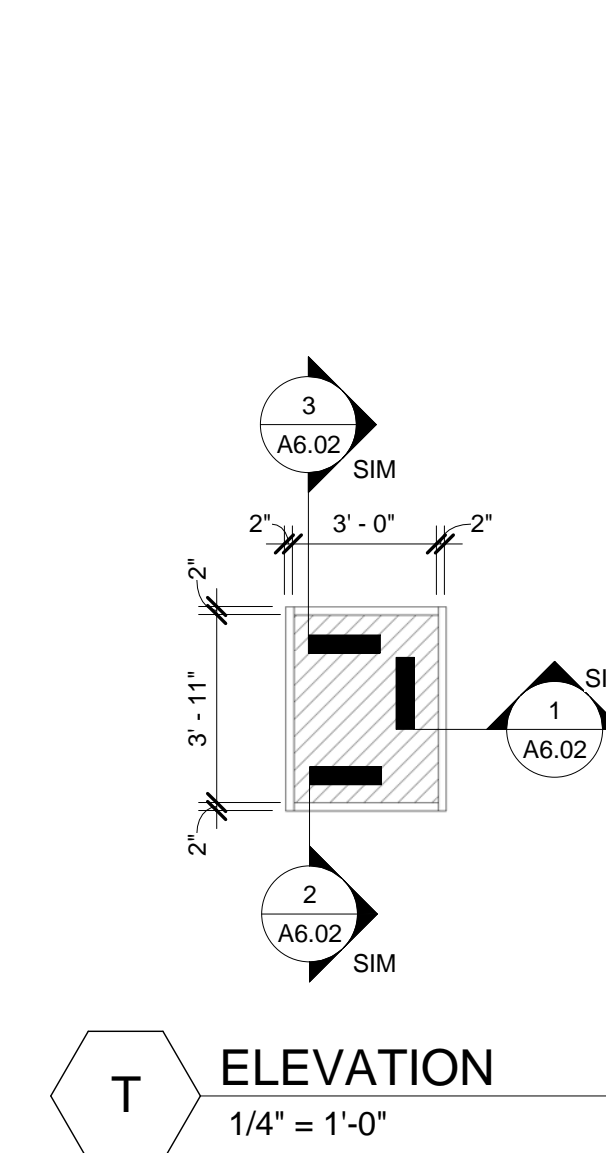
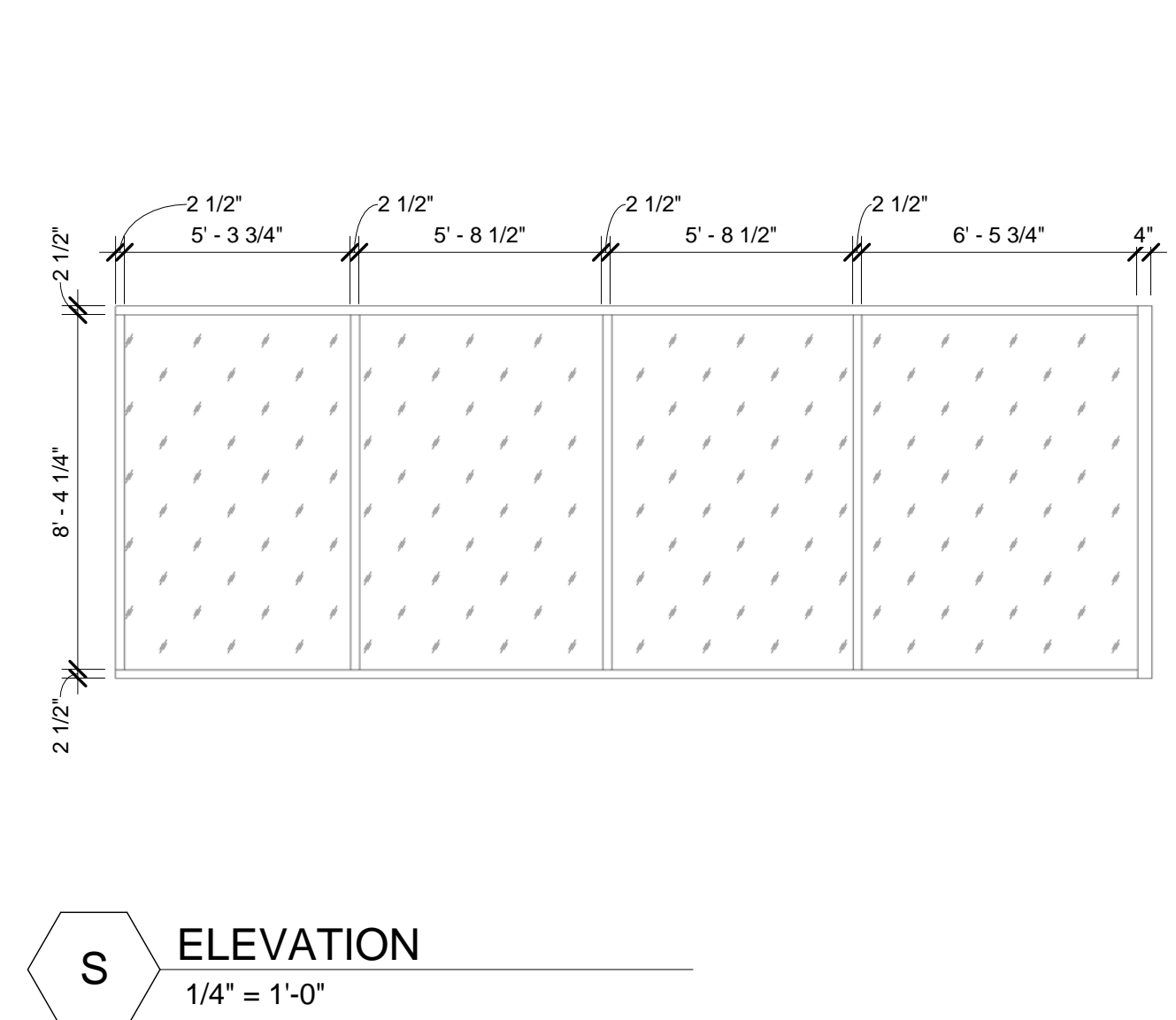
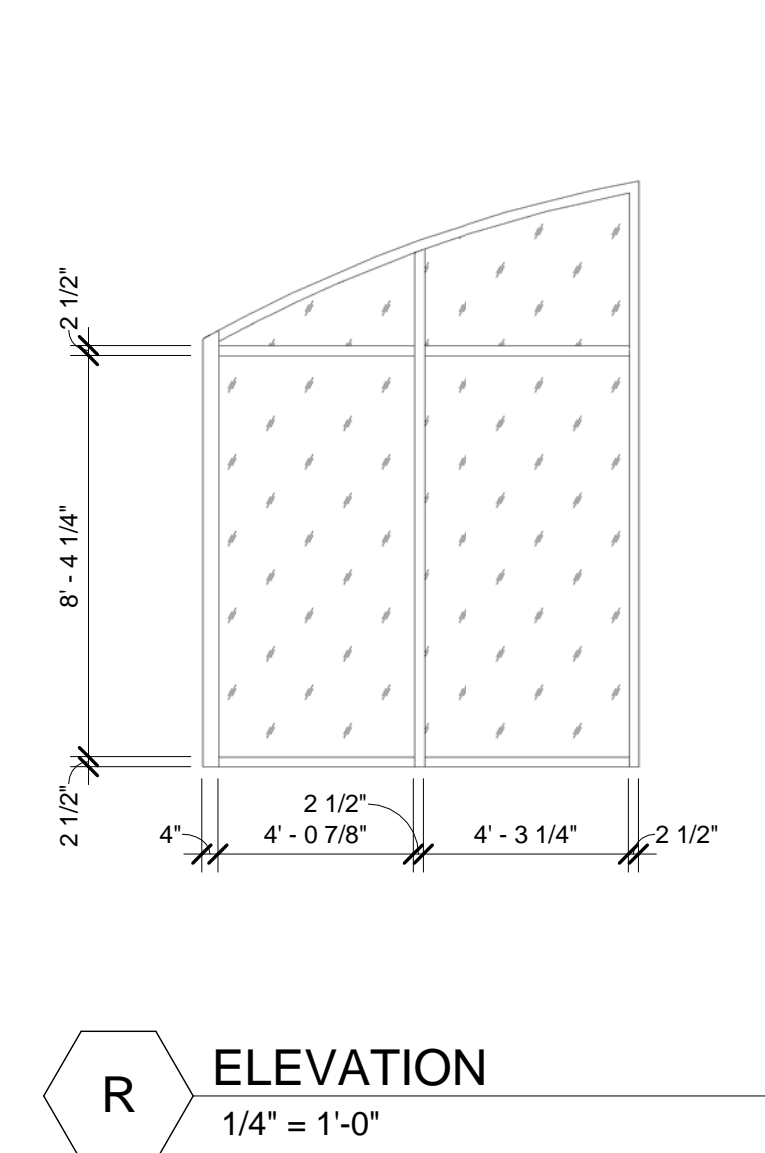
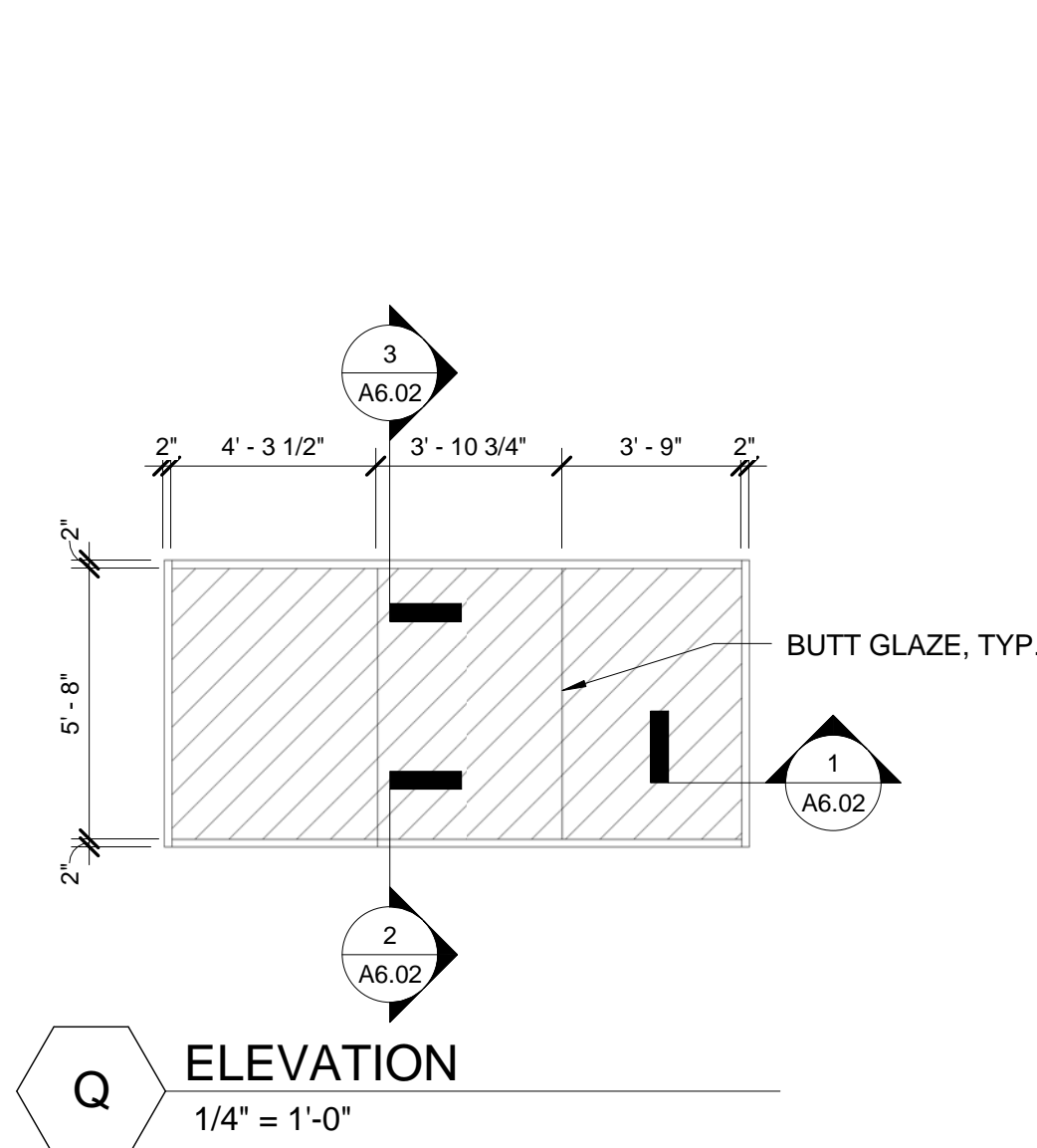
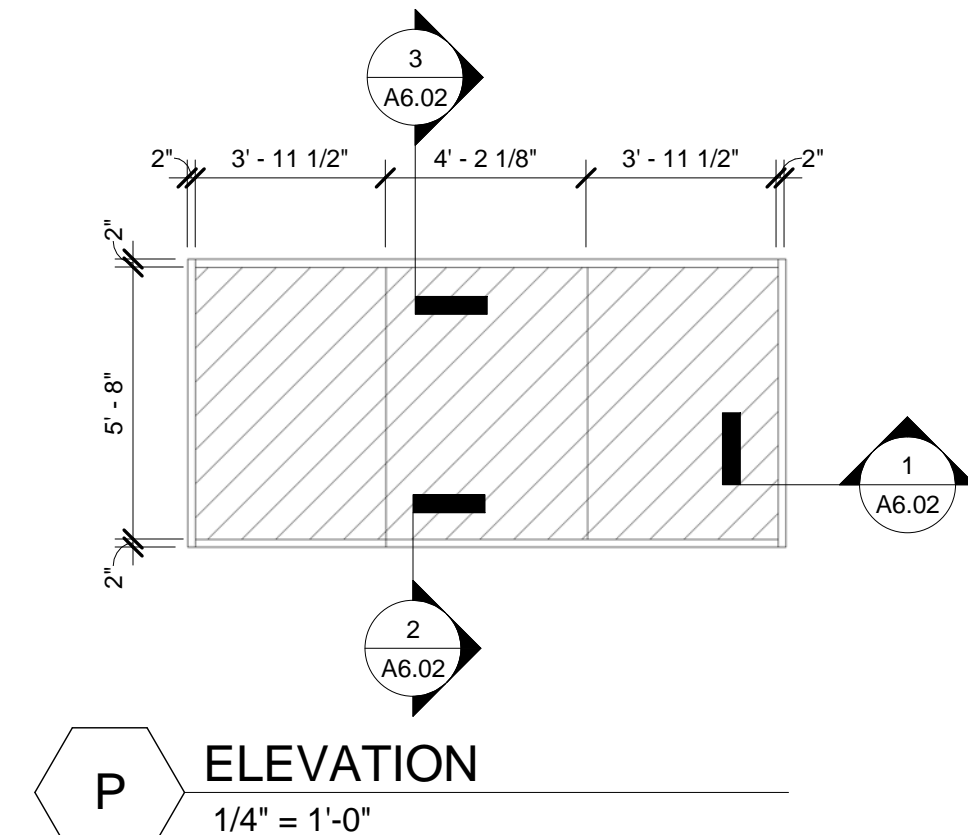
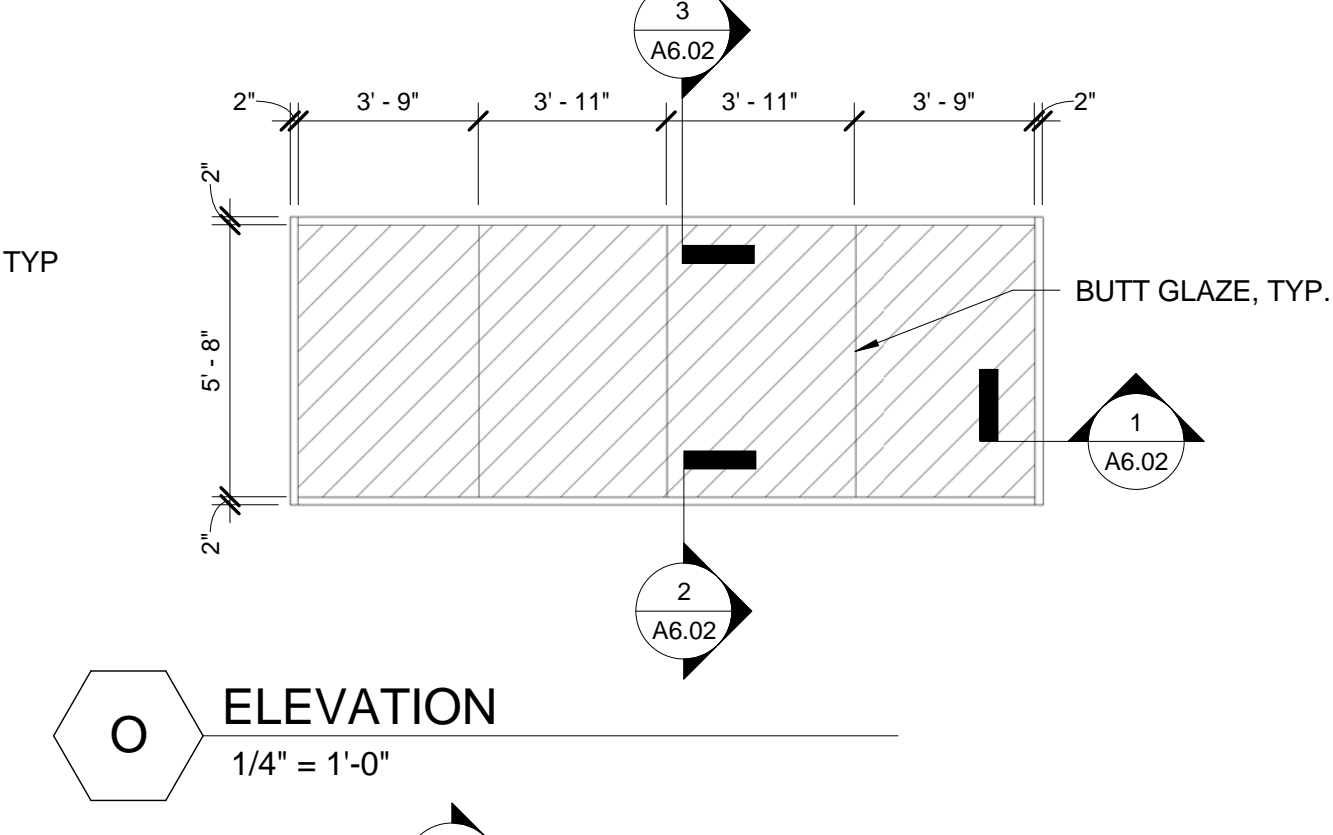
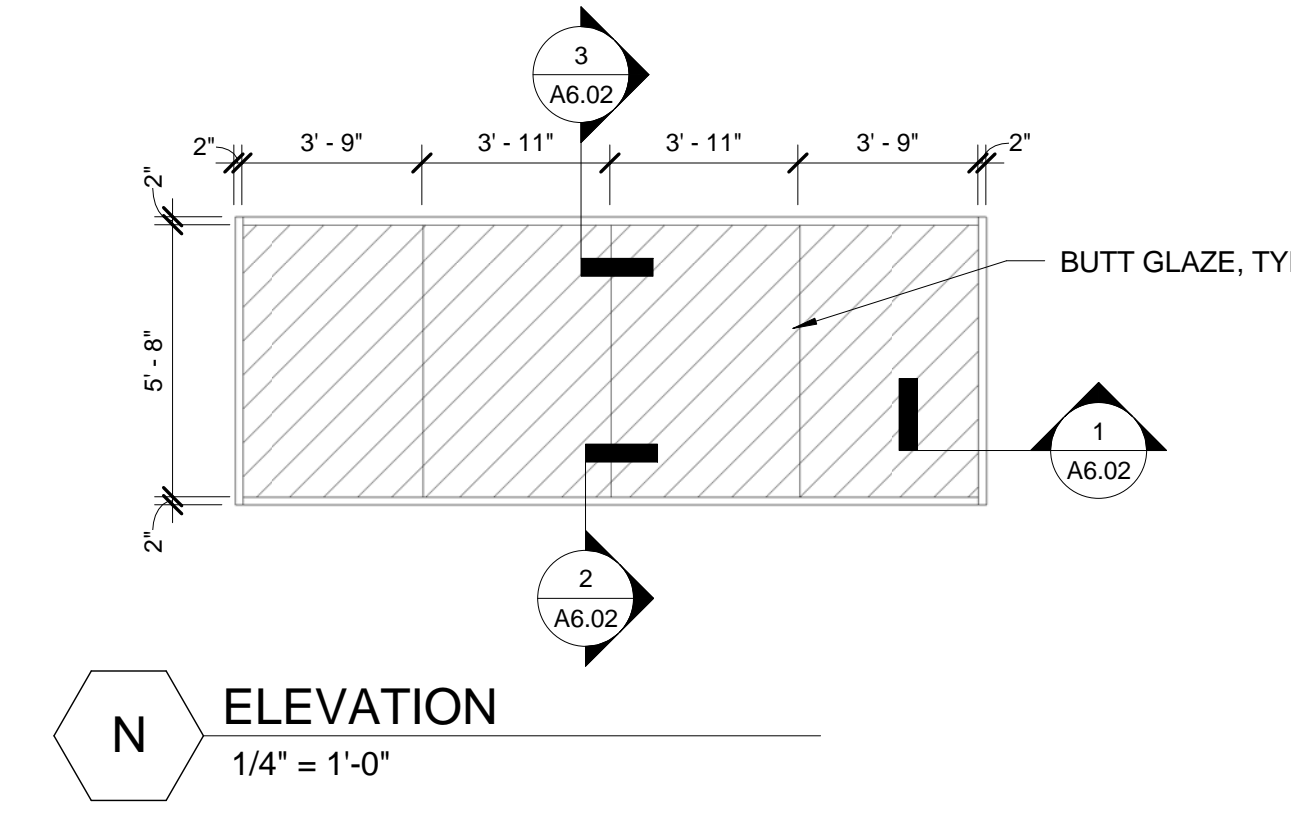
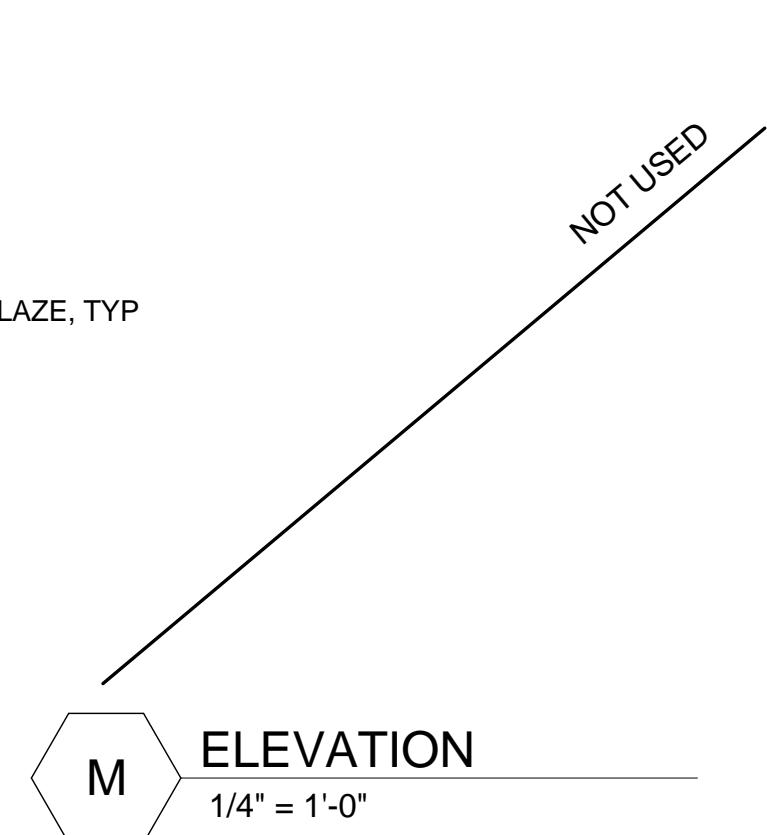
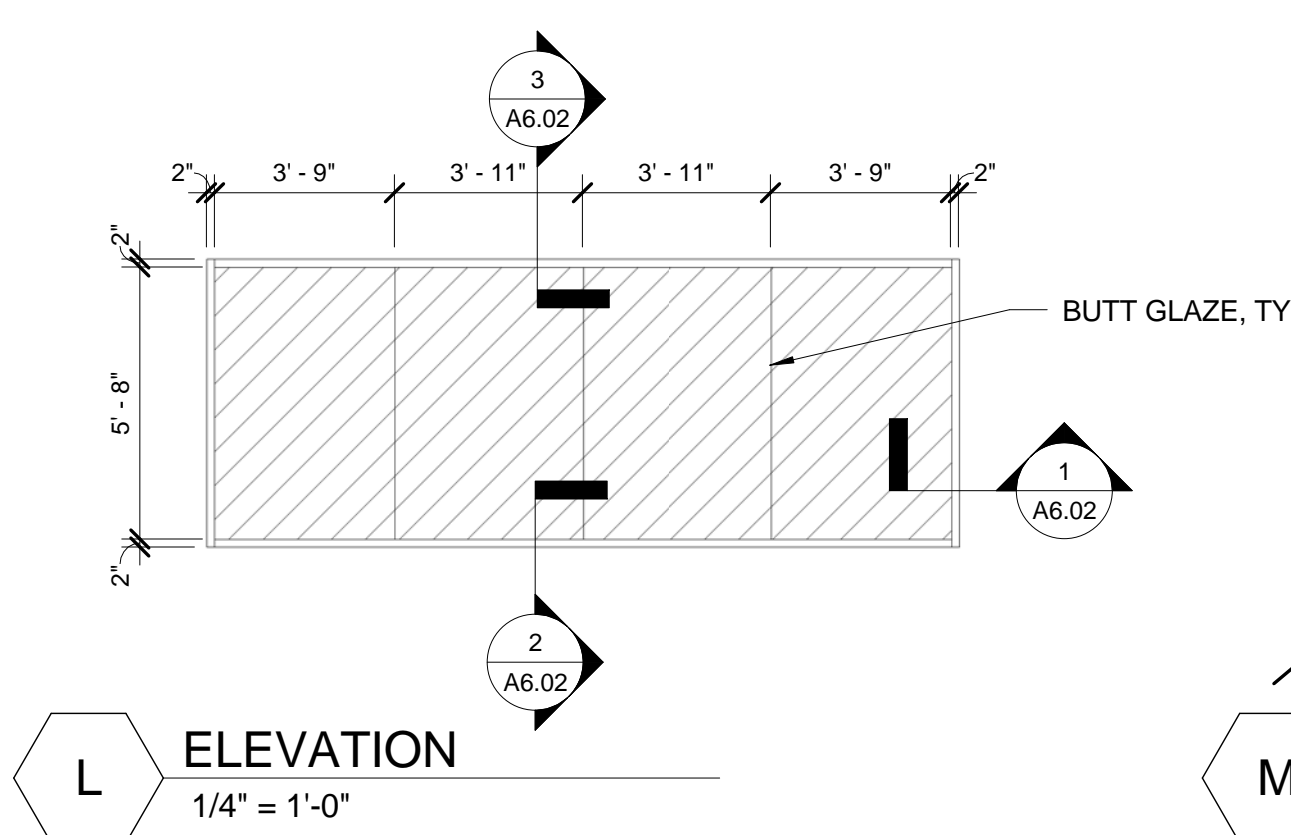
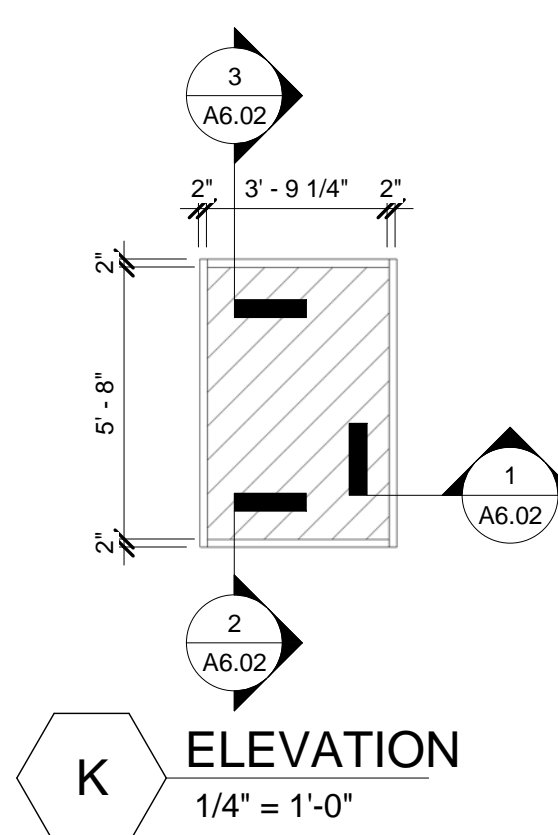
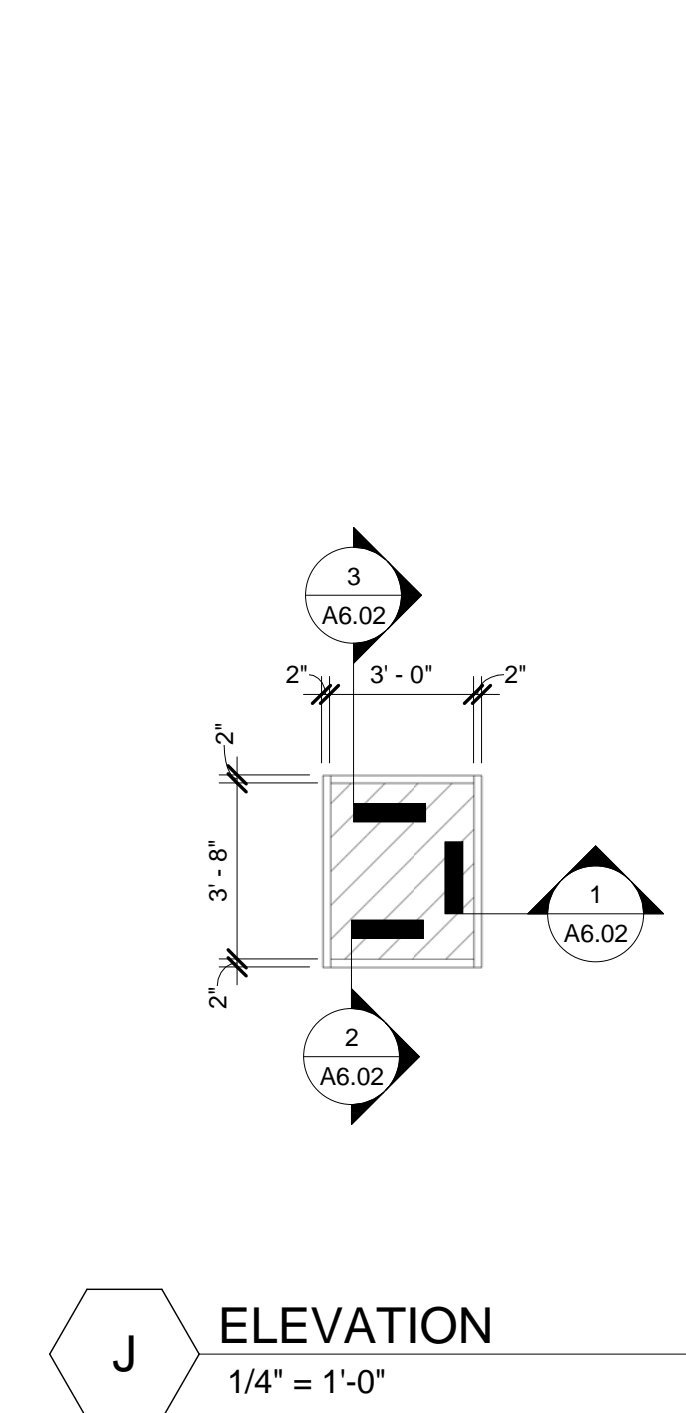
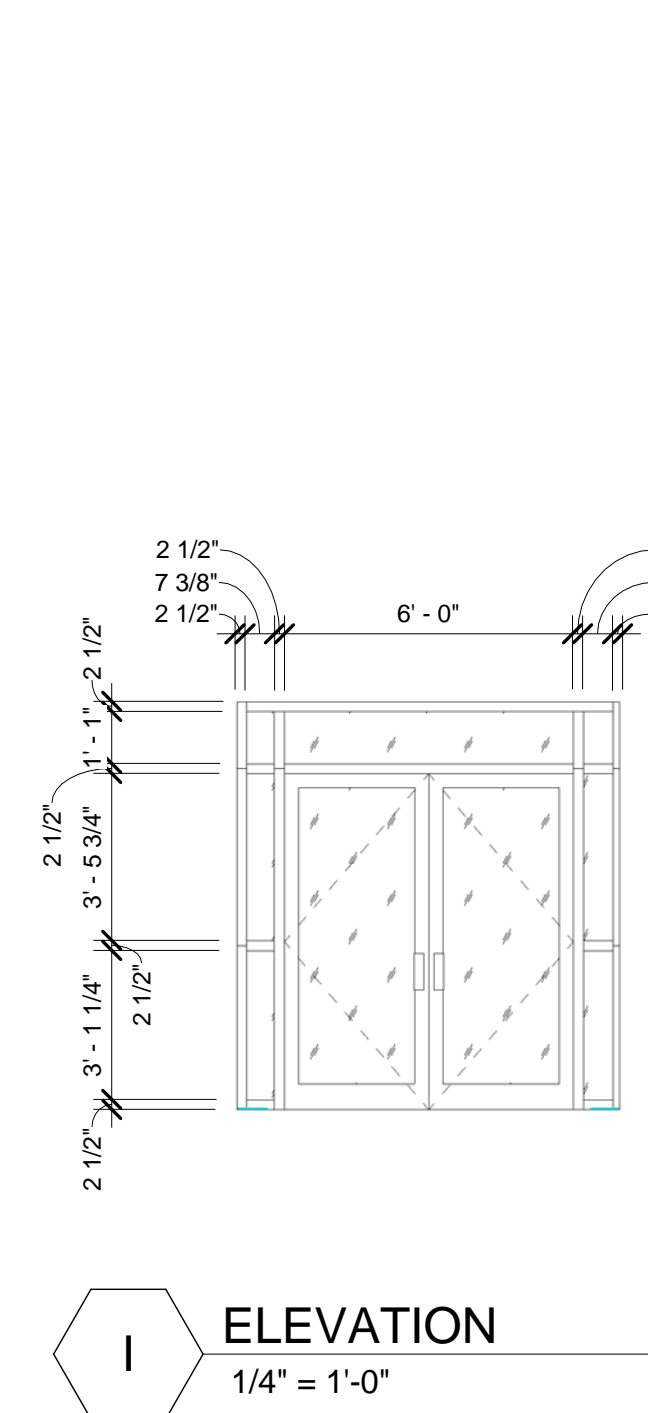
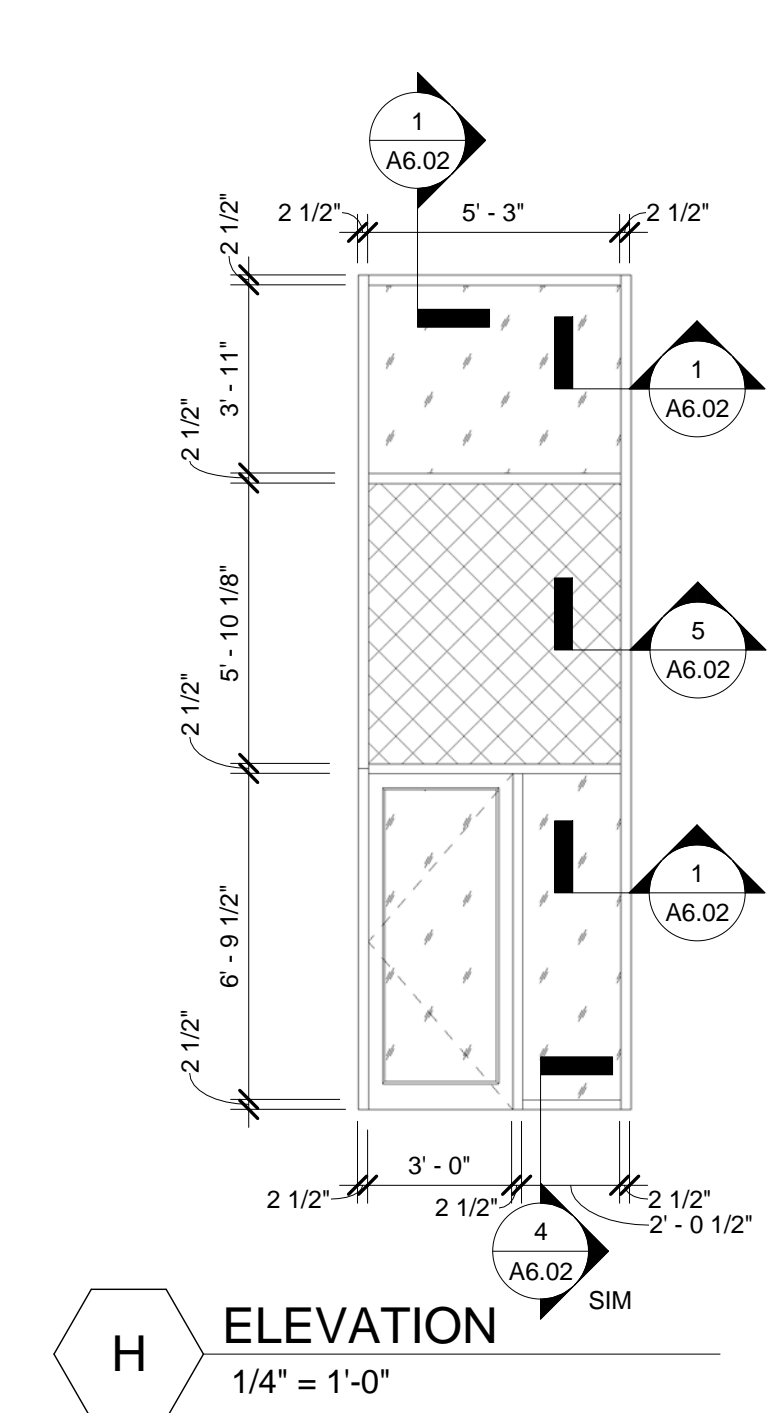
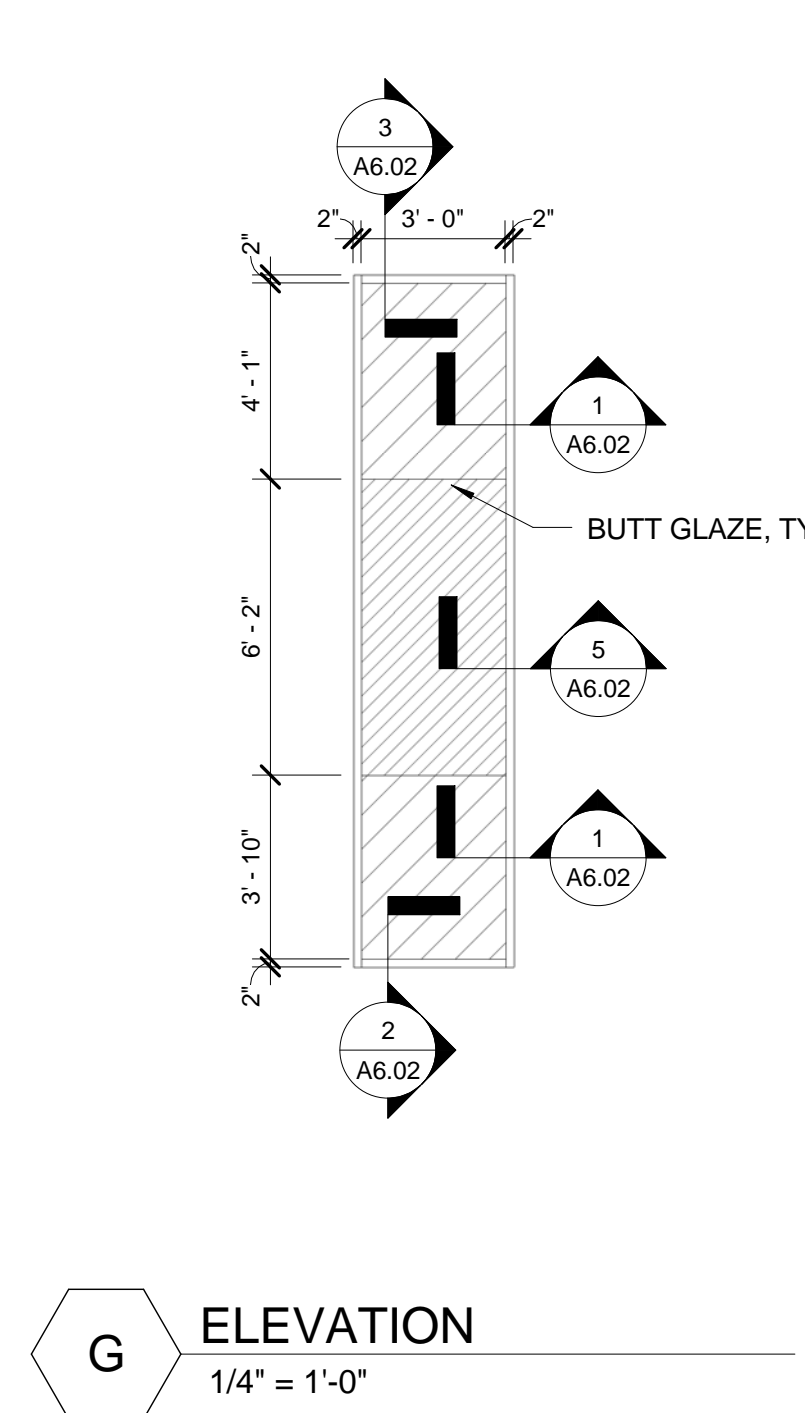
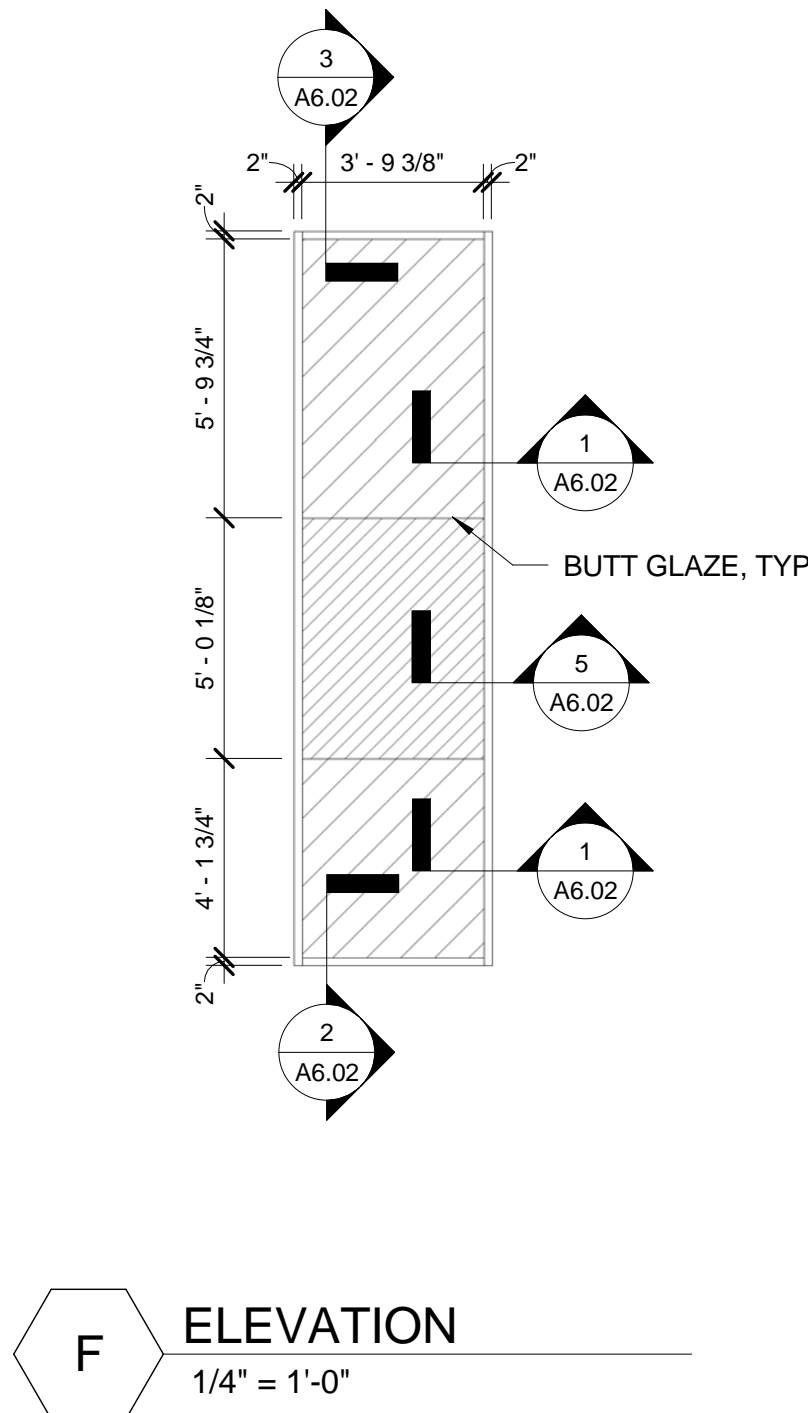
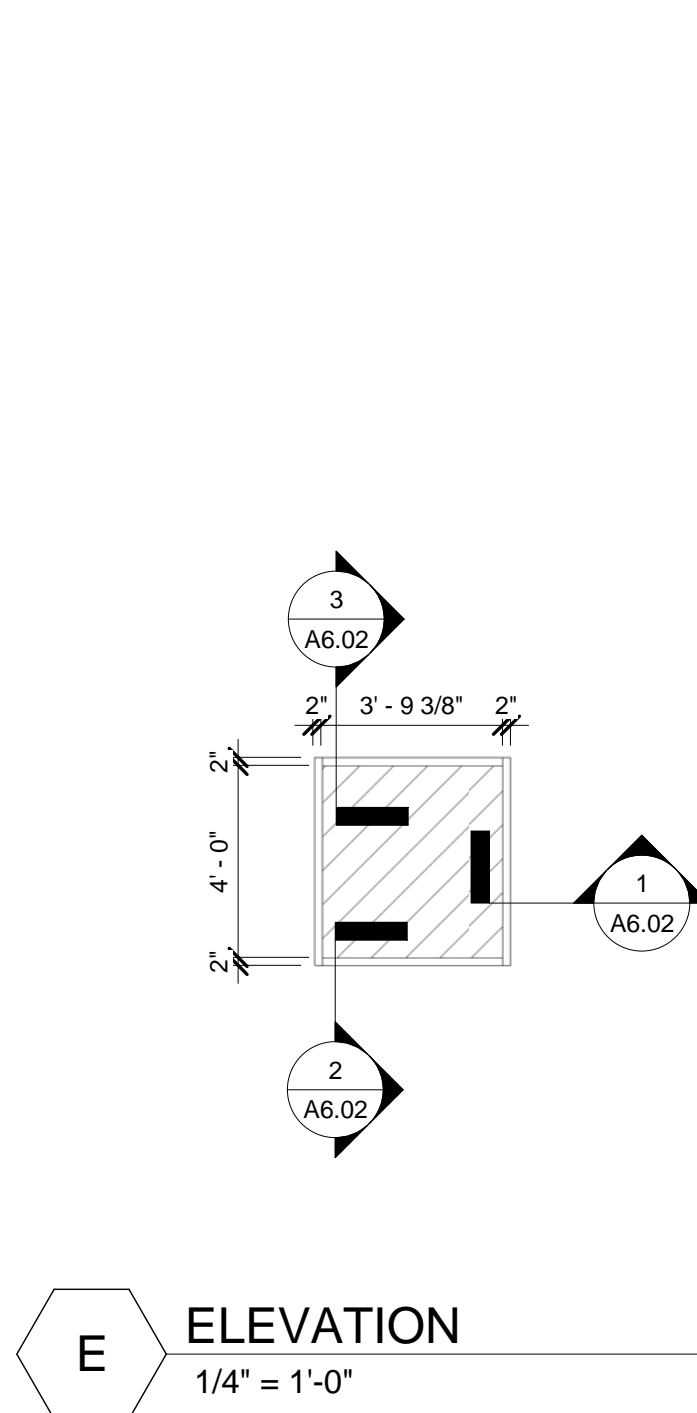


A
B
C
D
E
F

11/25/2013 6:38:20 AM

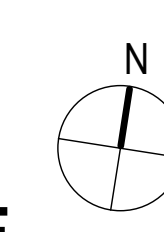
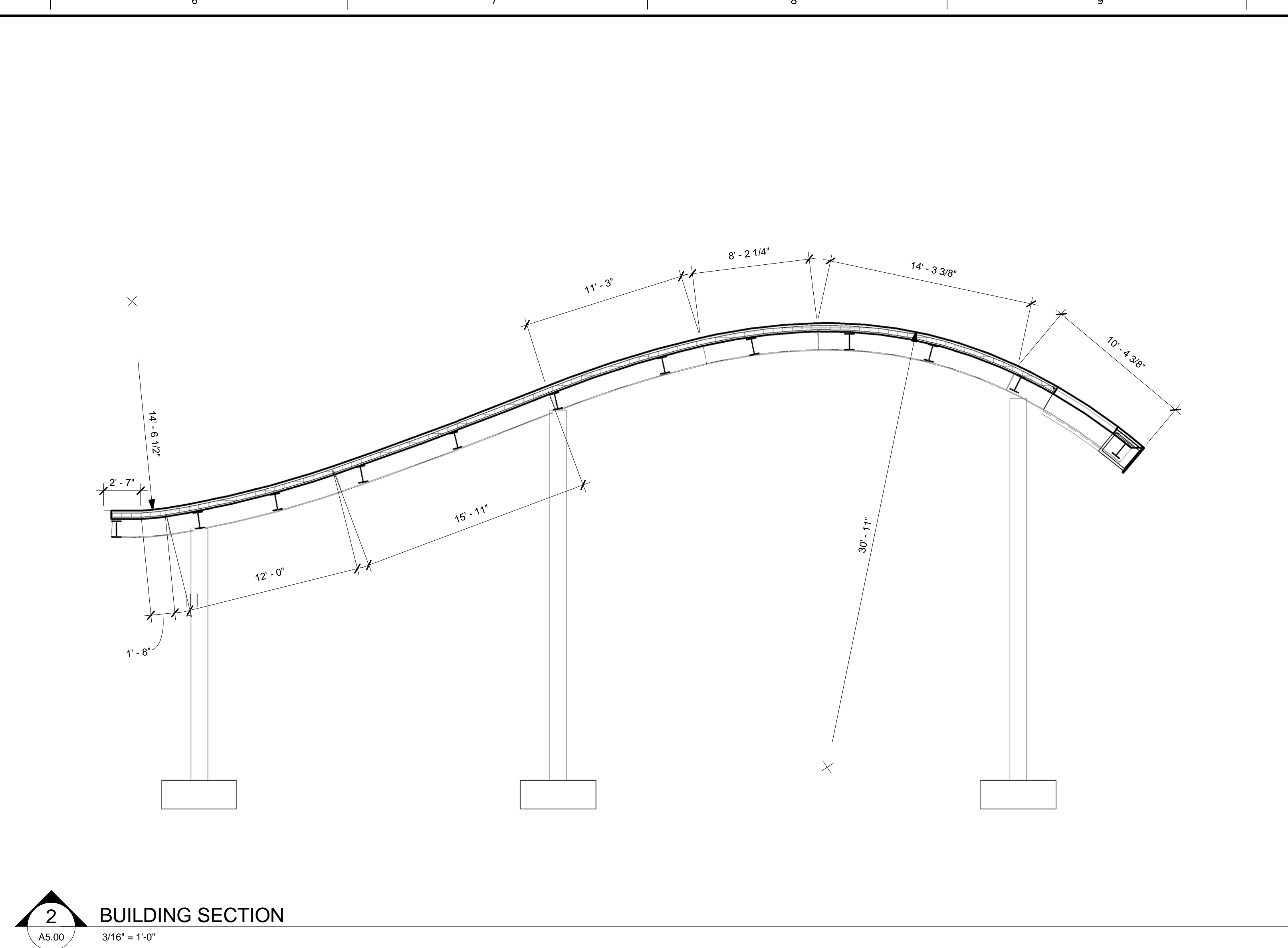


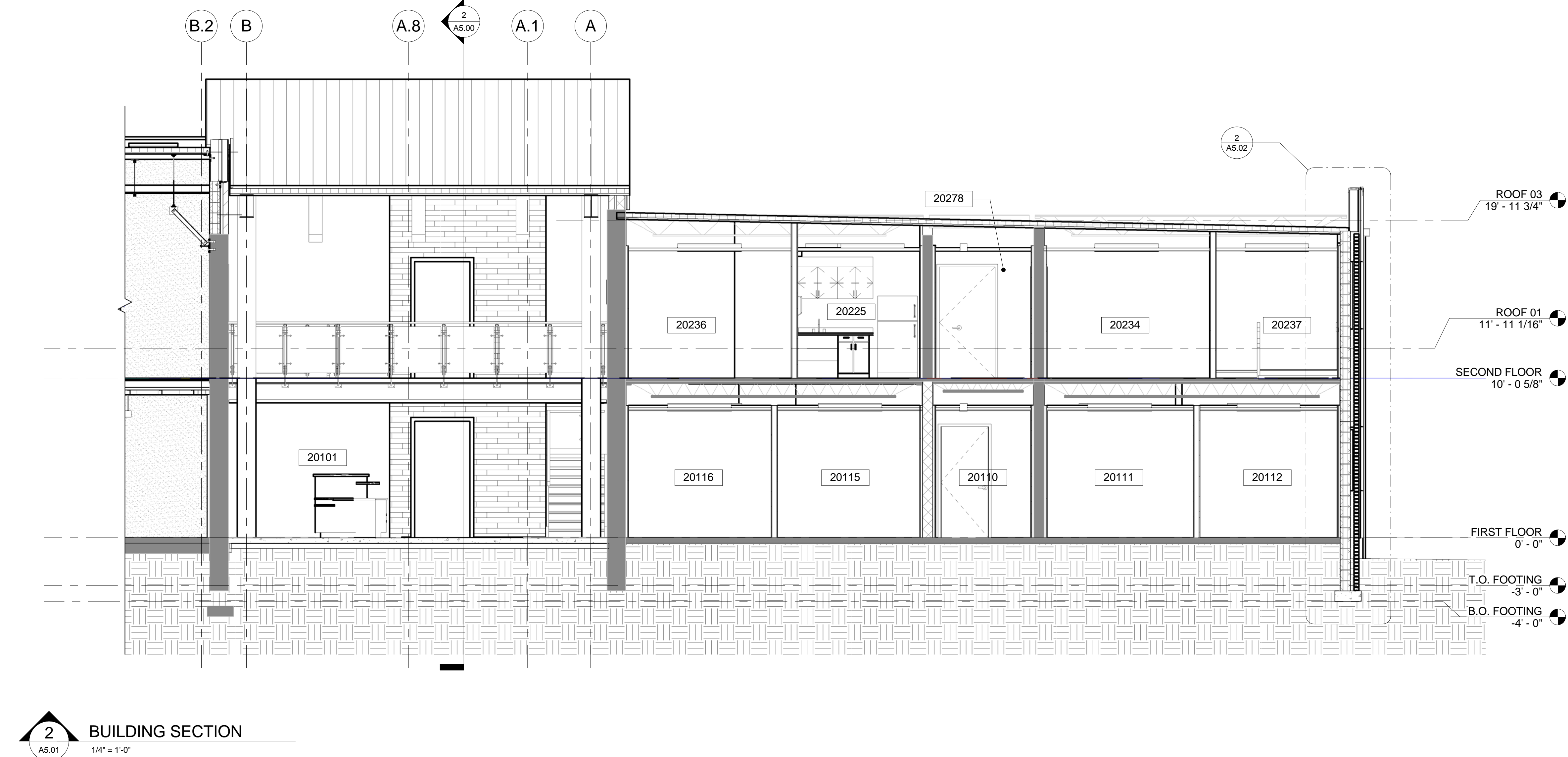
GLAZING TYPES	
	G-6 - VISTACOO CARBIA
	G-7 - VISTACOO PACIFICA
	G-8 - VISTACOO CARBIA (SPANDREL)
	G-9 - VISTACOO PACIFICA (SPANDREL)

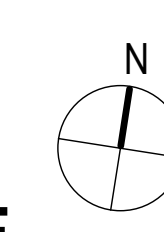


FINAL CD ISSUE
FULLY SPRINKLERED

--	--	--	--	--	--	--	--	--	--	--	--	--	--	--	--	--	--	--	--	--	--	--	--	--	--	--	--	--	--	--	--	--	--	--	--	--	--	--	--	--	--	--	--	--	--	--	--	--	--	--	--	--	--	--	--	--	--	--	--	--	--	--	--	--	--	--	--	--	--	--	--	--	--	--	--	--	--	--	--	--	--	--	--	--	--	--	--	--	--	--	--	--	--	--	--	--	--	--	--	--	--	--	--	--	--	--	--	--	--	--	--	--	--	--	--	--	--	--	--	--	--	--	--	--	--	--	--	--	--	--	--	--	--	--	--	--	--	--	--	--	--	--	--	--	--	--	--	--	--	--	--	--	--	--	--	--	--	--	--	--	--	--	--	--	--	--	--	--	--	--	--	--	--	--	--	--	--	--	--	--	--	--	--	--	--	--	--	--	--	--	--	--	--	--	--	--	--	--	--	--	--	--	--	--	--	--	--	--	--	--	--	--	--	--	--	--	--	--	--	--	--	--	--	--	--	--	--	--	--	--	--	--	--	--	--	--	--	--	--	--	--	--	--	--	--	--	--	--	--	--	--	--	--	--	--	--	--	--	--	--	--	--	--	--	--	--	--	--	--	--	--	--	--	--	--	--	--	--	--	--	--	--	--	--	--	--	--	--	--	--	--	--	--	--	--	--	--	--	--	--	--	--	--	--	--	--	--	--	--	--	--	--	--	--	--	--	--	--	--	--	--	--	--	--	--	--	--	--	--	--	--	--	--	--	--	--	--	--	--	--	--	--	--	--	--	--	--	--	--	--	--	--	--	--	--	--	--	--	--	--	--	--	--	--	--	--	--	--	--	--	--	--	--	--	--	--	--	--	--	--	--	--	--	--	--	--	--	--	--	--	--	--	--	--	--	--	--	--	--	--	--	--	--	--	--	--	--	--	--	--	--	--	--	--	--	--	--	--	--	--	--	--	--	--	--	--	--	--	--	--	--	--	--	--	--	--	--	--	--	--	--	--	--	--	--	--	--	--	--	--	--	--	--	--	--	--	--	--	--	--	--	--	--	--	--	--	--	--	--	--	--	--	--	--	--	--	--	--	--	--	--	--	--	--	--	--	--	--	--	--	--	--	--	--	--	--	--	--	--	--	--	--	--	--	--	--	--	--	--	--	--	--	--	--	--	--	--	--	--	--	--	--	--	--	--	--	--	--	--	--	--	--	--	--	--	--	--	--	--	--	--	--	--	--	--	--	--	--	--	--	--	--	--	--	--	--	--	--	--	--	--	--	--	--	--	--	--	--	--	--	--	--	--	--	--	--	--	--	--	--	--	--	--	--	--	--	--	--	--	--	--	--	--	--	--	--	--	--	--	--	--	--	--	--	--	--	--	--	--	--	--	--	--	--	--	--	--	--	--	--	--	--	--	--	--	--	--	--	--	--	--	--	--	--	--	--	--	--	--	--	--	--	--	--	--	--	--	--	--	--	--	--	--	--	--	--	--	--	--	--	--	--	--	--	--	--	--	--	--	--	--	--	--	--	--	--	--	--	--	--	--	--	--	--	--	--	--	--	--	--	--	--	--	--	--	--	--	--	--	--	--	--	--	--	--	--	--	--	--	--	--	--	--	--	--	--	--	--	--	--	--	--	--	--	--	--	--	--	--	--	--	--	--	--	--	--	--	--	--	--	--	--	--	--	--	--	--	--	--	--	--	--	--	--	--	--	--	--	--	--	--	--	--	--	--	--	--	--	--	--	--	--	--	--	--	--	--	--	--	--	--	--	--	--	--	--	--	--	--	--	--	--	--	--	--	--	--	--	--	--	--	--	--	--	--	--	--	--	--	--	--	--	--	--	--	--	--	--	--	--	--	--	--	--	--	--	--	--	--	--	--	--	--	--	--	--	--	--	--	--	--	--	--	--	--	--	--	--	--	--	--	--	--	--	--	--	--	--	--	--	--	--	--	--	--	--	--	--	--	--	--	--	--	--	--	--	--	--	--	--	--	--	--	--	--	--	--	--	--	--	--	--	--	--	--	--	--	--	--	--	--	--	--	--	--	--	--	--	--	--	--	--	--	--	--	--	--	--	--	--	--	--	--	--	--	--	--	--	--	--	--	--	--	--	--	--	--	--	--	--	--	--	--	--	--	--	--	--	--	--	--	--	--	--	--	--	--	--	--	--	--	--	--	--	--	--	--	--	--	--	--	--	--	--	--	--	--	--	--	--	--	--	--	--	--	--	--	--	--	--	--	--	--	--	--	--	--	--	--	--	--	--	--	--	--	--	--	--	--	--	--	--	--	--	--	--	--	--	--	--	--	--	--	--	--	--	--	--	--	--	--	--	--	--	--	--	--	--	--	--	--	--	--	--	--	--	--	--	--	--	--	--	--	--	--	--	--	--	--	--	--	--	--	--	--	--	--	--	--	--	--	--	--	--	--	--	--	--	--	--	--	--	--	--	--	--	--	--	--	--	--	--	--	--	--	--	--	--	--	--	--	--	--	--	--	--	--	--	--	--	--	--	--	--	--	--	--	--	--	--	--	--	--	--	--	--	--	--	--	--	--	--	--	--	--	--	--	--	--	--	--	--	--	--	--	--	--	--	--	--	--	--	--	--	--	--	--	--	--	--	--	--	--	--	--	--	--	--	--	--	--	--	--	--	--	--	--	--	--	--	--	--	--	--	--	--	--	--	--	--	--	--	--	--	--	--	--	--	--	--	--	--	--	--	--	--	--	--	--	--	--	--	--	--	--	--	--	--	--	--	--	--	--	--	--	--	--	--	--	--	--	--	--	--	--	--	--	--	--	--	--	--	--	--	--	--	--	--	--	--	--	--	--	--	--	--	--	--	--	--	--	--	--	--	--	--	--	--	--	--	--	--	--	--	--	--	--	--	--	--	--	--	--	--	--	--	--	--	--	--	--	--	--	--	--	--	--	--	--	--	--	--	--	--	--	--	--	--	--	--	--	--	--	--	--	--	--	--	--	--	--	--	--	--	--	--	--	--	--	--	--	--	--	--	--	--	--	--	--	--	--	--	--	--	--	--	--	--	--	--	--	--	--	--	--	--	--	--	--	--	--	--	--	--	--	--	--	--	--	--	--	--	--

11/25/2013 8:38:25 AM

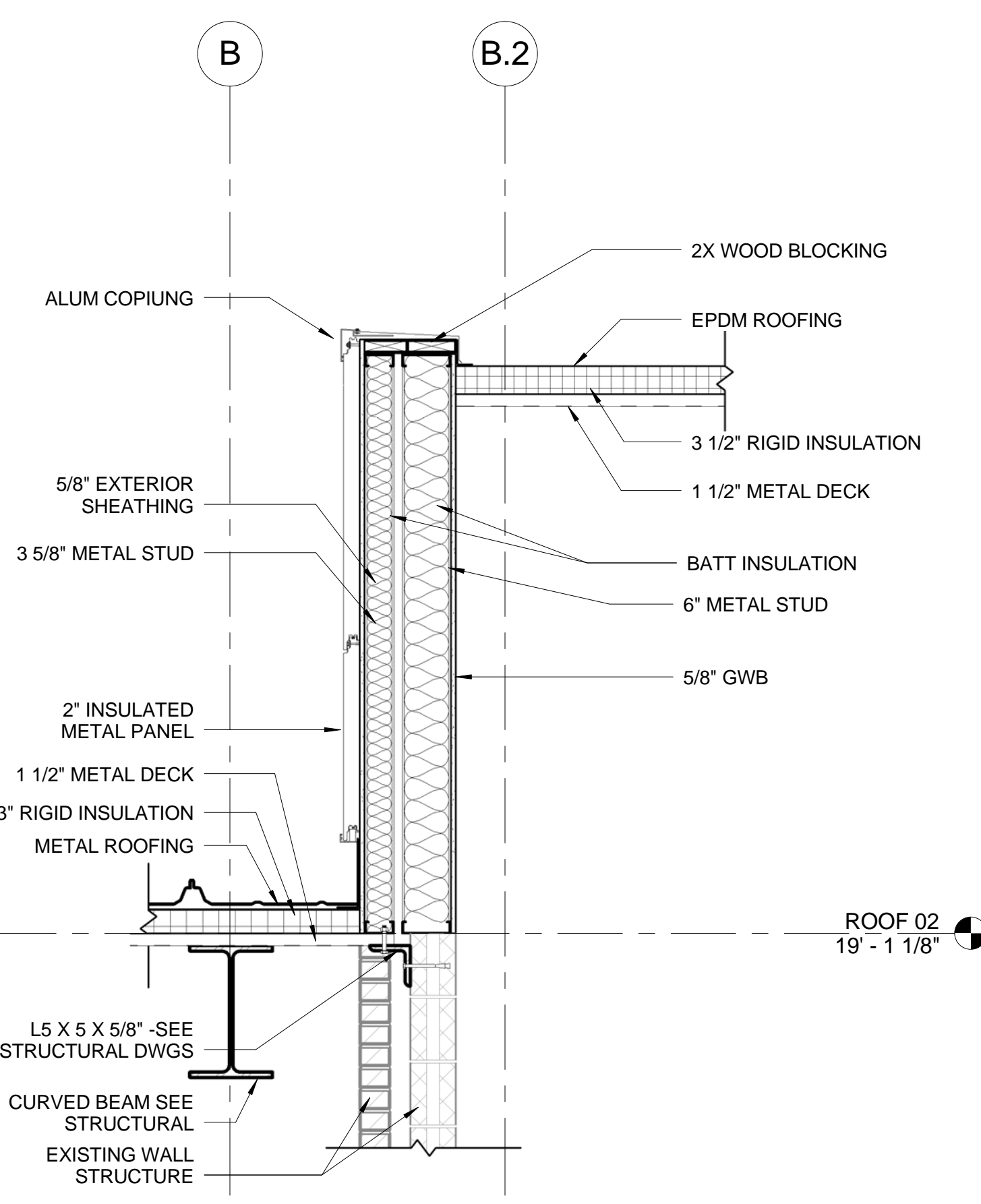
[illegible]



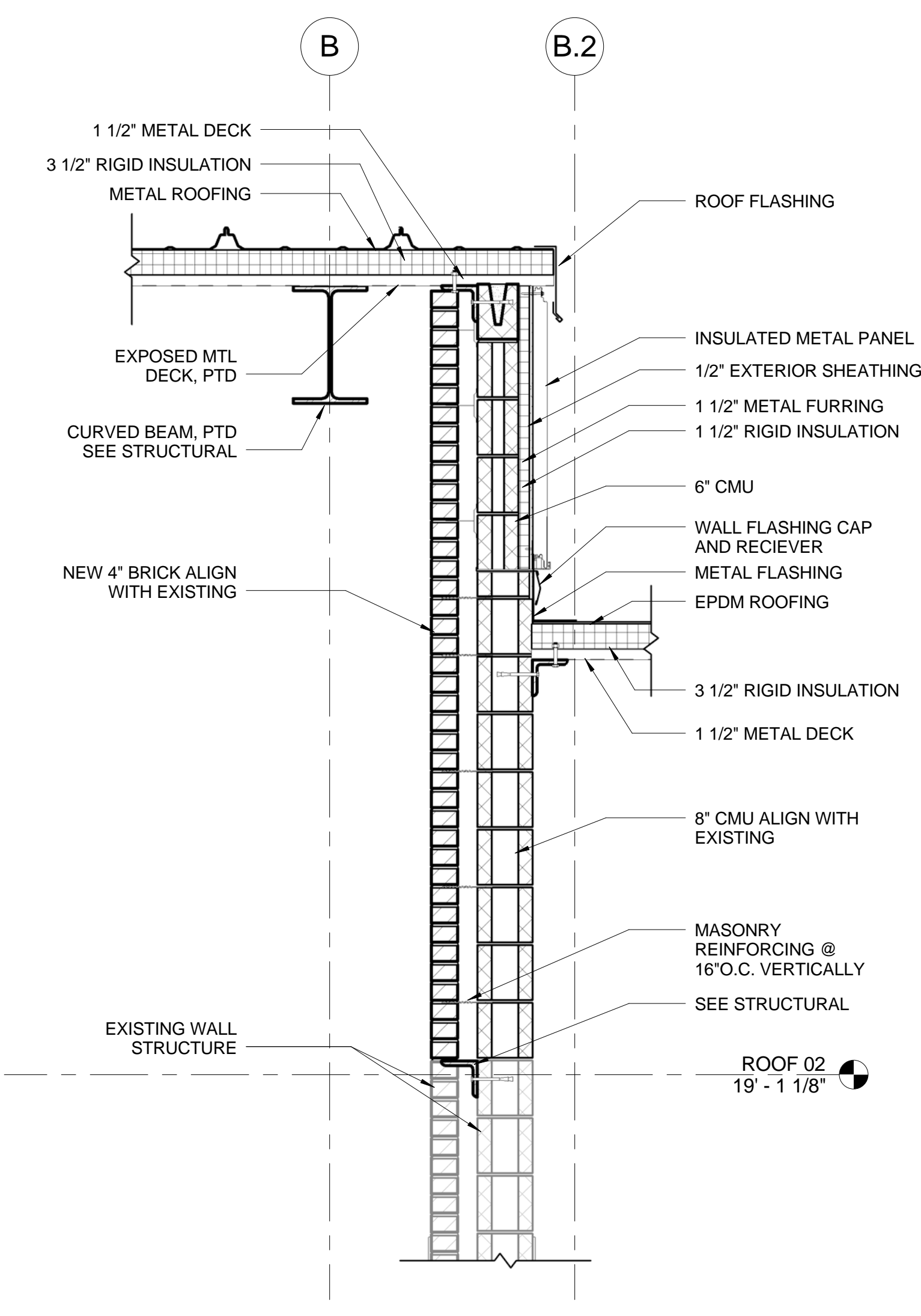
**FINAL CD ISSUE
FULLY SPRINKLERED**

[illegible]

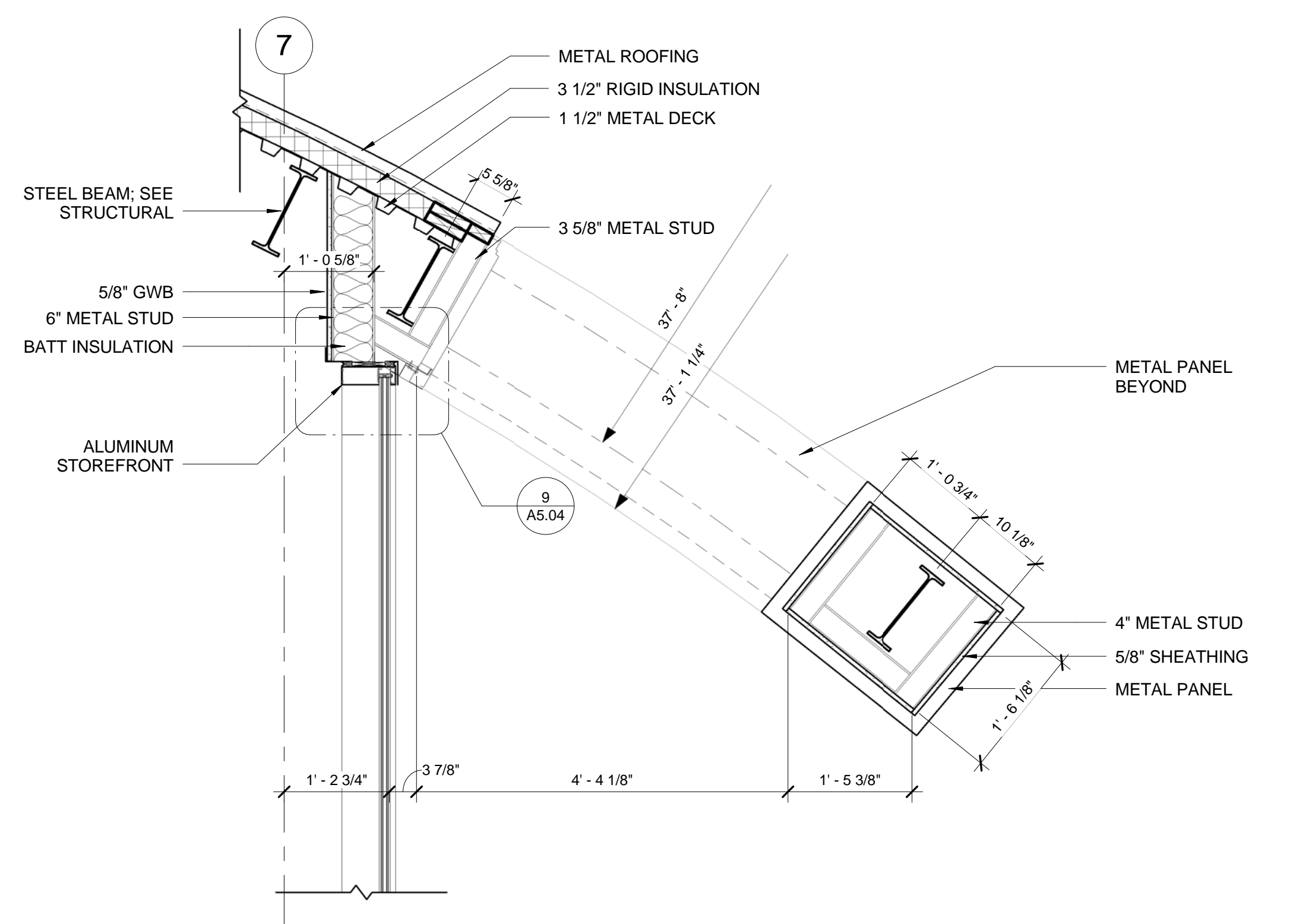
three inches = one foot
one and one-half inches = one foot
one inch = one foot
three-quarters inch = one foot
one-half inch = one foot
three-eighths inch = one foot
one-quarter inch = one foot
one-eighth inch = one foot



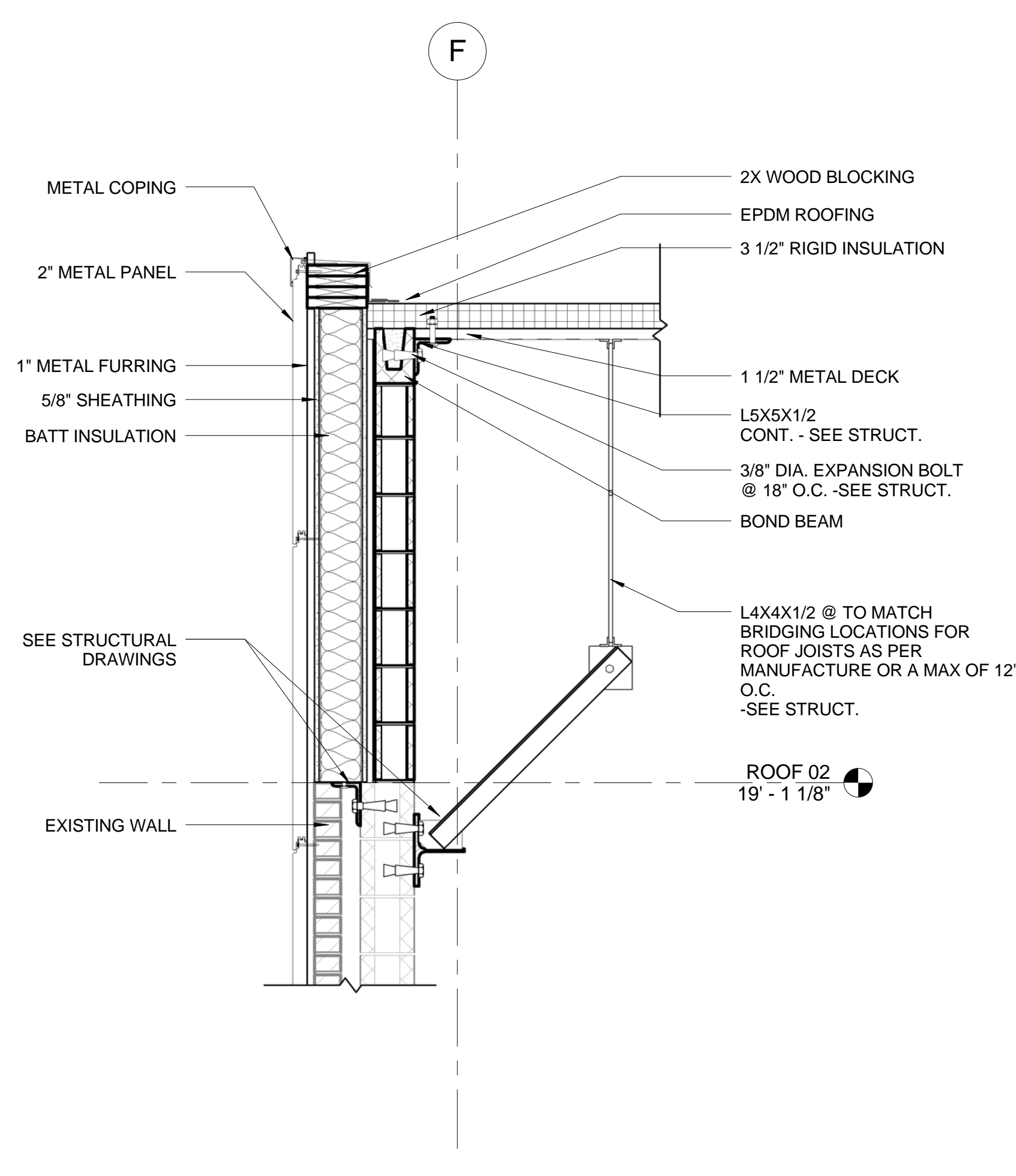
1 WALL SECTION
3/4" = 1'-0"



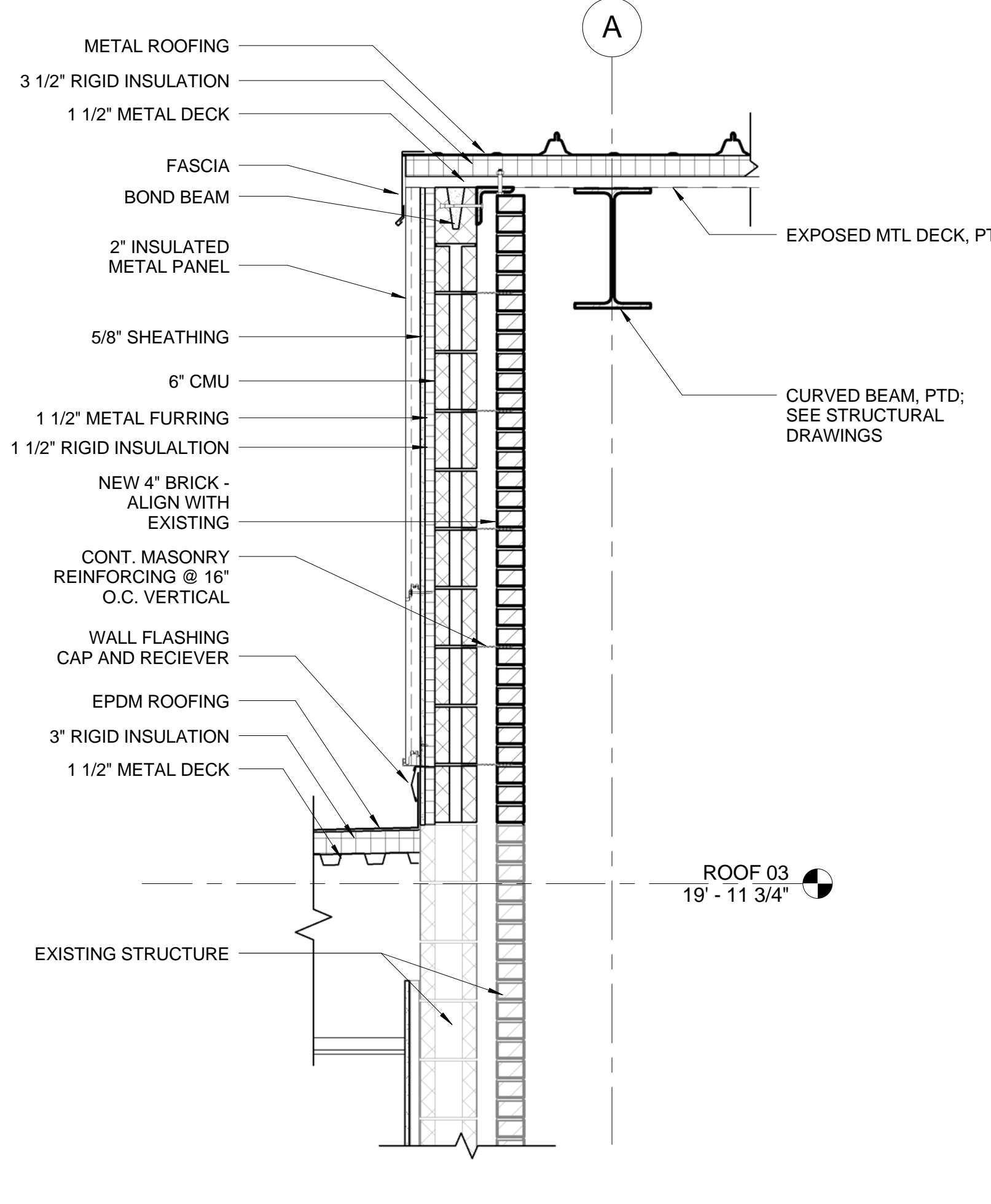
2 WALL SECTION
3/4" = 1'-0"



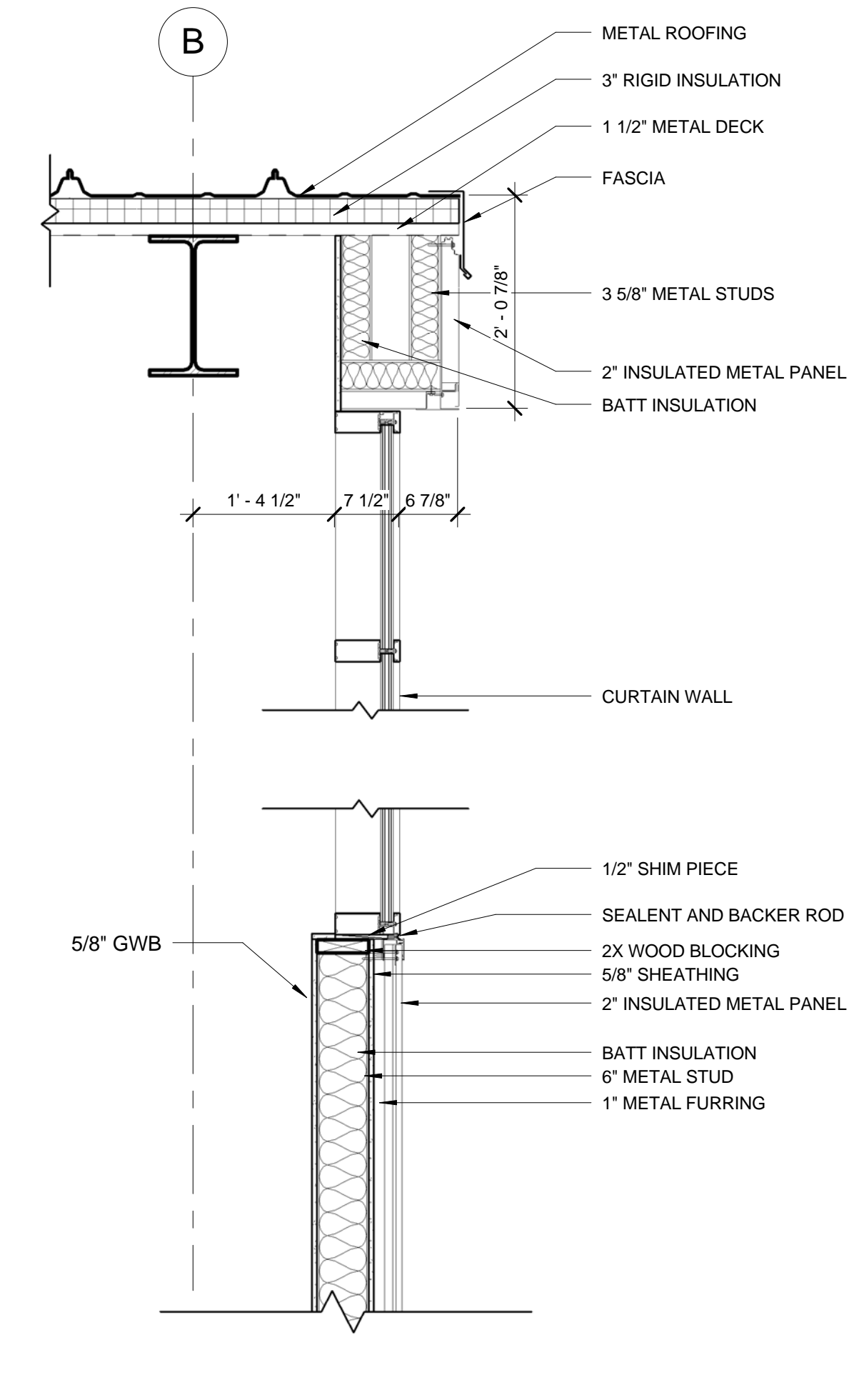
3 WALL SECTION
3/4" = 1'-0"



4 WALL SECTION
3/4" = 1'-0"







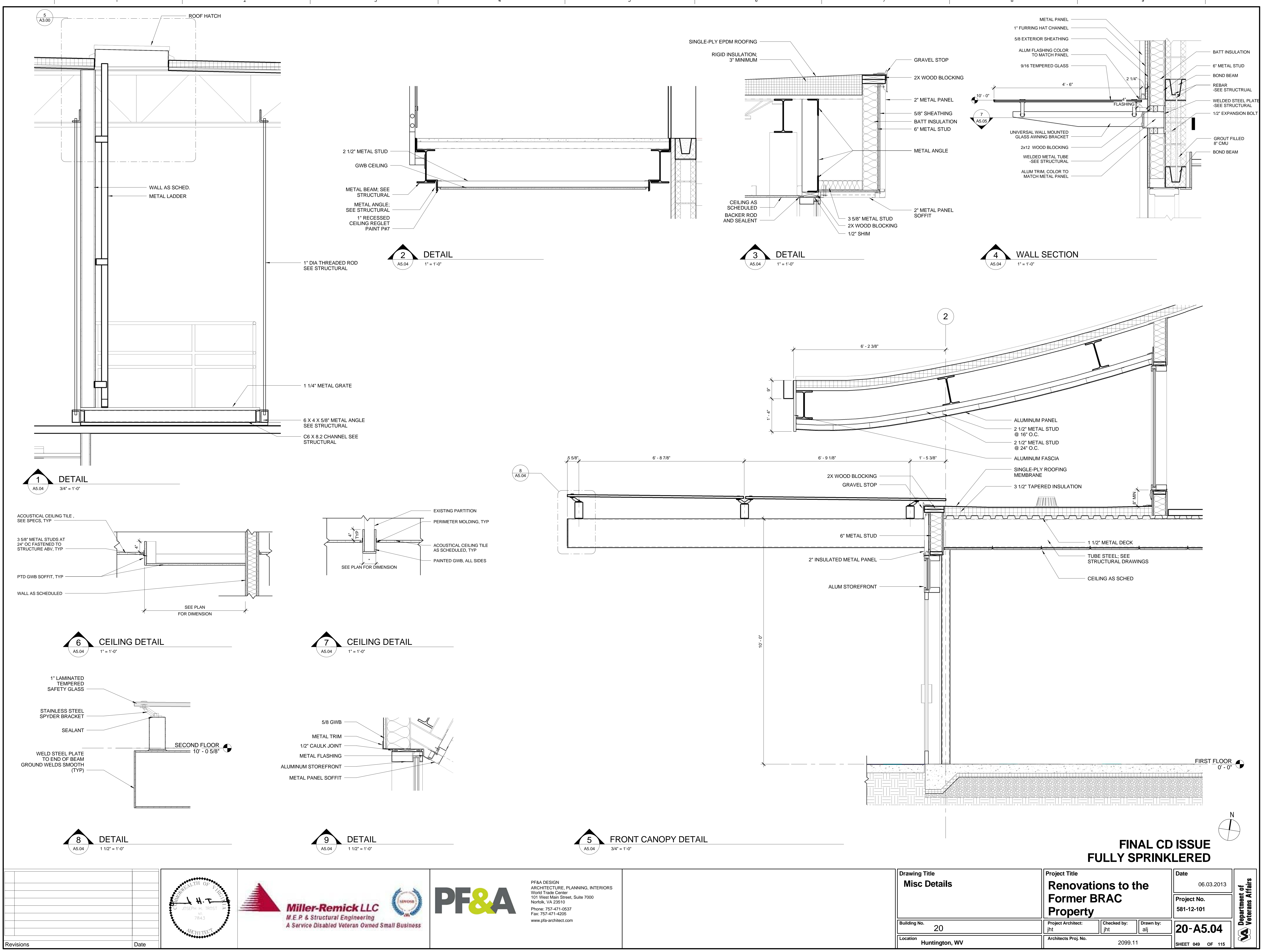
5 WALL SECTION
3/4" = 1'-0"



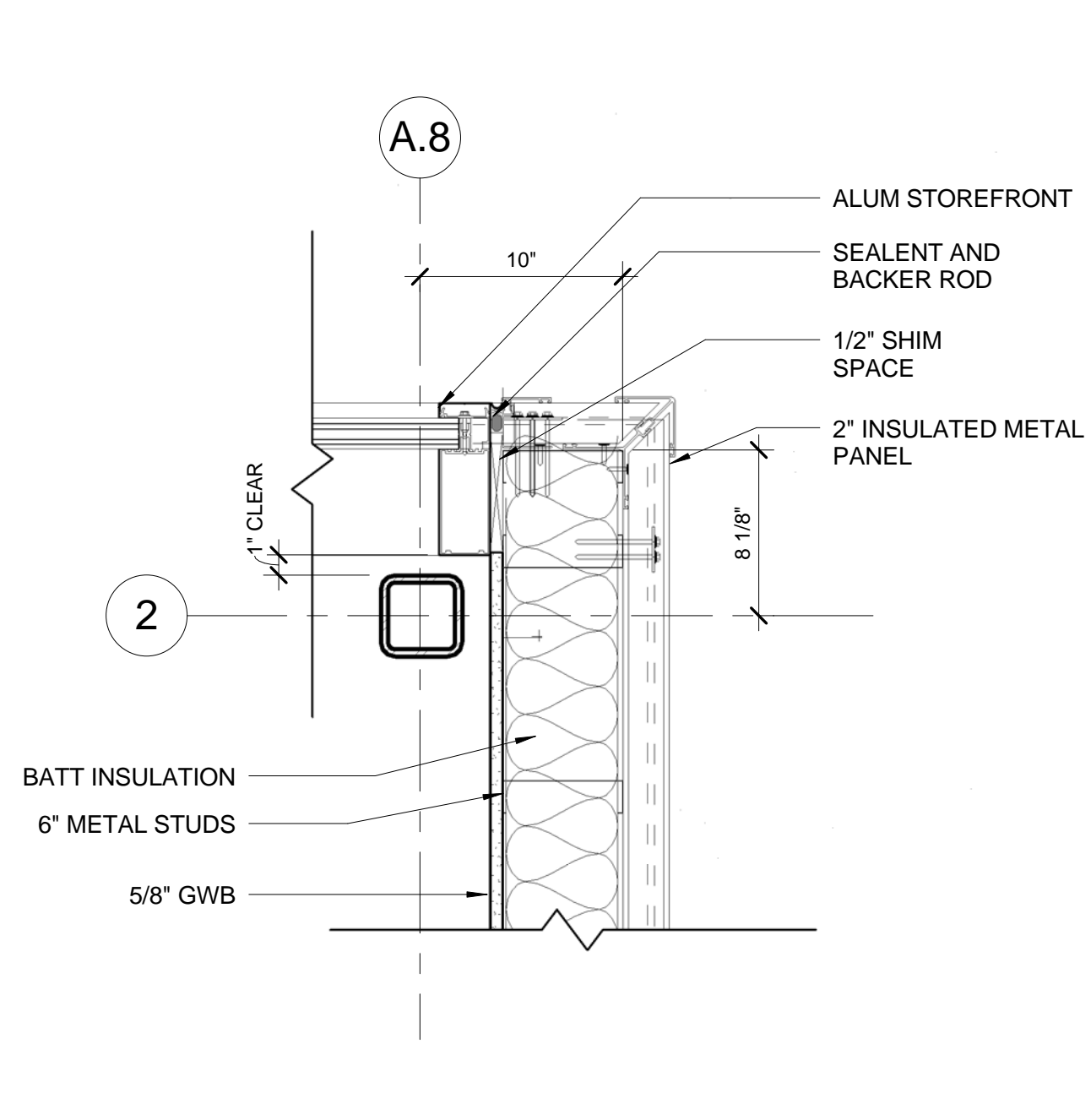
6 WALL SECTION
3/4" = 1'-0"

FINAL CD ISSUE
FULLY SPRINKLERED

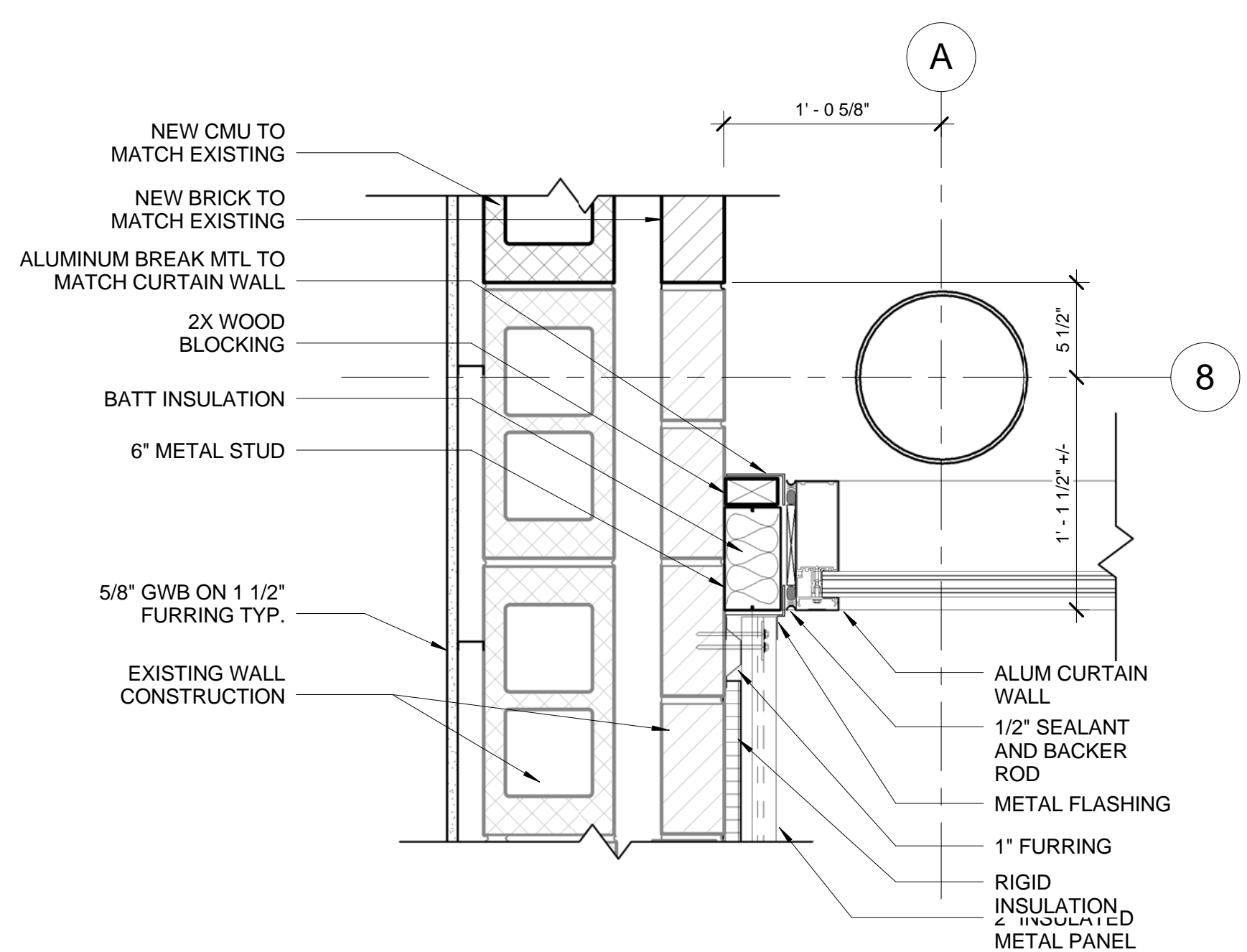
   PF&A DESIGN ARCHITECTURE, PLANNING, INTERIORS World Trade Center 101 West Main Street, Suite 7000 Norfolk, VA 23510 Phone: 757-471-0537 Fax: 757-471-4205 www.pfa-architect.com	Drawing Title Wall Sections	Project Title Renovations to the Former BRAC Property	Date 06.03.2013			
	Building No. 20	Project Architect: jht	Checked by: jht		Drawn by: alj	Project No. 581-12-101
	Location Huntington, WV	Architects Proj. No. 2099.11			SHEET 048 OF 115	



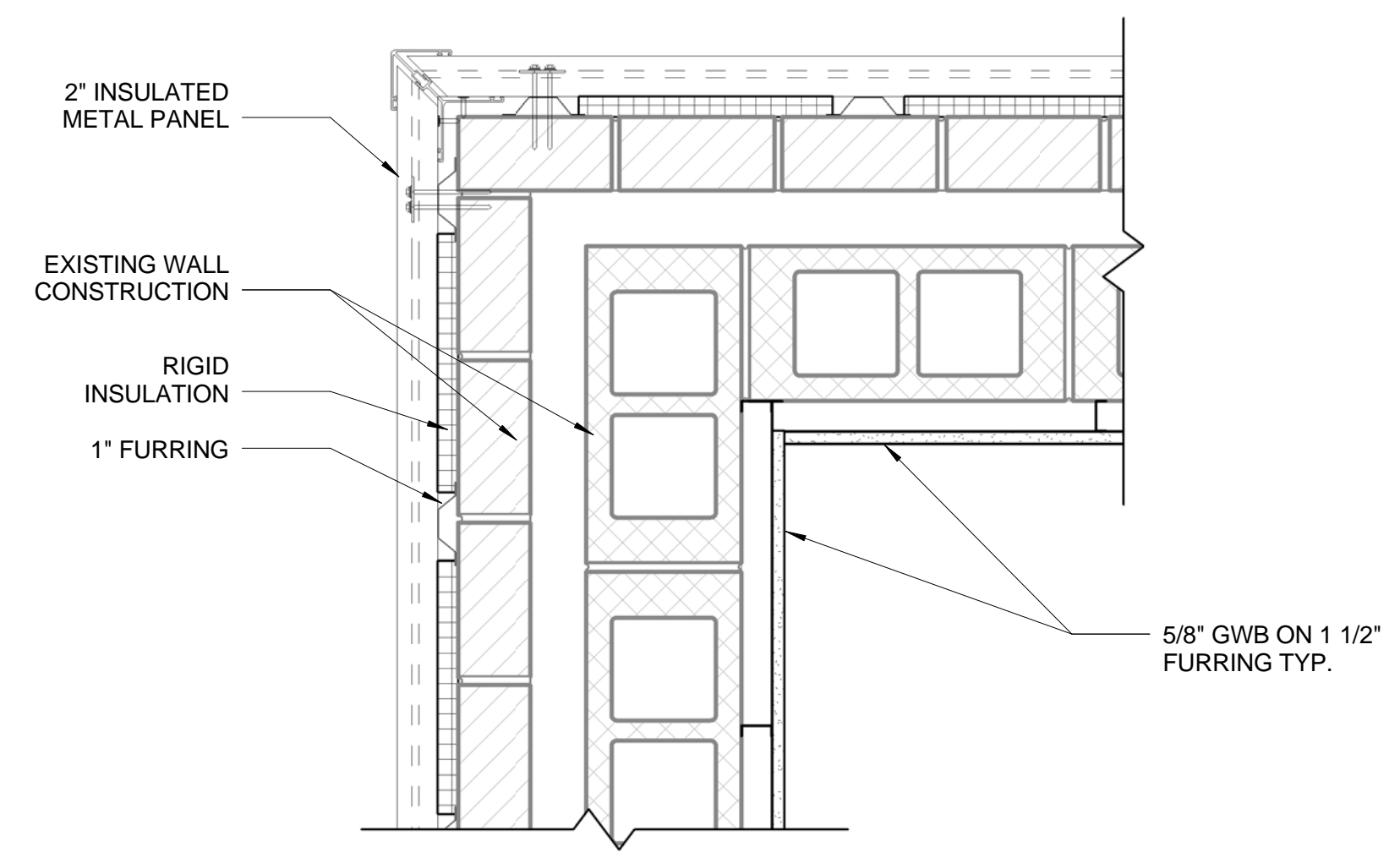
three inches = one foot
one and one-half inches = one foot
one inch = one foot
three-quarters inch = one foot
one-half inch = one foot
three-eighths inch = one foot
one-quarter inch = one foot
one-eighth inch = one foot



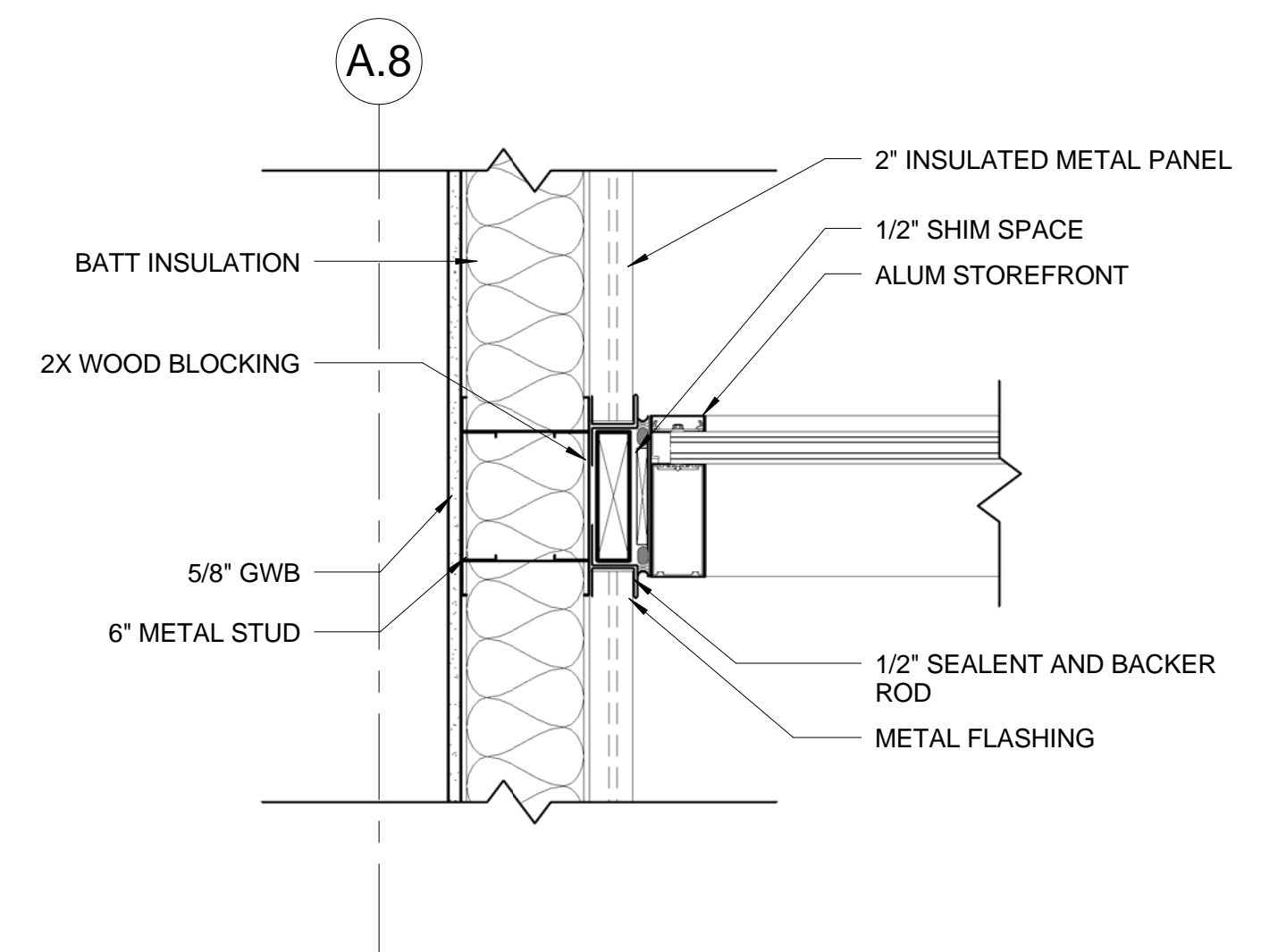
1 PLAN DETAIL
A5.05 1 1/2" = 1'-0"



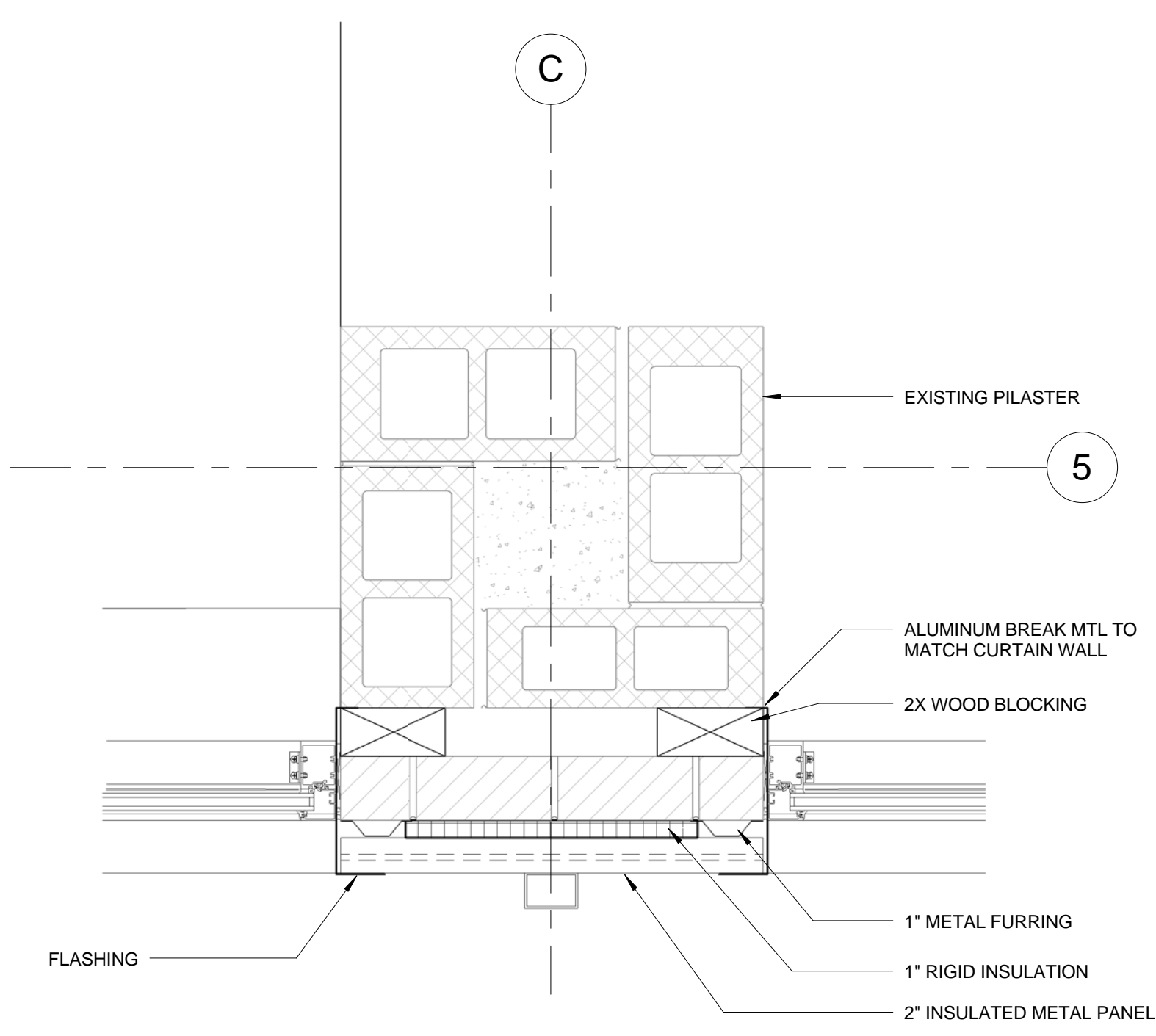
2 PLAN DETAIL
A5.05 1 1/2" = 1'-0"



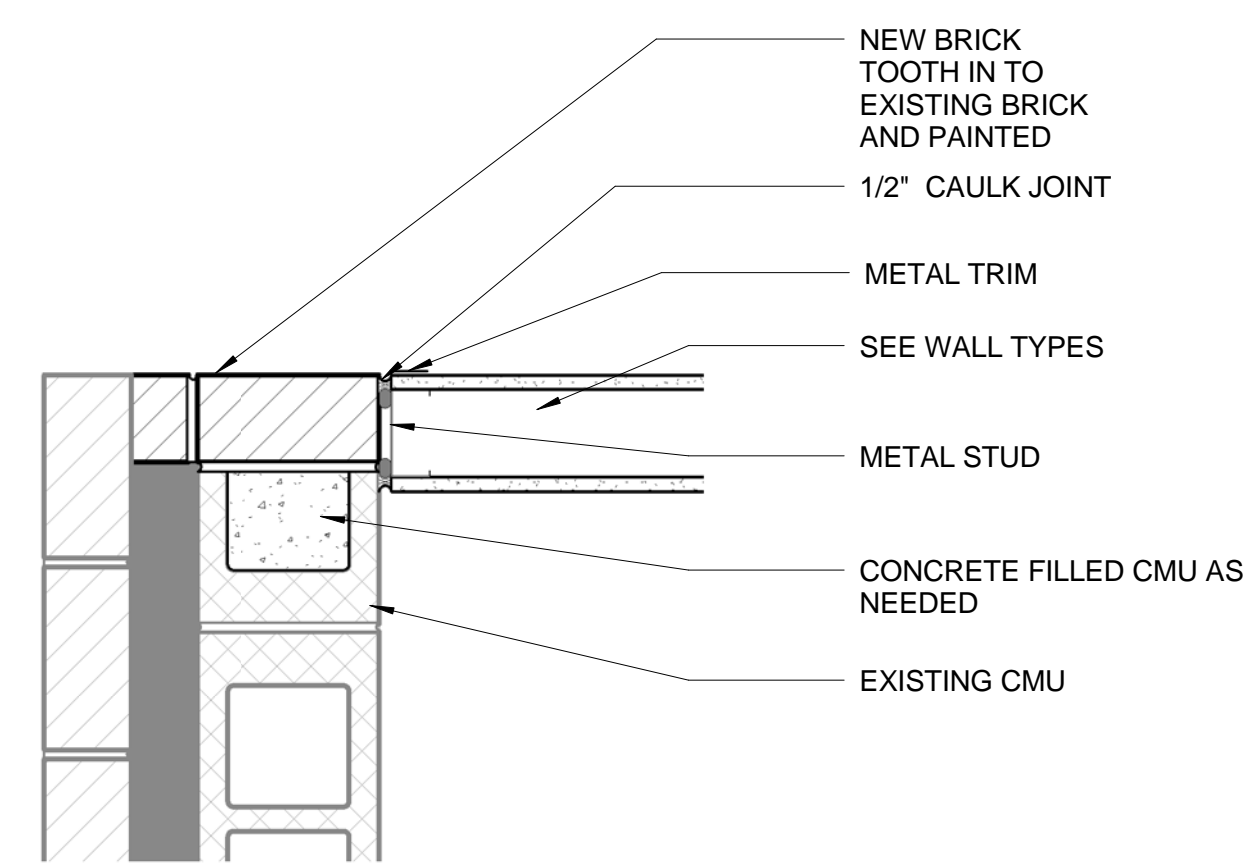
3 PLAN DETAIL
A5.05 1 1/2" = 1'-0"



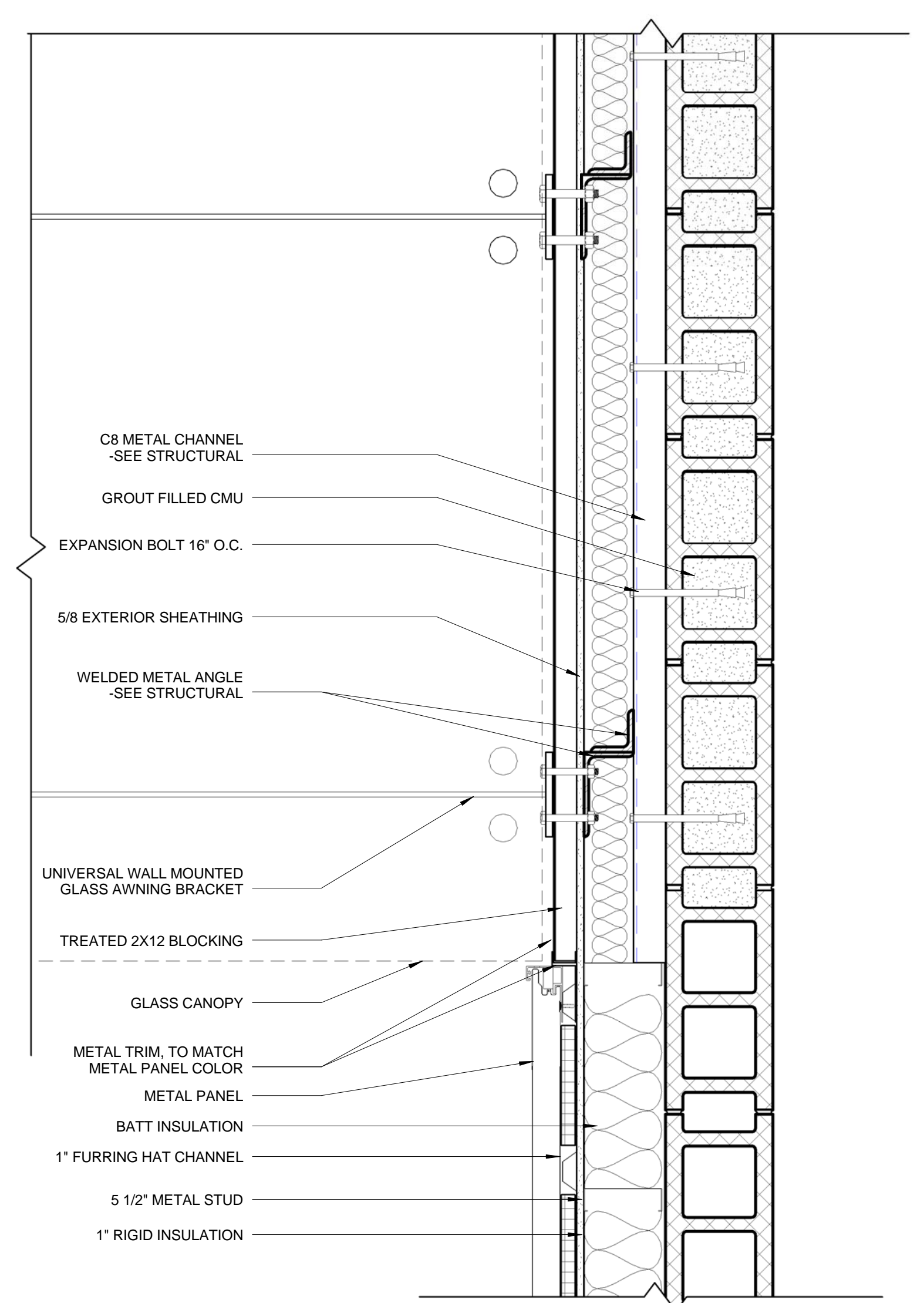
4 PLAN DETAIL
A5.05 1 1/2" = 1'-0"



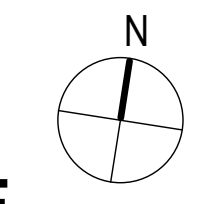
5 PLAN DETAIL
A5.05 1 1/2" = 1'-0"



6 PLAN DETAIL
A5.05 1 1/2" = 1'-0"




7 AT BACK CANOPY
A5.05 1 1/2" = 1'-0"



FINAL CD ISSUE
FULLY SPRINKLERED

Revisions	Date



Miller-Remick LLC
M.E.P. & Structural Engineering
A Service Disabled Veteran Owned Small Business

PF&A
PF&A DESIGN
ARCHITECTURE, PLANNING, INTERIORS
World Trade Center
101 West Main Street, Suite 7000
Norfolk, VA 23510
Phone: 757-471-0537
Fax: 757-471-4205
www.pfa-architect.com

Drawing Title	Plan Details
Building No.	20
Location	Huntington, WV

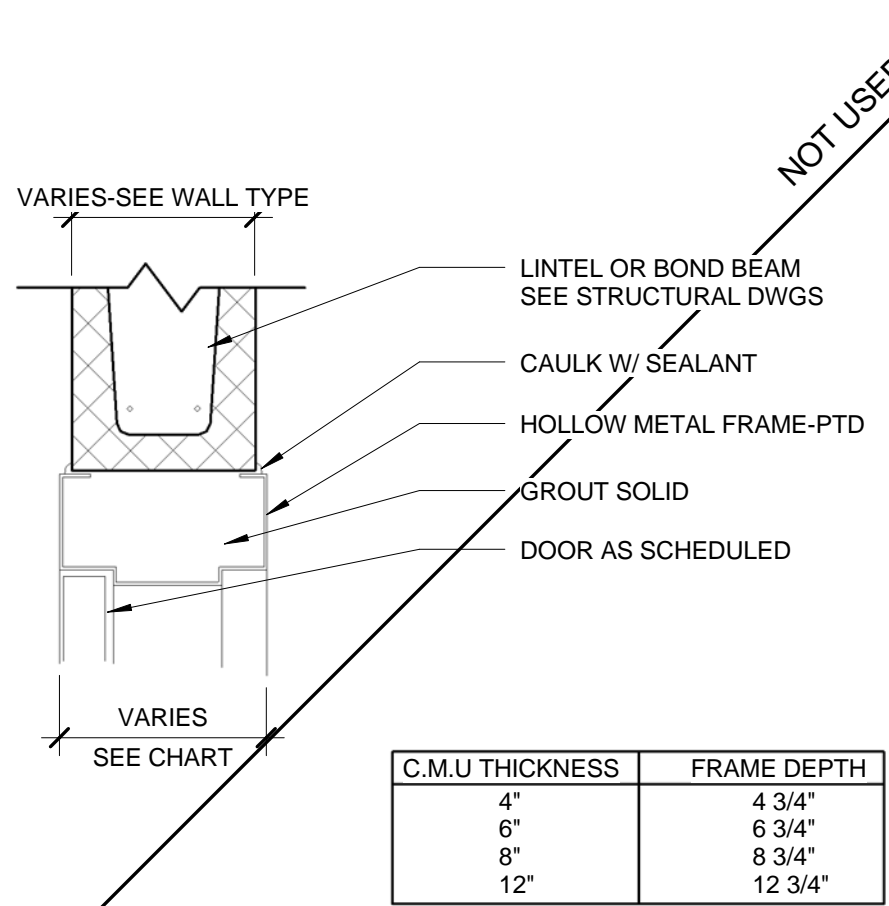
Project Title	Renovations to the Former BRAC Property
Project Architect:	jht
Checked by:	jht
Drawn by:	alj
Architects Proj. No.	2099.11

Date	06.03.2013
Project No.	581-12-101
SHEET	050 OF 115

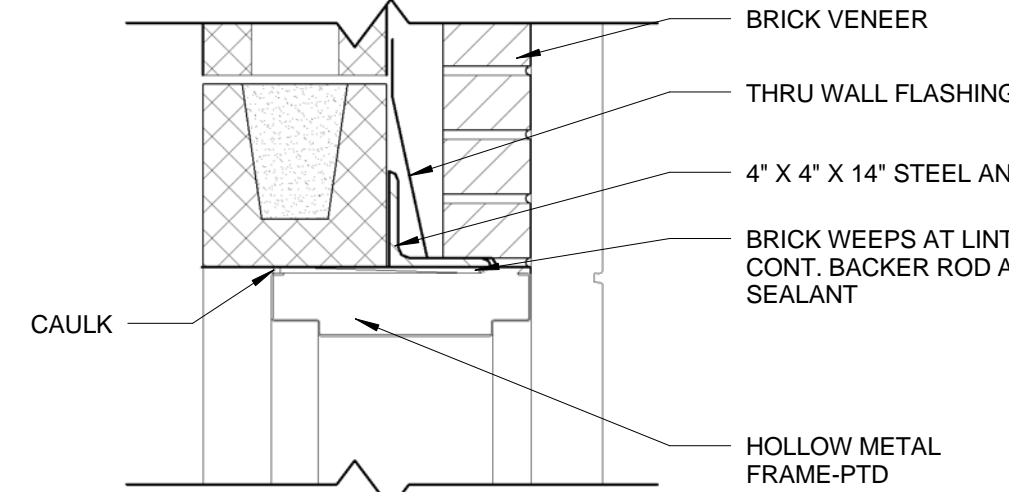


DOOR SCHEDULE											
NUMBER	TYPE	DOOR WIDTH	DOOR HEIGHT	THICKNESS	FRAME TYPE	HEAD	JAMB	FRAME SILL	FIRE RATING	HARDWARE	REMARKS
FIRST FLOOR											
20100A	FVD	6'-0"	7'-0"	0'-1 3/4"	---	---	---	10/A6.0	---	HW-SH-1	
20100B	FVD	6'-0"	7'-0"	0'-1 3/4"	---	---	---	---	---	HW-SA	
20102	FV	3'-0"	7'-0"	0'-1 3/4"	---	---	---	---	---	HW-SA-1	
20104	F	3'-0"	7'-0"	0'-1 3/4"	1	3/A6.0	5/A6.0	---	---	HW-1	
20105	F	3'-0"	7'-0"	0'-1 3/4"	1	3/A6.0	5/A6.0	---	---	HW-1	
20110	F	3'-0"	7'-0"	0'-1 3/4"	1	3/A6.0	5/A6.0	12/A6.0	---	HW-SH-3G	
20111	F	3'-0"	7'-0"	0'-1 3/4"	1	3/A6.0	5/A6.0	---	---	HW-3E	
20112	F	3'-0"	7'-0"	0'-1 3/4"	1	3/A6.0	5/A6.0	---	---	HW-3E	
20113	F	3'-0"	7'-0"	0'-1 3/4"	1	3/A6.0	5/A6.0	---	---	HW-3E	
20114	F	3'-0"	7'-0"	0'-1 3/4"	1	3/A6.0	5/A6.0	---	---	HW-3E	
20115	F	3'-0"	7'-0"	0'-1 3/4"	1	3/A6.0	5/A6.0	---	---	HW-3E	
20116	F	3'-0"	7'-0"	0'-1 3/4"	1	3/A6.0	5/A6.0	---	---	HW-3E	
20117	F	3'-0"	7'-0"	0'-1 3/4"	1	3/A6.0	5/A6.0	---	---	HW-3E	
20118	F	3'-0"	7'-0"	0'-1 3/4"	1	3/A6.0	5/A6.0	---	---	HW-3E	
20120	F	3'-0"	7'-0"	0'-1 3/4"	1	3/A6.0	5/A6.0	12/A6.0	---	HW-SH-3G	
20120C	FV	3'-0"	7'-0"	0'-1 3/4"	---	---	---	9/A6.0	---	HW-SH-1A	
20121	F	3'-0"	7'-0"	0'-1 3/4"	1	4/A6.0 SIM	8/A6.0 SIM	11/A6.0	---	HW-5D	
20122	F	3'-0"	7'-0"	0'-1 3/4"	1	4/A6.0 SIM	8/A6.0 SIM	11/A6.0	---	HW-5D	
20123	F	3'-0"	7'-0"	0'-1 3/4"	1	4/A6.0 SIM	8/A6.0 SIM	11/A6.0	3/4 HR	HW-SH-3	
20124	F	3'-0"	7'-0"	0'-1 3/4"	1	4/A6.0 SIM	8/A6.0 SIM	---	---	---	
20125A	FNV	3'-0"	7'-0"	0'-1 3/4"	1	3/A6.0	5/A6.0	12/A6.0	---	HW-SH-3G	
20125B	FNV	3'-0"	7'-0"	0'-1 3/4"	1	4/A6.0	8/A6.0	---	---	HW-3E	
20126	F	3'-0"	7'-0"	0'-1 3/4"	1	4/A6.0	8/A6.0	13/A6.0	---	HW-3E	
20127A	F	3'-0"	7'-0"	0'-1 3/4"	1	3/A6.0	5/A6.0	---	---	HW-3E	
20127B	F	3'-0"	7'-0"	0'-1 3/4"	1	4/A6.0	8/A6.0	---	---	HW-3E	
20128	F	3'-0"	7'-0"	0'-1 3/4"	1	3/A6.0	5/A6.0	---	---	HW-3E	
20129	F	3'-0"	7'-0"	0'-1 3/4"	1	3/A6.0	5/A6.0	---	---	HW-3E	
20130	F	3'-0"	7'-0"	0'-1 3/4"	1	3/A6.0	5/A6.0	---	---	HW-3E	
20131	F	3'-0"	7'-0"	0'-1 3/4"	1	3/A6.0	5/A6.0	---	---	HW-3E	
20132	F	3'-0"	7'-0"	0'-1 3/4"	1	3/A6.0	5/A6.0	---	---	HW-3E	
20133	F	3'-0"	7'-0"	0'-1 3/4"	1	3/A6.0	5/A6.0	---	---	HW-3E	
20134	F	3'-0"	7'-0"	0'-1 3/4"	1	3/A6.0	5/A6.0	11/A6.0	---	HW-5D	
20160A	FM	4'-0"	7'-0"	0'-1 3/4"	2	2/A6.0	6/A6.0	9/A6.0	---	HW-SH-4B	
20160B	F	4'-0"	7'-0"	0'-1 3/4"	1	3/A6.0	5/A6.0	---	---	HW-6F	
20162	FDU	6'-0"	7'-0"	0'-1 3/4"	1	3/A6.0	5/A6.0	10/A6.0	---	HW-SH-9	
20163	FDU	6'-0"	7'-0"	0'-1 3/4"	1	3/A6.0	5/A6.0	13/A6.0	---	HW-SH-9	
20165	FDU	6'-0"	7'-0"	0'-1 3/4"	1	3/A6.0	5/A6.0	10/A6.0	---	HW-SH-9	
20166	F	3'-0"	7'-0"	0'-1 3/4"	1	3/A6.0	5/A6.0	13/A6.0	---	HW-3E	
20167	F	3'-0"	7'-0"	0'-1 3/4"	1	3/A6.0	5/A6.0	13/A6.0	---	HW-5D	
20168	F	3'-0"	7'-0"	0'-1 3/4"	1	3/A6.0	5/A6.0	10/A6.0	---	HW-5D	
20169	F	3'-0"	7'-0"	0'-1 3/4"	1	3/A6.0	5/A6.0	10/A6.0	3/4 HR	HW-SH-9	
20170	FDU	6'-0"	7'-0"	0'-1 3/4"	1	3/A6.0	5/A6.0	10/A6.0	---	HW-SH-9	
20171	F	3'-0"	7'-0"	0'-1 3/4"	1	3/A6.0	5/A6.0	11/A6.0	---	HW-5D	
20172	F	3'-0"	7'-0"	0'-1 3/4"	1	3/A6.0	5/A6.0	11/A6.0	---	HW-5D	
20173	F	3'-0"	7'-0"	0'-1 3/4"	1	3/A6.0	5/A6.0	12/A6.0	---	HW-2	
20174	F	3'-0"	7'-0"	0'-1 3/4"	1	3/A6.0	5/A6.0	13/A6.0	---	HW-3E	
20175	F	3'-0"	7'-0"	0'-1 3/4"	1	3/A6.0	5/A6.0	13/A6.0	---	HW-3E	
20176	F	3'-0"	7'-0"	0'-1 3/4"	1	3/A6.0	5/A6.0	13/A6.0	---	HW-3E	
20177	F	3'-0"	7'-0"	0'-1 3/4"	1	3/A6.0	5/A6.0	13/A6.0	---	HW-3E	
20178	F	3'-0"	7'-0"	0'-1 3/4"	1	3/A6.0	5/A6.0	13/A6.0	---	HW-3E	
20179	F	3'-0"	7'-0"	0'-1 3/4"	1	3/A6.0	5/A6.0	13/A6.0	---	HW-3E	
20181	FM	3'-0"	7'-0"	0'-1 3/4"	2	2/A6.0	6/A6.0	---	---	HW-E3	
20184	FM	3'-0"	7'-0"	0'-1 3/4"	2	2/A6.0	6/A6.0	9/A6.0	---	HW-E9	
20185	FM	3'-0"	7'-0"	0'-1 3/4"	2	2/A6.0	6/A6.0	13/A6.0	---	HW-E3	
SECOND FLOOR											
20107	F	3'-0"	7'-0"	0'-1 3/4"	2	2/A6.0 SIM	6/A6.0 SIM	12/A6.0 SIM	---	HW-5D	
20225	F	3'-0"	7'-0"	0'-1 3/4"	1	3/A6.0	5/A6.0	---	---	HW-1A	
20226	F	3'-0"	7'-0"	0'-1 3/4"	1	4/A6.0 SIM	8/A6.0 SIM	---	---	HW-5D	
20228	F	3'-0"	7'-0"	0'-1 3/4"	1	3/A6.0	5/A6.0	---	---	HW-3E	
20229	F	3'-0"	7'-0"	0'-1 3/4"	1	3/A6.0	5/A6.0	---	---	HW-3E	
20231	F	3'-0"	7'-0"	0'-1 3/4"	1	3/A6.0	5/A6.0	---	---	HW-3E	
20232	F	3'-0"	7'-0"	0'-1 3/4"	1	3/A6.0	5/A6.0	---	---	HW-3E	
20234	F	3'-0"	7'-0"	0'-1 3/4"	1	4/A6.0	8/A6.0	---	---	HW-3E	
20235	F	3'-0"	7'-0"	0'-1 3/4"	1	4/A6.0	8/A6.0	---	---	HW-3E	
20236	F	3'-0"	7'-0"	0'-1 3/4"	1	3/A6.0	5/A6.0	---	---	HW-3E	
20237	F	3'-6"	8'-0"	0'-1 3/4"	1	3/A6.0	5/A6.0	11/A6.0	3/4 HR	HW-SH-3	
20238	F	3'-0"	7'-0"	0'-1 3/4"	1	3/A6.0	5/A6.0	---	---	HW-3E	
20239	F	3'-0"	7'-0"	0'-1 3/4"	1	3/A6.0	5/A6.0	---	---	HW-3E	
20241	F	3'-0"	7'-0"	0'-1 3/4"	1	3/A6.0	5/A6.0	12/A6.0	---	HW-5D	
20243	F	3'-0"	7'-0"	0'-1 3/4"	1	3/A6.0	5/A6.0	12/A6.0	3/4 HR	HW-SH-3	
20244	F	3'-0"	7'-0"	0'-1 3/4"	1	3/A6.0	5/A6.0	---	---	HW-3E	
20246	F	3'-0"	7'-0"	0'-1 3/4"	1	3/A6.0	5/A6.0	---	---	HW-3E	
20247	F	3'-0"	7'-0"	0'-1 3/4"	1	3/A6.0	5/A6.0	---	---	HW-3E	
20248	F	3'-0"	7'-0"	0'-1 3/4"	1	3/A6.0	5/A6.0	---	---	HW-3E	
20249	F	3'-0"	7'-0"	0'-1 3/4"	1	3/A6.0	5/A6.0	---	---	HW-3E	
20250	F	3'-0"	7'-0"	0'-1 3/4"	1	3/A6.0	5/A6.0	---	---	HW-3E	
20251	FNV	3'-0"	7'-0"	0'-1 3/4"	1	3/A6.0	5/A6.0	13/A6.0	1 HR	HW-1B	
20252	F	3'-0"	7'-0"	0'-1 3/4"	1	4/A6.0	8/A6.0	---	---	HW-3E	
20253	F	3'-0"	7'-0"	0'-1 3/4"	1	3/A6.0	5/A6.0	---	---	HW-3E	
20254	F	3'-0"	7'-0"	0'-1 3/4"	1	3/A6.0	5/A6.0	---	---	HW-3E	
20255	F	3'-0"	7'-0"	0'-1 3/4"	1	3/A6.0	5/A6.0	---	---	HW-3E	
20256	F	3'-0"	7'-0"	0'-1 3/4"	1	3/A6.0	5/A6.0	---	---	HW-3E	
20258	F	3'-0"	7'-0"	0'-1 3/4"	1	3/A6.0	5/A6.0	---	---	HW-3E	
20259	F	3'-0"	7'-0"	0'-1 3/4"	1	3/A6.0	5/A6.0	---	---	HW-3E	
20260	F	3'-0"	7'-0"	0'-1 3/4"	1	4/A6.0 SIM	8/A6.0 SIM	11/A6.0	---	HW-5D	
20261	F	3'-0"	7'-0"	0'-1 3/4"	1	3/A6.0	5/A6.0	---	---	HW-1	
20262	F	3'-0"	7'-0"	0'-1 3/4"	1	3/A6.0	5/A6.0	---	---	HW-1	
20277	F	3'-0"	7'-0"	0'-1 3/4"	1	3/A6.0	5/A6.0	---	---	HW-SH-3G	
20278	F	3'-6"	7'-0"	0'-1 3/4"	1	3/A6.0	5/A6.0	---	---	HW-SH-3G	

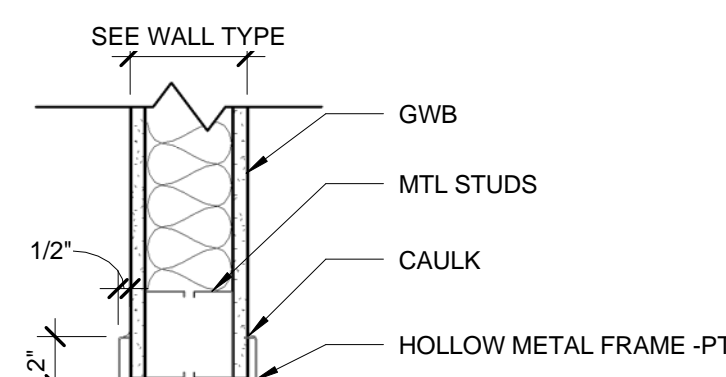
1 HEAD DETAIL
1 1/2" = 1'-0"



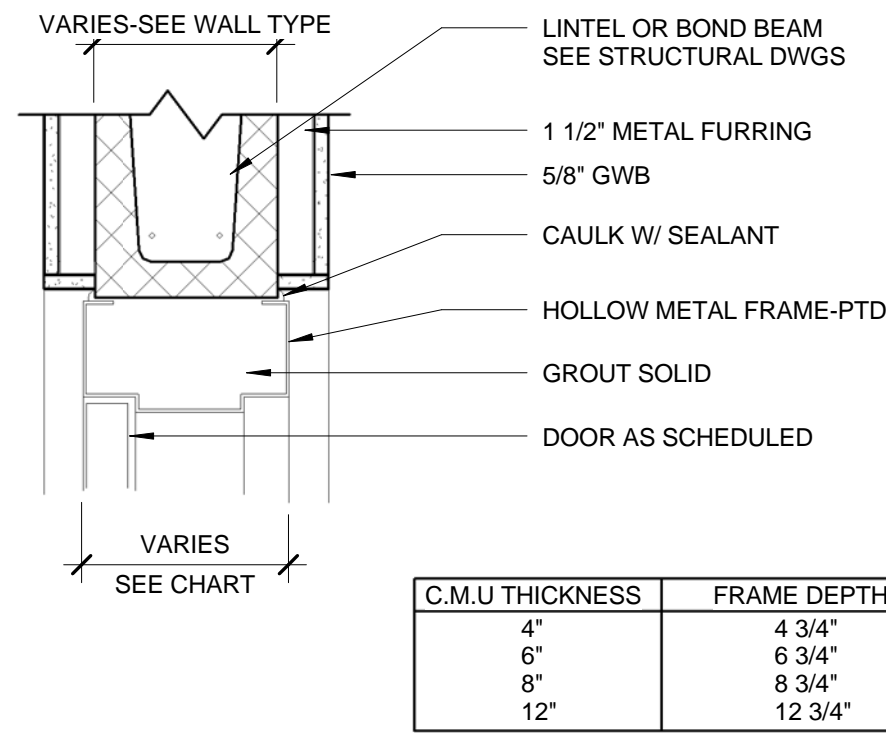
2 HEAD DETAIL
1 1/2" = 1'-0"



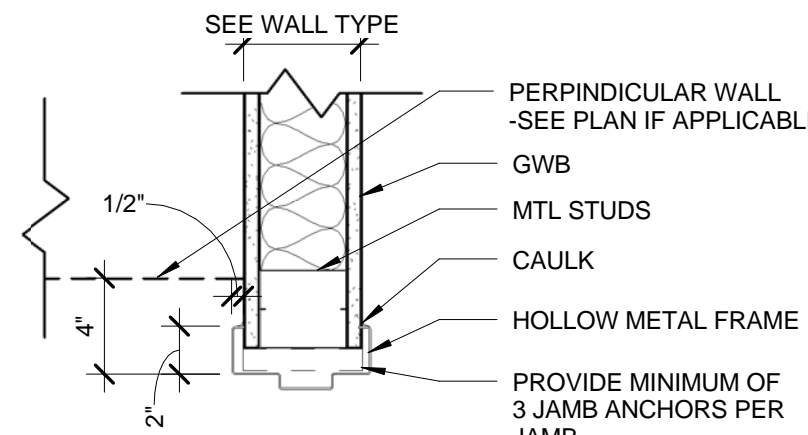
3 HEAD DETAIL
1 1/2" = 1'-0"



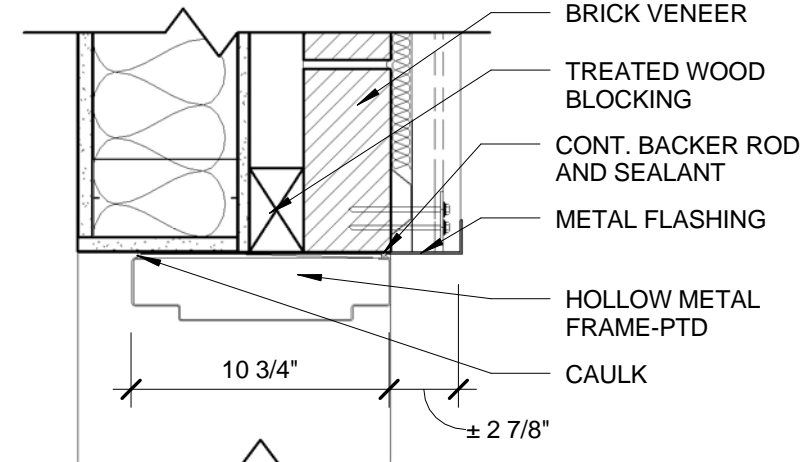
4 HEAD DETAIL
1 1/2" = 1'-0"



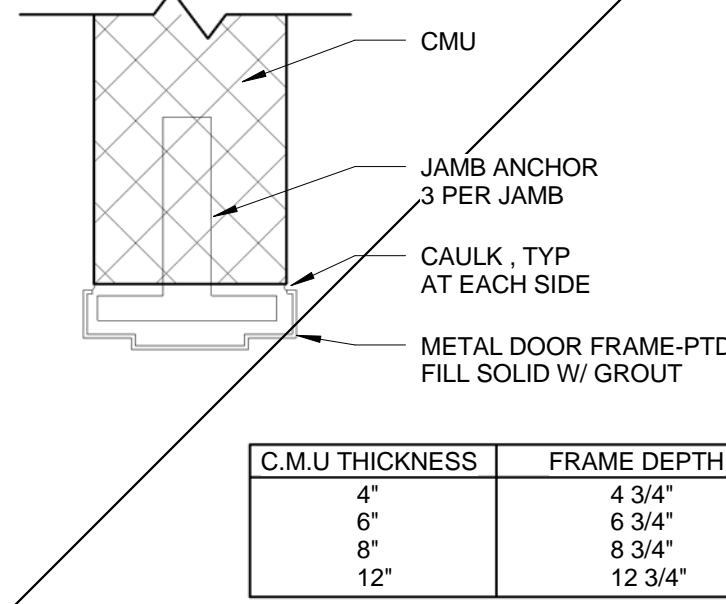
5 JAMB DETAIL
1 1/2" = 1'-0"



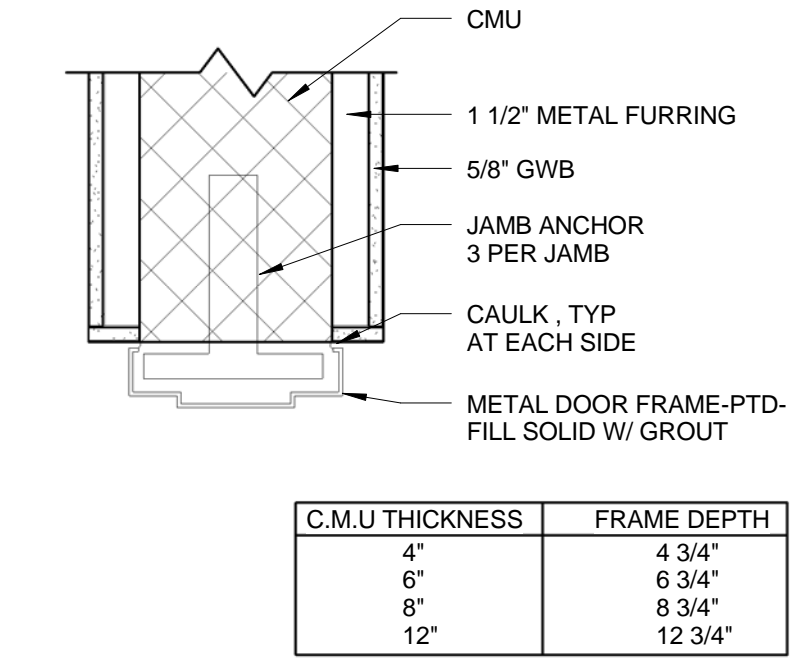
6 JAMB DETAIL
1 1/2" = 1'-0"



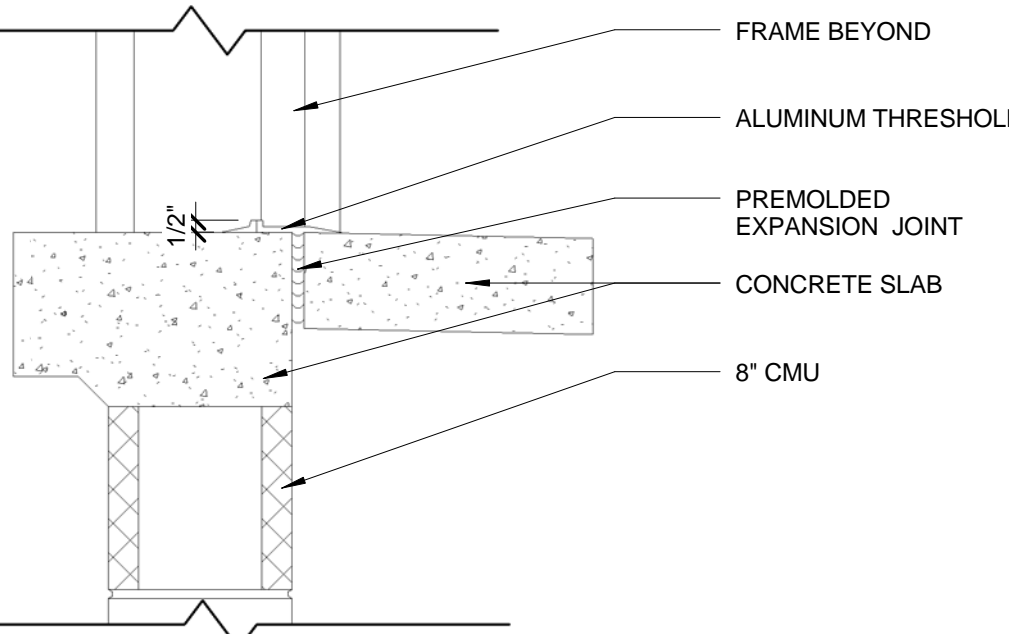
7 JAMB DETAIL
1 1/2" = 1'-0"




8 JAMB DETAIL
1 1/2" = 1'-0"



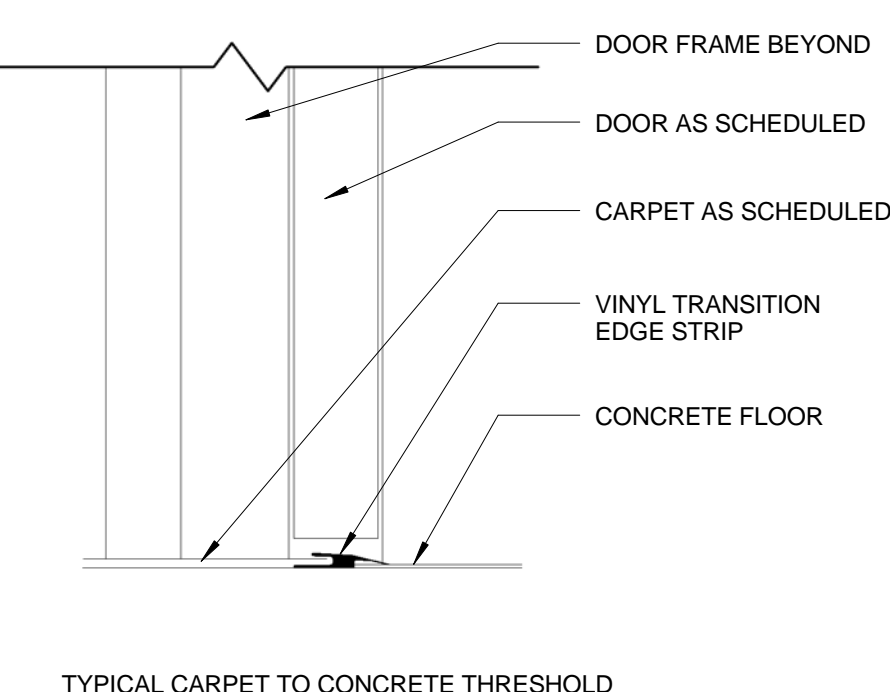
9 SILL DETAIL
1 1/2" = 1'-0"



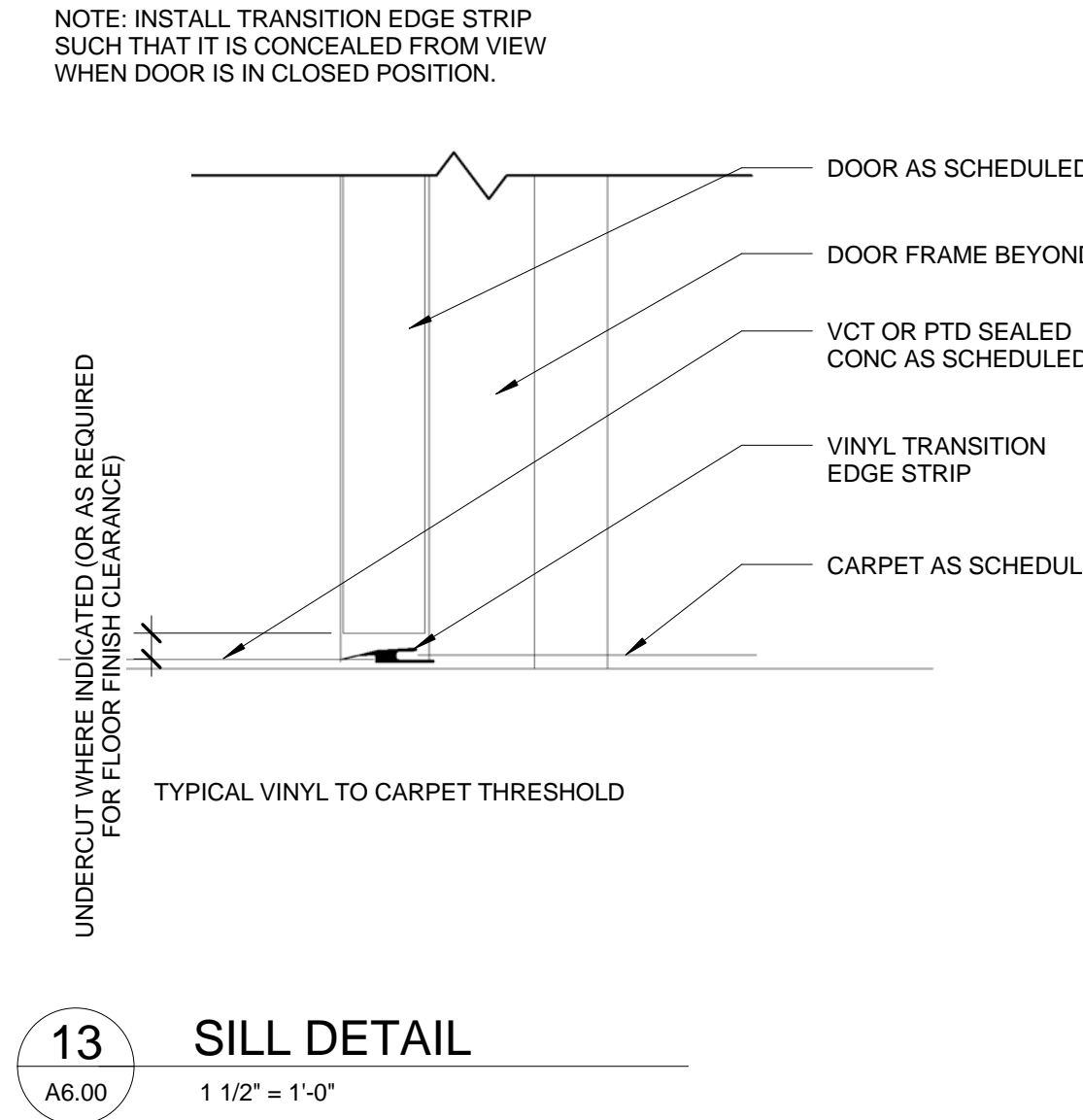
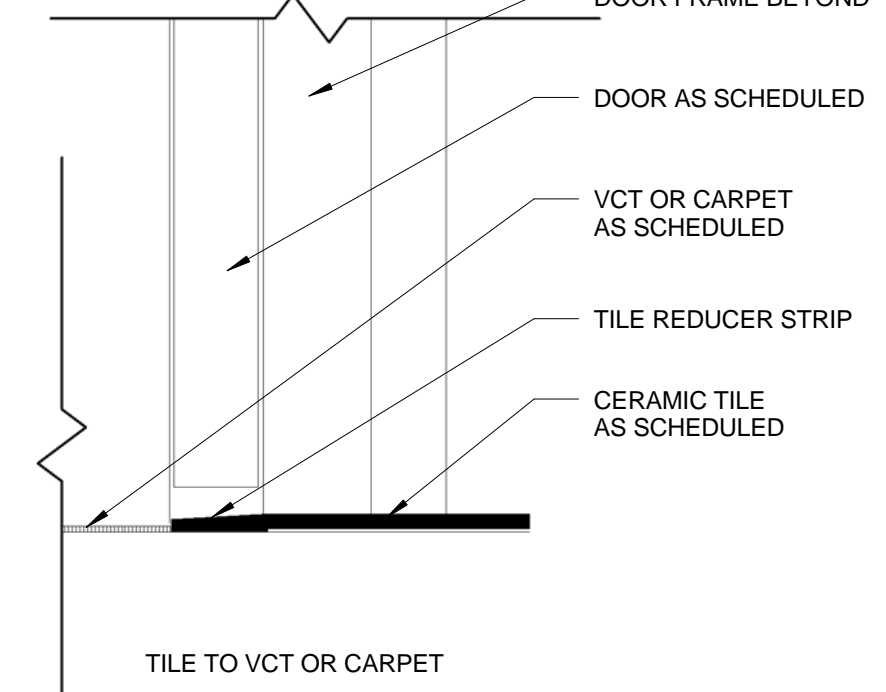
10 SILL DETAIL
1 1/2" = 1'-0"



11 SILL DETAIL
1 1/2" = 1'-0"



12 SILL DETAIL
1 1/2" = 1'-0"



DOOR TYPES			
F FLUSH SOLID CORE WOOD	FNV FLUSH NARROW VISION GLASS	FVD ALUM / FULL VISION GLASS	FV ALUM / FULL VISION GLASS

FRAME TYPES	
1	2

Revisions

Date

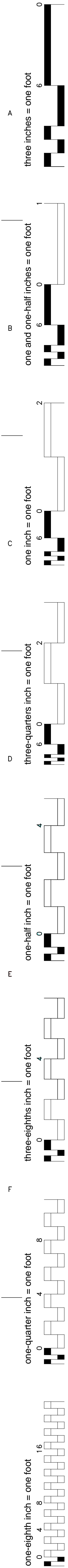
Miller-Remick LLC
M.E.P. & Structural Engineering
A Service Disabled Veteran Owned Small Business

PF&A DESIGN
ARCHITECTURE, PLANNING, INTERIORS
World Trade Center
101 West Main Street, Suite 7000
Norfolk, VA 23510
Phone: 757-471-0537
Fax: 757-471-4205
www.pfa-architect.com

Drawing Title	Door Schedule and Details		
Project Title	Renovations to the Former BRAC Property		
Date	06.03.2013		
Project No.	581-12-101		
Building No.	20	Project Architect: jht	Checked by: jht
Location	Huntington, WV	Drawn by: alj	
Architects Proj. No.	2099.11		

SHEET 051 OF 115

Department of Veterans Affairs



FINISH SCHEDULE												
NUMBER	ROOM NAME	FLOOR		BASE		WALL		CEILING		REMARKS		
		MTL	COLOR	MTL	COLOR	MTL	COLOR	MTL	COLOR		HEIGHT	
FIRST FLOOR												
20100	ENTRY VESTIBULE	MAT	MAT #1	RB	RB #2	PTD GWB	P #1	AT	AT #1	8'-0"	---	---
20101	LOBBY	PT	PT #1	PT	PT #3	PTD GWB	P #3.6	PTD GWB	P #5	---	---	1.3.5
20102	DINING/ BREAK ROOM	PT	PT #1	PT	PT #3	PTD GWB	P #3.6	AT	AT #1	---	---	1.3
20103	ENTRY COORIDOR	PT	PT #1	PT	PT #3	PTD GWB	P #1.6	AT	AT #1	8'-0"	---	1.3
20104	TOILET ROOM	PT	PT #1	PT	PT #3	PT/PTD GWB	PT #2/ P #3	PTD GWB/AT	P #1/ AT #1	8'-0"	---	1.2,4
20105	TOILET ROOM	PT	PT #1	PT	PT #3	CT/PTD GWB	PT #2/ P #3	PTD GWB/AT	P #1/ AT #1	8'-0"	---	1.2,4
20106	CORRIDOR	PT	PT #1	PT	PT #3	PTD GWB	P #1	AT	AT #1	8'-0"	---	---
20110	CORRIDOR	CPT	CPT #2	RB	RB #1	PTD GWB	P #1.5	AT	AT #1	8'-0"	---	---
20111	MRT CODER	CPT	CPT #1	RB	RB #1	PTD GWB	P #1.5	AT	AT #1	8'-0"	---	---
20112	MRT CODER	CPT	CPT #1	RB	RB #1	PTD GWB	P #1.5	AT	AT #1	8'-0"	---	3
20113	MRT CODER	CPT	CPT #1	RB	RB #1	PTD GWB	P #1.5	AT	AT #1	8'-0"	---	3
20114	MRT CODER	CPT	CPT #1	RB	RB #1	PTD GWB	P #1.5	AT	AT #1	8'-0"	---	3
20115	MRT CODER	CPT	CPT #1	RB	RB #1	PTD GWB	P #1.5	AT	AT #1	8'-0"	---	3
20116	MRT CODER	CPT	CPT #1	RB	RB #1	PTD GWB	P #1.5	AT	AT #1	8'-0"	---	3
20117	MRT CODER	CPT	CPT #1	RB	RB #1	PTD GWB	P #1.5	AT	AT #1	8'-0"	---	3
20118	MRT CODER	CPT	CPT #1	RB	RB #1	PTD GWB	P #1.5	AT	AT #1	8'-0"	---	3
20119	EXIST. CLOSET	SC	---	RB	RB #1	PTD GWB	P #1	P	P #1	---	---	---
20120	CORRIDOR	CPT	CPT #2	RB	RB #1	PTD GWB	P #1	AT	AT #1	8'-0"	---	---
20121	MECH	SC	---	RB	RB #1	PTD GWB	P #1	P	P #1	---	---	---
20122	COMM CLOSET	SC	---	RB	RB #1	PTD GWB	P #1	AT	AT #1	---	---	---
20123	IT CLOSET	SC	---	RB	RB #1	PTD GWB	P #1	AT	AT #1	---	---	---
20124	TELE HEALTH ROOM	CPT	CPT #1	RB	RB #1	PTD GWB	P #1.5	AT	AT #1	8'-6"	---	3
20125	MAJOR ROBERT L. BIAS CONFERENCE ROOM	CPT	CPT #1	RB	RB #1	PTD GWB	P #1.5	PTD GWB/AT	AT #1	VARIES	---	3
20126	BREAK	VCT	VCT #1	RB	RB #1	PTD GWB	P #1.5	AT	AT #1	8'-6"	---	3
20127	REGISTERED NURSE / NURSE PRACTITIONER	CPT	CPT #2	RB	RB #1	PTD GWB	P #1	AT	AT #1	8'-6"	---	---
20128	DIETICIAN	CPT	CPT #1	RB	RB #1	PTD GWB	P #1.5	AT	AT #1	8'-6"	---	3
20129	PSYCHOLOGIST	CPT	CPT #1	RB	RB #1	PTD GWB	P #1.5	AT	AT #1	8'-6"	---	3
20130	REC THERAPIST	CPT	CPT #1	RB	RB #1	PTD GWB	P #1.5	AT	AT #1	8'-6"	---	3
20131	MFH COORDINATOR	CPT	CPT #1	RB	RB #1	PTD GWB	P #1.5	AT	AT #1	8'-6"	---	3
20132	PSA MFH	CPT	CPT #1	RB	RB #1	PTD GWB	P #1.5	AT	AT #1	8'-6"	---	3
20133	HBPC COORD	CPT	CPT #1	RB	RB #1	PTD GWB	P #1.5	AT	AT #1	8'-6"	---	3
20134	CLOSET	SC	---	RB	RB #1	PTD GWB	P #1	AT	AT #1	8'-0"	---	---
20140	VENDING	PT	PT #1	PT	PT #3	PNT	P #1	PNT	AT #1	8'-0"	---	---
20160	VESTIBULE	VCT	VCT #1	RB	RB #1	PTD GWB	P #1	AT	AT #1	8'-0"	---	---
20161	CORRIDOR	VCT	VCT #1	RB	RB #1	PTD GWB	P #1.6	AT	AT #1	8'-0"	---	3
20162	FILE STORAGE ROOM (MAS & HIMS)	SC	---	RB	RB #1	PTD GWB	P #1	P	P #1	---	---	---
20163	MR STORAGE	CPT	CPT #2	RB	RB #1	PTD GWB	P #1	P	P #1	---	---	---
20165	FISCAL FILE STORAGE	SC	---	RB	RB #1	PTD GWB	P #1	AT	AT #1	---	---	---
20166	WORKERS COMP FILE STORAGE	CPT	CPT #2	RB	RB #1	PTD GWB	P #1	AT	AT #1	8'-0"	---	---
20167	STORAGE	SC	---	RB	RB #1	PTD GWB	P #1	AT	AT #1	8'-0"	---	---
20168	CLEAN STORAGE	SC	---	RB	RB #1	PTD GWB	P #1	P	P #1	---	---	---
20169	BIO HAZARD SOILED	SC	---	RB	RB #1	PTD GWB	P #1	P	P #1	---	---	---
20170	RADIOLOGY FILE STORAGE	SC	---	RB	RB #1	PTD GWB	P #1	P	P #1	---	---	---
20171	ELECTRICAL	SC	---	RB	RB #1	PTD GWB	P #1	P	P #1	---	---	---
20172	HAC	SC	---	RB	RB #1	PTD GWB	P #1	P	P #1	---	---	---
20173	TOILET	PT	PT #1	PT	PT #3	PT/PTD GWB	PT #2/ P #3	PTD GWB/AT	P #1/ AT #1	8'-0"	---	1.2,4
20174	VOLUNTARY SERVICES DAV SUPPORT	CPT	CPT #1	RB	RB #1	PTD GWB	P #1	AT	AT #1	8'-0"	---	---
20175	HR VIRTUAL	CPT	CPT #1	RB	RB #1	PTD GWB	P #1.5	AT	AT #1	8'-0"	---	3
20176	HR VIRTUAL	CPT	CPT #1	RB	RB #1	PTD GWB	P #1.5	AT	AT #1	8'-0"	---	3
20177	WORKERS COMPENSATION	CPT	CPT #1	RB	RB #1	PTD GWB	P #1.5	AT	AT #1	8'-0"	---	3
20178	IRM VIRTUAL	CPT	CPT #1	RB	RB #1	PTD GWB	P #1.5	AT	AT #1	8'-0"	---	3
20179	VACO ENGINEER	CPT	CPT #1	RB	RB #1	PTD GWB	P #1.5	AT	AT #1	8'-0"	---	3
20181	SPRINKLER ROOM	SC	---	RB	RB #1	PTD GWB	P #1	P	P #1	---	---	---
20184	STAIR	SC	---	RB	RB #1	PTD GWB	P #1	P	P #1	---	---	---
20185	ELECTRICAL	SC	---	RB	RB #1	PTD GWB	P #1	P	P #1	---	---	---
SECOND FLOOR												
20200	CONNECTOR BRIDGE	PT	PT #1	PT	PT #3	PTD GWB	P #1, 3	P	P #1	---	---	1.3
20201	ROFF ACCESS	CSG	CSG #1	---	---	PTD GWB	P #1	P	P #1	---	---	---
20202	MAIN STAIR	---	---	---	---	PTD GWB/SLT	P #1/SLT #1	P	P #1	---	---	---
20224	VESTIBULE	PT	PT #1	PT	PT #3	PTD GWB	P #1.6	AT	AT #1	8'-6"	---	3
20225	IT GROUP	CPT	CPT #1	RB	RB #1	PTD GWB	P #1.5	AT	AT #1	8'-6"	---	3
20226	HAC	SC	---	RB	RB #1	PTD GWB	P #1	AT	AT #1	---	---	---
20228	LEAD COMP TECH	CPT	CPT #1	RB	RB #1	PTD GWB	P #1.5	AT	AT #1	8'-6"	---	3
20229	ASSISTANT CHIEF OF SERVICE	CPT	CPT #1	RB	RB #1	PTD GWB	P #1.5	AT	AT #1	8'-6"	---	3
20231	COMP TECH	CPT	CPT #1	RB	RB #1	PTD GWB	P #1.5	AT	AT #1	8'-6"	---	3
20232	COMP TECH	CPT	CPT #1	RB	RB #1	PTD GWB	P #1.5	AT	AT #1	8'-6"	---	3
20234	COMP TECH	CPT	CPT #1	RB	RB #1	PTD GWB	P #1.5	AT	AT #1	8'-6"	---	3
20235	COMP TECH	CPT	CPT #1	RB	RB #1	PTD GWB	P #1.5	AT	AT #1	8'-6"	---	3
20236	COMP TECH	CPT	CPT #1	RB	RB #1	PTD GWB	P #1.5	AT	AT #1	8'-6"	---	3
20237	SERVER RM SATELITE SECURE	AF/SC	HPDL	RB	RB #1	PTD GWB	P #1	AT	AT #1	8'-6"	---	6
20238	UNASSIGNED - 3	CPT	CPT #1	RB	RB #1	PTD GWB	P #1	AT	AT #1	8'-6"	---	---
20239	UNASSIGNED - 4	CPT	CPT #1	RB	RB #1	PTD GWB	P #1	AT	AT #1	8'-6"	---	---
20240	CORRIDOR	CPT	CPT #2	RB	RB #1	PTD GWB	P #1	AT	AT #1	---	---	---
20241	COMM	SC	---	RB	RB #1	PTD GWB	P #1	P	P #1	---	---	---
20243	IT	SC	---	RB	RB #1	PTD GWB	P #1	P	P #1	---	---	---
20244	SUPERVISORY ACCOUNTANT	CPT	CPT #1	RB	RB #1	PTD GWB	P #1.5	AT	AT #1	8'-6"	---	3
20246	ACCOUNTANT	CPT	CPT #1	RB	RB #1	PTD GWB	P #1.5	AT	AT #1	8'-6"	---	3
20247	ACCOUNTANT	CPT	CPT #1	RB	RB #1	PTD GWB	P #1.5	AT	AT #1	8'-6"	---	3
20248	ACCOUNTANT	CPT	CPT #1	RB	RB #1	PTD GWB	P #1.5	AT	AT #1	8'-6"	---	3
20249	FINANCIAL ACCOUNTS TECH	CPT	CPT #1	RB	RB #1	PTD GWB	P #1.5	AT	AT #1	8'-6"	---	3
20250	ACCOUNTING TECH	CPT	CPT #1	RB	RB #1	PTD GWB	P #1.5	AT	AT #1	8'-6"	---	3
20251	STAIR	---	---	---	---	PTD GWB	P #1	P	P #1	---	---	---
20252	FILE/AUDIT ROOM	CPT	CPT #1	RB	RB #1	PTD GWB	P #1.6	AT	AT #1	8'-6"	---	3
20253	PAYROLL TECH	CPT	CPT #1	RB	RB #1	PTD GWB	P #1.5	AT	AT #1	8'-6"	---	3
20254	PAYROLL TECH	CPT	CPT #1	RB	RB #1	PTD GWB	P #1.5	AT	AT #1	8'-6"	---	3
20255	PAYROLL TECH	CPT	CPT #1	RB	RB #1	PTD GWB	P #1.5	AT	AT #1	8'-6"	---	3
20256	EMPLOYEE TRAVEL CLERK	CPT	CPT #1	RB	RB #1	PTD GWB	P #1.5	AT	AT #1	8'-6"	---	3
20258	BUDGET ANALYST	CPT	CPT #1	RB	RB #1	PTD GWB	P #1.5	AT	AT #1	8'-6"	---	3
20259	CHIEF	CPT	CPT #1	RB	RB #1	PTD GWB	P #1.5	AT	AT #1	8'-6"	---	3
20260	MECH	SC	---	RB	RB #1	PTD GWB	P #1	P	P #1	---	---	---
20261	TOILET ROOM	PT	PT #1	PT	PT #3	PT/PTD GWB	PT #2/ P #3	PTD GWB/AT	P #1/ AT #1	8'-6"	---	1.2,4
20262	TOILET ROOM	PT	PT #1	PT	PT #3	PT/PTD GWB	PT #2/ P #3	PTD GWB/AT	P #1/ AT #1	8'-6"	---	1.2,4
20263	CONTROL CLOSET	---	---	---	---	---	---	P	P #1	---	---	---
20277	CORRIDOR	CPT	CPT #2	RB	RB #1	PTD GWB	P #1	AT	AT #1	8'-6"	---	---
20278	CORRIDOR	CPT	CPT #2	RB	RB #1	PTD GWB	P #1	AT	AT #1	8'-6"	---	---
20279	ROOF ACCESS	SC	---	RB	RB #1	PTD GWB	P #1	P	P #1	---	---	---

GENERAL FINISH NOTES

- PROVIDE ONE-PIECE VINYL TRANSITION STRIP AT ALL FLOOR FINISH TRANSITIONS. COLOR SHALL MATCH ADJAENT RUBBER BASE.
- ALL FLOOR FINISH TRANSITIONS SHALL BE CONCEALED BY A CLOSED DOOR.
- ALL FINISHES LISTED ARE NEW UNLESS SPECIALLY NOTED AS EXISTING.
- WALL BASE SHALL BE RUBBER ROLL GOODS.
- WHERE PAINTED GWB ARE INDICATED, PAINTING INCLUDES ALL PREVIOUSLY PAINTED SURFACES AND TRIM.
- ALL WALLS TO BE PAINTED [P #1], EGGSHELL, UNLESS OTHERWISE NOTED. SEE FINISH COLORS FOR INFORMATION.
- ALL TRIM TO BE PAINTED [P #2], SEMI-GLOSS, UNLESS OTHERWISE NOTED. SEE FINISH COLORS FOR INFORMATION.
- ALL CEILING SOFFITS TO BE PAINTED [P #1], FLAT FINISH, UNLESS OTHERWISE NOTED. SEE FINISH COLOR FOR INFORMATION.
- ALL VINYL COMPOSITION TILE TO BE INSTALLED MONOLITHIC.
- ALL CARPET [CPT #1] TO BE INSTALLED PER MANUFACTURER'S ASHLAR METHOD.
- ALL CARPET [CPT #2] TO BE INSTALLED PER MANUFACTURER'S ASHLAR METHOD.
- PAINT ALL EXPOSED MECHANICAL EQUIPMENT IN ROOMS 20101 AND 20102. P#5

FINISH COLORS

FLOOR	
CPT #1	[GRAY FIELD COLOR WITH THIN ORANGE, YELLOW, TAN STRIPES] CARPET TILE
CPT #2	[GRAY FIELD COLOR WITH THICK ORANGE, YELLOW, TAN STRIPES] CARPET TILE
CSG #1	[GALVANIZED]CATWALK STEEL GRATING
MAT #1	[GRAY FIELD COLOR WITH BLACK ACCENT] WALK OFF MAT TILE
PT #1	[BLACK 12X24 TILE WITH LINEAR PATTERN] PORCELAIN FLOOR TILE
VCT#1	[LIGHT GRAY 12X24 TILE WITH GRAY STRIPES] VINYL COMPOSITION TILE
WALL AND CEILING	
CG #1	[BRUSHED SILVER] FULL HEIGHT CORNER GUARD
P #1	[WHITE] PAINT
P #2	[GRAY] PAINT
P #3	[LIGHT TAN] PAINT
P #4	[LIGHT GRAY] PAINT
P #5	[LIGHT BLUE] PAINT
P #6	[DARK ORANGE] PAINT
P #7	[BLACK] PAINT
PT #2	[SILVER GRAY] PORCELAIN TILE
PT #3	[BLACK BULLNOSE BASE] PORCELAIN TILE
RB #1	[GRAY] RUBBER BASE
RB #2	[DARK GRAY] RUBBER BASE
SLT #1	[MIXED GRAYS, ORANGES, AND TANS] SLATE TILE
AT #1	[WHITE] CEILING TILE
CASEWORK/ACCESSORIES	
GRT #1	[DARK GRAY] GROUT
GRT #2	[LIGHT GRAY] GROUT
MLAM #1	[BRUSHED SILVER]
SS #1	[BLACK WITH WHITE SPOTS]
SS #2	[BLACK WITH COPPER SPOTS]
SS #3	[WHITE WITH MULTI-COLORED SPOTS]
TR #1	[SILVER] TRIM PIECE FOR TILE EDGES
WD #1	[WHITE STAINED] WHITE BIRCH, PLAIN SLICED

FINISH REMARKS

1. PROVIDE GRT #1 AT LOCATIONS WHERE PT #1 AND PT #3 IS INSTALLED.
2. PROVIDE GRT #2 AT LOCATIONS WHERE PT #2 IS INSTALLED.
3. PROVIDE ACCENT WALL. SEE FINISH PLAN FOR LOCATION. SEE FINISH COLORS FOR MORE INFORMATION.
4. PROVIDE WALL TILE WAINSCOT [PT #2] ALL WALLS THIS LOCATION TO 5'-3" A.F.F. PROVIDE TRIM PIECE [TR #1] AT TOP OF WALL TILE. SEE FINISH COLORS FOR MORE INFORMATION.
5. PROVIDE ACCENT CEILING [P #5] THIS LOCATION. SEE FINISH COLORS FOR MORE INFORMATION.
6. SEAL CONCRETE BELOW ACCESS FLOORING

FINAL CD ISSUE
FULLY SPRINKLERED

Revisions

Date

PF&A DESIGN
ARCHITECTURE, PLANNING, INTERIORS
101 West Main Street, Suite 7000
Norfolk, VA 23510
Phone: 757-471-0537
Fax: 757-471-4205
www.pfa-architect.com

Drawing Title
Finish Schedule

Building No.
20

Location
Huntington, WV

Project Title
Renovations to the
Former BRAC
Property

Project Architect:
jht

Checked by:
jht

Drawn by:
jas

Architects Proj. No.
2099.11

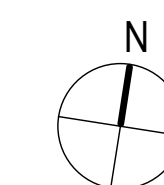
Date
06.03.2013

Project No.
581-12-101

20-A6.01

SHEET 052 OF 115

Department of
Veterans Affairs



**FINAL CD ISSUE
FULLY SPRINKLERED**

[illegible]






NUMBER	NAME
20100	ENTRY VESTIBULE
20101	LOBBY
20102	DINING/ BREAK ROOM
20103	ENTRY CORRIDOR
20104	TOILET ROOM
20105	TOILET ROOM
20106	CORRIDOR
20110	CORRIDOR
20111	MRT CODER
20112	MRT CODER
20113	MRT CODER
20114	MRT CODER
20115	MRT CODER
20116	MRT CODER
20117	MRT CODER
20118	MRT CODER
20119	EXIST. CLOSET
20120	CORRIDOR
20121	MECH
20122	COMM CLOSET
20123	IT CLOSET
20124	TELE HEALTH ROOM
20125	MAJOR ROBERT L. BIAS CONFERENCE ROOM
20126	BREAK
20127	REGISTERED NURSE / NURSE PRACTITIONER
20128	DIETICIAN
20129	PSYCHOLOGIST
20130	REC THERAPIST
20131	MFI COORDINATOR
20132	PSA MPH
20133	HBPIC COORD
20134	CLOSET
20140	VENDING
20160	VESTIBULE
20161	CORRIDOR
20162	FILE STORAGE ROOM (NAS & HIMS)
20163	MR STORAGE
20165	FISCAL FILE STORAGE
20166	WORKERS COMP FILE STORAGE
20167	STORAGE
20168	CLEAN STORAGE
20169	BIO HAZARD SOILED
20170	RADIOLOGY FILE STORAGE
20171	ELECTRICAL
20172	HAC
20173	TOILET
20174	VOLUNTARY SERVICES DAV SUPPORT
20175	HR VIRTUAL
20176	HR VIRTUAL
20177	WORKERS COMPENSATION
20178	IRM VIRTUAL
20179	VACO ENGINEER
20181	SPRINKLER ROOM
20184	STAIR
20185	ELECTRICAL

[illegible]



- OFOI FURNITURE. SHOWN ON PLAN FOR COORDINATION PURPOSES ONLY

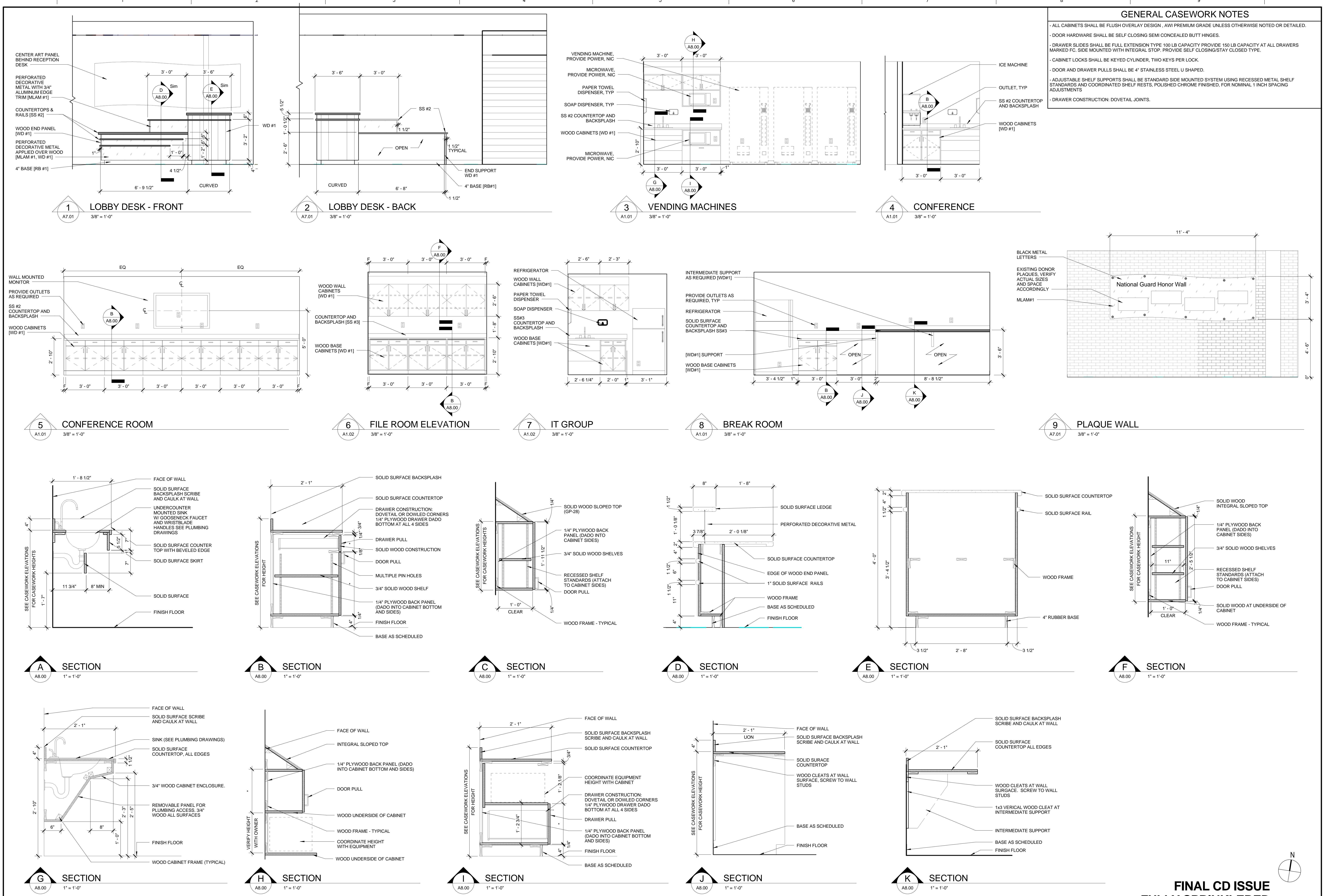
NUMBER	NAME
20200	CONNECTOR BRIDGE
20201	RAFF ACCESS
20202	MAIN STAIR
20224	VESTIBULE
20225	IT GROUP
20226	HAC
20228	LEAD COMP TECH
20229	ASSISTANT CHIEF OF SERVICE
20231	COMP TECH
20232	COMP TECH
20234	COMP TECH
20235	COMP TECH
20236	COMP TECH
20237	SERVER RM SATELITE SECURE
20238	UNASSIGNED - 3
20239	UNASSIGNED - 4
20240	CORRIDOR
20241	COMM
20243	IT
20244	SUPERVISORY ACCOUNTANT
20246	ACCOUNTANT
20247	ACCOUNTANT
20248	ACCOUNTANT
20249	FINANCIAL ACCOUNTS TECH
20250	ACCOUNTING TECH
20251	STAIR
20252	FILE/AUDIT RM
20253	PAYROLL TECH
20254	PAYROLL TECH
20255	PAYROLL TECH
20256	EMPLOYEE TRAVEL CLERK
20258	BUDGET ANALYST
20259	CHIEF
20260	MECH
20261	TOILET ROOM
20262	TOILET ROOM
20263	CONTROL CLOSET
20277	CORRIDOR
20278	CORRIDOR
20279	ROOF ACCESS

				<p>PF&A DESIGN ARCHITECTURE, PLANNING, INTERIORS World Trade Center 101 West Main Street, Suite 7000 Norfolk, VA 23510 Phone: 757-471-0537 Fax: 757-471-4205 www.pfa-architect.com</p>		<table><tr><td colspan="3">Drawing Title 2nd Floor Finish Plan</td><td>Project Title Renovations to the Former BRAC Property</td><td>Date 06.03.2013</td></tr><tr><td colspan="3">Building No. 20</td><td>Project Architect: jht</td><td>Checked by: ajt</td></tr><tr><td colspan="3">Location Huntington, WV</td><td>Architects Proj. No. 2099.11</td><td>Drawn by: ajt</td></tr></table>	Drawing Title 2nd Floor Finish Plan			Project Title Renovations to the Former BRAC Property	Date 06.03.2013	Building No. 20			Project Architect: jht	Checked by: ajt	Location Huntington, WV			Architects Proj. No. 2099.11	Drawn by: ajt
Drawing Title 2nd Floor Finish Plan			Project Title Renovations to the Former BRAC Property	Date 06.03.2013																	
Building No. 20			Project Architect: jht	Checked by: ajt																	
Location Huntington, WV			Architects Proj. No. 2099.11	Drawn by: ajt																	
Revisions	Date				<table><tr><td colspan="3">Project No. 581-12-101</td></tr><tr><td colspan="3">20-A6.06</td></tr><tr><td>SHEET 055</td><td>OF</td><td>115</td></tr></table>	Project No. 581-12-101			20-A6.06			SHEET 055	OF	115							
Project No. 581-12-101																					
20-A6.06																					
SHEET 055	OF	115																			

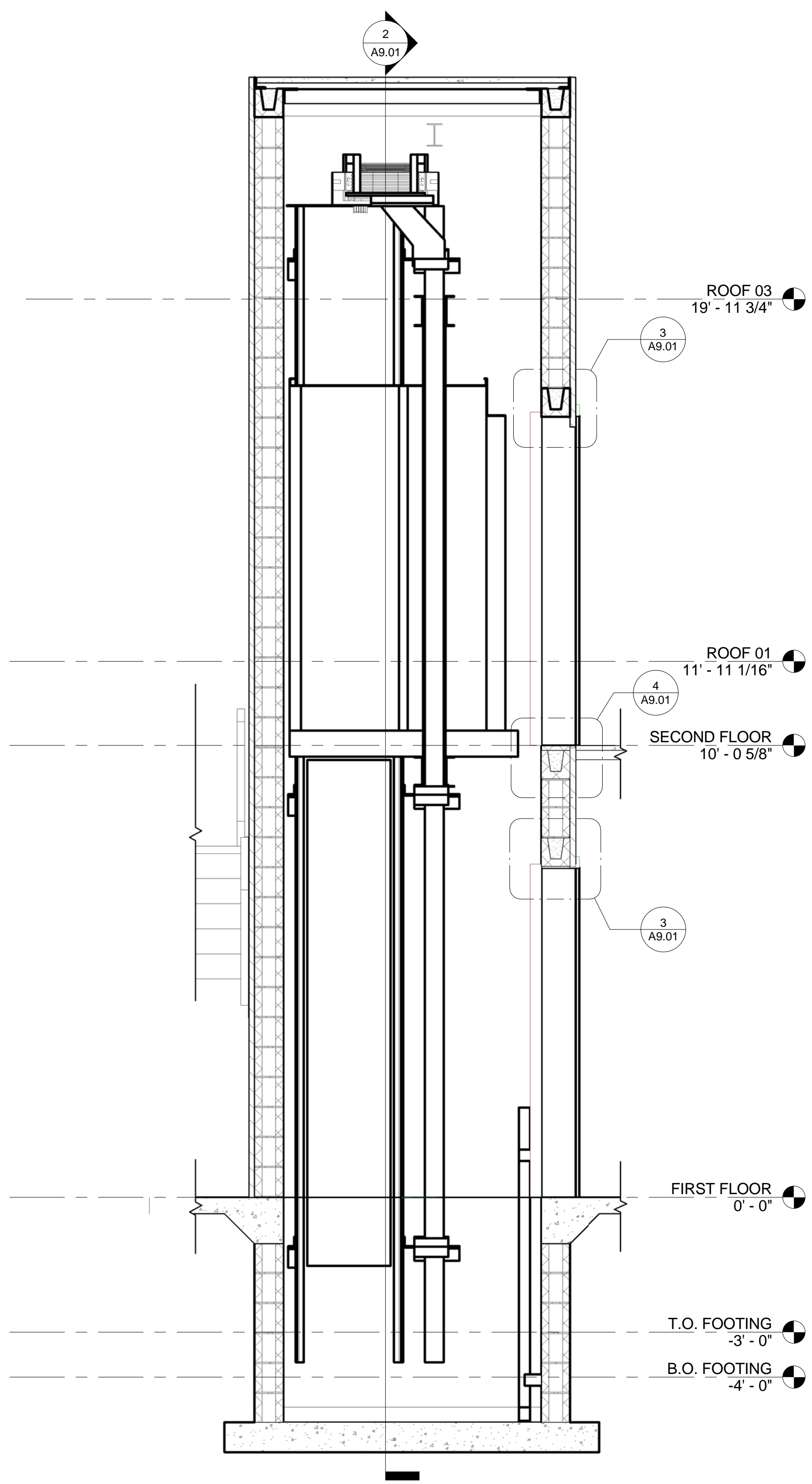
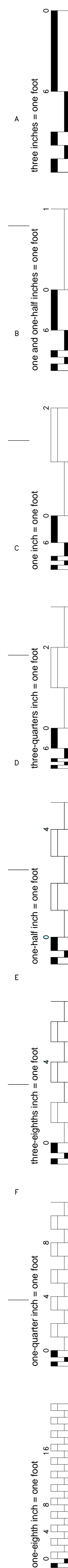
Department of Veterans Affairs

11/25/2013 6:39:34 AM

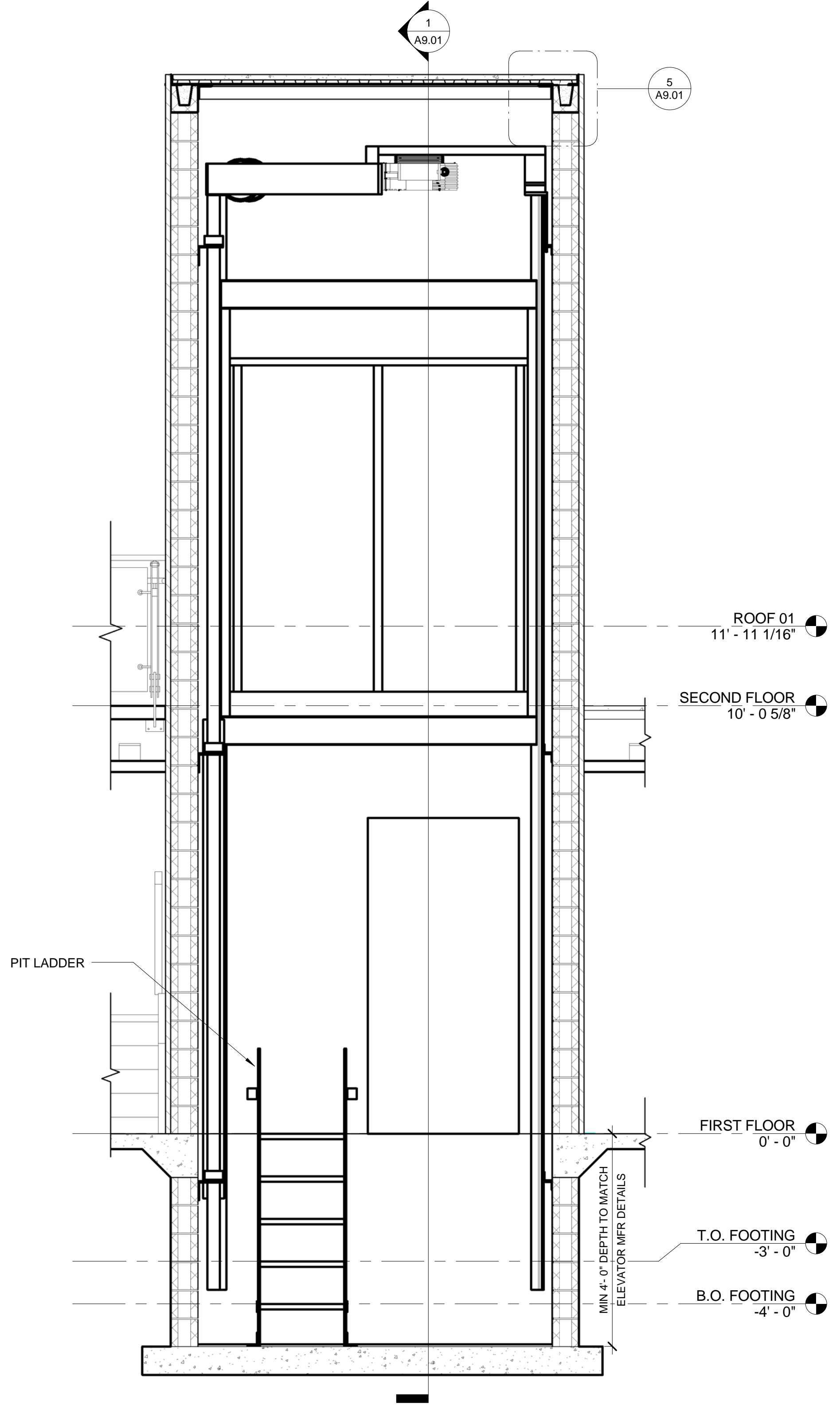
three eighths inch = one foot
one quarter inch = one foot
one eighth inch = one foot
one half inch = one foot
three quarters inch = one foot
one inch = one foot
one and one half inches = one foot
two inches = one foot
three inches = one foot
four inches = one foot
five inches = one foot
six inches = one foot
seven inches = one foot
eight inches = one foot
nine inches = one foot
ten inches = one foot
eleven inches = one foot
twelve inches = one foot
thirteen inches = one foot
fourteen inches = one foot
fifteen inches = one foot
sixteen inches = one foot
seventeen inches = one foot
eighteen inches = one foot
nineteen inches = one foot
twenty inches = one foot
twenty one inches = one foot
twenty two inches = one foot
twenty three inches = one foot
twenty four inches = one foot
twenty five inches = one foot
twenty six inches = one foot
twenty seven inches = one foot
twenty eight inches = one foot
twenty nine inches = one foot
thirty inches = one foot
thirty one inches = one foot
thirty two inches = one foot
thirty three inches = one foot
thirty four inches = one foot
thirty five inches = one foot
thirty six inches = one foot
thirty seven inches = one foot
thirty eight inches = one foot
thirty nine inches = one foot
forty inches = one foot
forty one inches = one foot
forty two inches = one foot
forty three inches = one foot
forty four inches = one foot
forty five inches = one foot
forty six inches = one foot
forty seven inches = one foot
forty eight inches = one foot
forty nine inches = one foot
fifty inches = one foot
fifty one inches = one foot
fifty two inches = one foot
fifty three inches = one foot
fifty four inches = one foot
fifty five inches = one foot
fifty six inches = one foot
fifty seven inches = one foot
fifty eight inches = one foot
fifty nine inches = one foot
sixty inches = one foot
sixty one inches = one foot
sixty two inches = one foot
sixty three inches = one foot
sixty four inches = one foot
sixty five inches = one foot
sixty six inches = one foot
sixty seven inches = one foot
sixty eight inches = one foot
sixty nine inches = one foot
seventy inches = one foot
seventy one inches = one foot
seventy two inches = one foot
seventy three inches = one foot
seventy four inches = one foot
seventy five inches = one foot
seventy six inches = one foot
seventy seven inches = one foot
seventy eight inches = one foot
seventy nine inches = one foot
eighty inches = one foot
eighty one inches = one foot
eighty two inches = one foot
eighty three inches = one foot
eighty four inches = one foot
eighty five inches = one foot
eighty six inches = one foot
eighty seven inches = one foot
eighty eight inches = one foot
eighty nine inches = one foot
ninety inches = one foot
ninety one inches = one foot
ninety two inches = one foot
ninety three inches = one foot
ninety four inches = one foot
ninety five inches = one foot
ninety six inches = one foot
ninety seven inches = one foot
ninety eight inches = one foot
ninety nine inches = one foot
one hundred inches = one foot



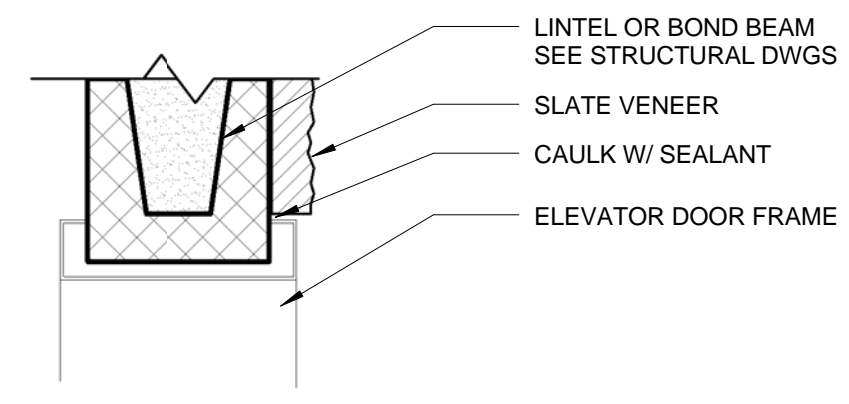
<div>Revisions</div> <div>Date</div>		<div>JOSEPH H. TROST 7843 ARCHITECT</div>		<div>Miller-Remick LLC M.E.P. & Structural Engineering A Service Disabled Veteran Owned Small Business</div>		<div>PF&A PFA&A DESIGN ARCHITECTURE, PLANNING, INTERIORS World Trade Center 101 West Main Street, Suite 7000 Norfolk, VA 23510 Phone: 757-471-0537 Fax: 757-471-4205 www.pfa-architect.com</div>		<div>Drawing Title Casework Elevations and Details</div> <div>Building No. 20</div> <div>Location Huntington, WV</div>		<div>Project Title Renovations to the Former BRAC Property</div> <div>Project Architect: jht</div> <div>Architects Proj. No. 2099.11</div>		<div>Date 06.03.2013</div> <div>Project No. 581-12-101</div> <div>SHEET 057 OF 115</div>		<div>Department of Veterans Affairs</div>	
--------------------------------------	--	---	--	--	--	--	--	--	--	--	--	--	--	---	--



1 ELEVATOR SECTION
A9.01 1/2" = 1'-0"

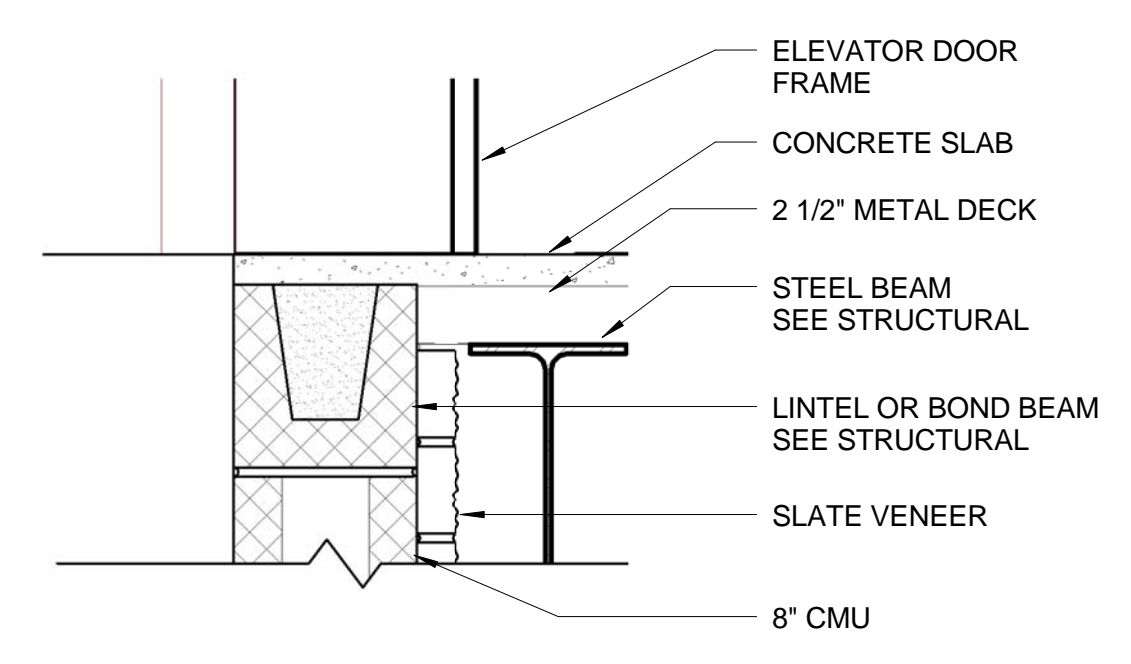


2 ELEVATOR SECTION
A9.01 1/2" = 1'-0"

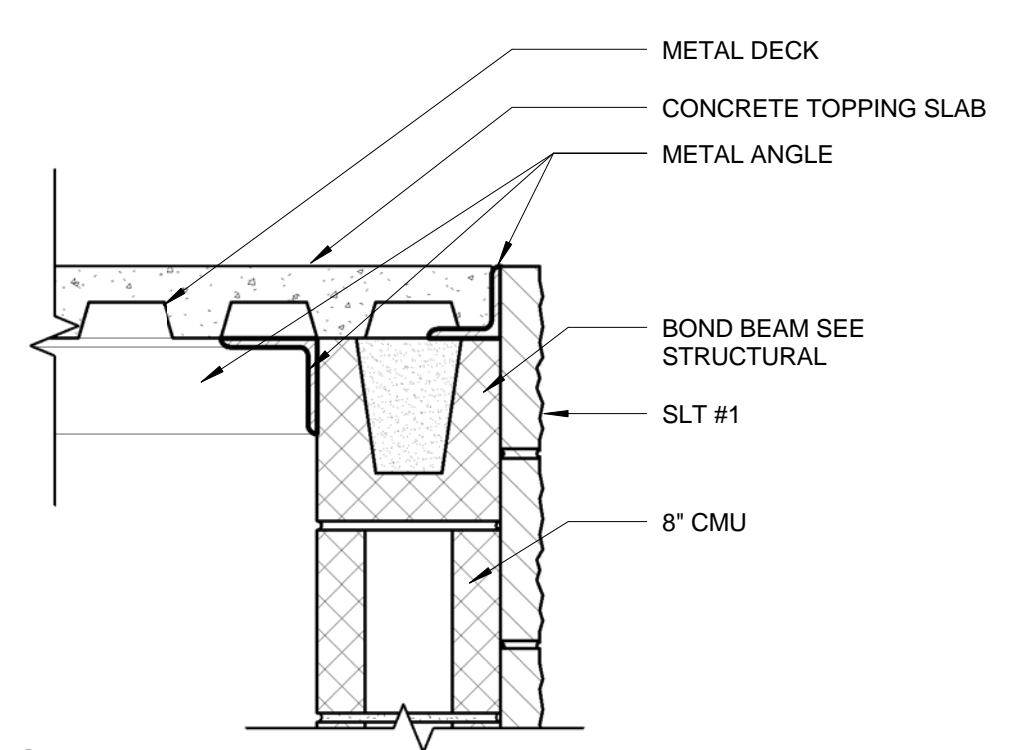


3 ELEVATOR HEAD DETAIL

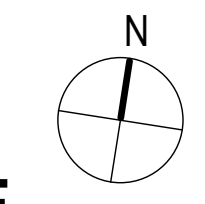
A9.01 1 1/2" = 1'-0"



4 ELEVATOR SILL DETAIL



5
A9.01



**FINAL CD ISSUE
FULLY SPRINKLERED**

[illegible]