GENERAL NOTES:

1. IN THE EVENT OF INCONSISTENCIES WITHIN OR BETWEEN PARTS OF THE CONTRACT DOCUMENTS, OR BETWEEN THE CONTRACT DOCUMENTS AND APPLICABLE STANDARDS, CODES AND ORDINANCES, THE CONTRACTOR SHALL
   (a) PROVIDE THE BETTER QUALITY OR GREATER QUANTITY OF WORK OR
   (b) COMPLY WITH THE MORE STRINGENT REQUIREMENT; EITHER OR BOTH IN ACCORDANCE WITH THE ARCHITECT'S INTERPRETATION.
2. SEE IGRA PLANS & SPECS FOR SCHEDULES OF THE WORK.
3. VERIFY ALL DIMENSIONS IN FIELD FOR FIT OF UNITS SPECIFIED. MODIFY DIMENSIONS ON SHOP DRAWINGS AS REQUIRED, PRIOR TO SUBMITTAL OR RELEASE FOR PURCHASE OR FABRICATION.
4. PRIOR TO SUBMITTING A BID, EACH CONTRACTOR SHALL VISIT THE SITE OF THE PROPOSED WORK TO FULLY ACQUAINT HIMSELF WITH THE CONDITIONS AS THEY EXIST.
5. ALL ARCHITECTURAL CASEWORK & WOODWORK IS TO BE INSTALLED ON TOP OF NEW FLOOR FINISHES. (CARPET, RT., ETC.)
6. THE DESIGN OF THE PROJECT IS IN ACCORDANCE WITH NFPA 101 (2012).
7. ALL OF THE CONTRACTORS SHALL COOPERATE IN THE PLACING OF ANCHOR BOLTS, PLATES, SLOTS, CHASES, INSERTS, SLEEVES, ETC. AS REQUIRED BY OTHER CONTRACTORS. CONTRACTORS SHALL VERIFY ALL DIMENSIONS AND EXISTING CONDITIONS PRIOR TO CONSTRUCTION AND ERECTION, AND NOTIFY ARCHITECT OF ANY DISCREPANCIES PRIOR TO STARTING WORK.
8. CONTRACTORS SHALL VERIFY & ASSUME RESPONSIBILITY FOR VERIFYING ALL EXISTING OR AS-BUILT CONDITIONS AND INCLUDE INFORMATION IN SHOP DRAWINGS PRIOR TO SUBMITTAL TO ARCHITECT, ENGINEER & VA.
9. EACH CONTRACTOR TO BE RESPONSIBLE FOR APPLIED FINISHES FOR THEIR WORK.
10. IN AREA OF WORK EACH CONTRACTOR TO BE RESPONSIBLE FOR ALL ADJACENT FINISHED WORK OF OTHER TRADES. EACH CONTRACTOR IS TO PROTECT HIS OWN WORK.
11. SEE ALLOWANCES & ALTERNATES IN SPECIFICATIONS FOR EACH CONTRACT.
12. ALL CONTRACTORS ARE TO COORDINATE THEIR WORK IN ACCORDANCE WITH DRAWINGS.
13. ALL PENETRATIONS THROUGH RATED WALLS & CORRIDOR WALLS (INCLUDING SMOKE BARRIERS) ARE TO BE FIRE-STOPPED BY TRADE MAKING PENETRATION, WITH APPROVED MATERIALS PER DRAWINGS AND SPECIFICATIONS.
14. EACH CONTRACTOR SHALL INCLUDE IN HIS BID ALL WORK SHOWN, SPECIFIED, REQUIRED AND/OR IMPLIED ON THE DRAWINGS AND SPECIFICATIONS FOR A COMPLETE, OPERATIONAL AND FUNCTIONING SYSTEM.
15. WORK SHOWN ON THE DRAWINGS AND NOT DESCRIBED IN THE SPECIFICATIONS OR SPECIFIED AND NOT DRAWN, BUT WHICH IS REASONABLY IMPLIED, EVIDENTLY NECESSARY OR USUALLY PROVIDED TO COMPLETE THE WORK, SHALL BE INCLUDED AS IF BOTH SHOWN AND SPECIFIED.
16. ALL DIMENSIONS SHOWN ON DRAWINGS ARE SUBJECT TO VERIFICATION OF ACTUAL DIMENSIONS. IT IS THE RESPONSIBILITY OF THE CONTRACTOR TO VERIFY ALL DIMENSIONS IN THE FIELD TO INSURE PROPER AND ACCURATE FIT OF MATERIALS AND ITEMS TO BE INSTALLED.
17. THE CONTRACTOR AND EACH SUBCONTRACTOR SHALL EVALUATE AND SATISFY THEMSELVES AS TO THE CONDITIONS AND LIMITATIONS UNDER WHICH THE WORK IS TO BE PERFORMED, INCLUDING, WITHOUT LIMITATION, (1) THE LOCATION, CONDITION, LAYOUT AND NATURE OF THE PROJECT SITE AND SURROUNDING AREAS; (2) GENERALLY PREVAILING CLIMATIC CONDITIONS; (3) ANTICIPATED LABOR SUPPLY AND COSTS; (4) AVAILABILITY AND COST OF MATERIALS, TOOLS AND EQUIPMENT; AND (5) OTHER SIMILAR ISSUES. THE VA ASSUMES NO RESPONSIBILITY OR LIABILITY FOR THE PHYSICAL CONDITION OR SAFETY OF THE PROJECT SITE OR ANY IMPROVEMENTS LOCATED ON THE PROJECT SITE. THE VA SHALL NOT BE REQUIRED TO MAKE ANY ADJUSTMENT IN EITHER THE CONTRACT SUM OR CONTRACT TIME IN CONNECTION WITH ANY FAILURE BY THE CONTRACTOR OR ANY SUBCONTRACTOR TO COMPLY WITH THE REQUIREMENTS.
18. THE CONTRACTOR SHALL CAREFULLY STUDY AND COMPARE THE CONTRACT DOCUMENTS WITH EACH OTHER AND THE INFORMATION FURNISHED BY THE VA AND SHALL AT ONCE REPORT TO THE ARCHITECT ERRORS, INCONSISTENCIES OR OMISSIONS DISCOVERED. THE CONTRACTOR SHALL NOT BE LIABLE TO THE VA, OR ARCHITECT FOR DAMAGE RESULTING FROM ERRORS, INCONSISTENCIES OR OMISSIONS IN THE CONTRACT DOCUMENTS UNLESS THE CONTRACTOR RECOGNIZED SUCH ERROR, INCONSISTENCY OR OMISSION AND KNOWINGLY FAILED TO REPORT IT TO THE ARCHITECT. IF THE CONTRACTOR PERFORMS ANY CONSTRUCTION ACTIVITY KNOWING IT INVOLVES A RECOGNIZED ERROR, INCONSISTENCY OR OMISSION IN THE CONTRACT DOCUMENTS WITHOUT SUCH NOTICE TO THE ARCHITECT, THE CONTRACTOR SHALL ASSUME APPROPRIATE RESPONSIBILITY FOR SUCH PERFORMANCE AND SHALL BEAR AN APPROPRIATE AMOUNT OF THE ATTRIBUTABLE COSTS FOR CORRECTION.
19. WHENEVER THE DRAWINGS SHOW EXISTING CONSTRUCTION, REQUIRED AS PART OF THE WORK OR NOT, IT IS UNDERSTOOD THAT IT IS SHOWN AS A MATTER OF INFORMATION TO BE SUBSTANTIALLY CORRECT. THE VA ASSUMES NO RESPONSIBILITY THEREFORE. THE CONTRACTOR SHALL MAKE ITSELF TOTALLY FAMILIAR WITH ALL EXISTING CONDITIONS AFFECTING THE NATURE AND MANNER OF CONDUCTING THEIR WORK PRIOR TO BID. ANY ERRORS DUE TO THE CONTRACTOR'S FAILURE TO VERIFY ALL GRADES, ELEVATIONS, LOCATIONS, OR DIMENSIONS SHALL BE PROMPTLY RECTIFIED BY THE CONTRACTOR WITHOUT ANY ADDITIONAL COST TO THE VA.
20. WHERE EQUIPMENT LINES OR PIPING AND/OR CONDUIT ARE SHOWN DIAGRAMMATICALLY, THE CONTRACTOR SHALL BE RESPONSIBLE FOR THE COORDINATION AND ORDERLY ARRANGEMENT OF THE VARIOUS LINES OF PIPING AND CONDUIT INCLUDED IN THE WORK OF HIS CONTRACT. HE SHALL COORDINATE THE WORK OF SEVERAL CONTRACTORS AND PREVENT ALL INTERFERENCE'S BETWEEN EQUIPMENT, LINES OF PIPING, ARCHITECTURAL FEATURES, AND AVOID ANY UNSIGHTLY ARRANGEMENTS IN THE EXPOSED AREAS.
21. ALL WORK SHALL BE EXECUTED IN A THOROUGH, SUBSTANTIAL, WORKMANLIKE MANNER, IN COMPLETE ACCORDANCE WITH THE MANUFACTURER'S MOST RECENT RECOMMENDATIONS UNLESS OTHERWISE SPECIFIED OR PERMITTED BY THE ARCHITECT.
22. A SUFFICIENT FORCE OF COMPETENT WORKMEN, FOREMEN, AND SUPERINTENDENTS SHALL BE EMPLOYED AT ALL TIMES TO PERMIT THE WORK TO BE PURSUED WITH DILIGENCE UNTIL COMPLETION.

GENERAL CONSTRUCTION

1. THIS CONTRACTOR IS RESPONSIBLE FOR ALL OPENINGS REQUIRING A LINTEL OR STEEL FRAMING, IN NEW CONSTRUCTION, CHASES, AND RECESSES IN ALL FLOORS, WALLS, ROOFS, ETC., AS REQUIRED BY PLUMBING, MECHANICAL, AND ELECTRICAL DRAWINGS TO RECEIVE WORK OF THESE TRADES. SEE STRUCTURAL DRAWINGS FOR LINTEL SCHEDULE. THE G.C. IS TO COORDINATE ALL M.O. LOCATIONS AND SIZES WITH OTHER TRADES.
2. CONTRACTOR SHALL PROVIDE ALL PROTECTION TEMPORARY SHORING, ETC., AS REQUIRED BY LAW UNTIL NEW STRUCTURAL MEMBERS ARE IN PLACE AND READY TO CARRY ALL SUPERIMPOSED LOADS.
3. THE DESIGN PROVIDES FOR THE STABILITY OF THE BUILDING ONCE ALL THE STRUCTURAL COMPONENTS ARE IN PLACE; HOWEVER, DURING THE ERECTION AND CONSTRUCTION PHASE, THE CONTRACTOR SHALL PROVIDE ADEQUATE TEMPORARY BRACING TO PROVIDE STABILITY TO THE COMPONENTS OF THE STRUCTURAL FRAME AND ASSEMBLAGES.
4. PROVIDE AND INSTALL NEW VINYL BASE CONTINUOUS ON ALL NEW ARCHITECTURAL CASEWORK EQUIPMENT, THAT MAY BE PROVIDED BY OTHER CONTRACTORS OR RELOCATED BY THIS CONTRACT.
5. THIS CONTRACTOR SHALL VERIFY ALL DIMENSIONS IN FIELD FOR PROPER INSTALLATION OF NEW EQUIPMENT AND NOTE DIMENSIONS ON SHOP DRAWINGS AS NECESSARY FOR PROPER FIT.
6. THIS CONTRACTOR IS RESPONSIBLE FOR COORDINATION OF STRUCTURE WITH HVAC, ROOFING, AND PLUMBING CONTRACTORS AS TO SIZE AND LOCATION OF ROOF OPENINGS AND DRAINS.
7. THIS CONTRACTOR SHALL SUBMIT DETAIL DRAWINGS OF STRUCTURE FOR REVIEW BY THE ARCHITECT/VA. SUCH SHOP DRAWINGS SHALL BE SUFFICIENT IN DETAIL TO PERMIT PLACING OF THE STRUCTURAL ELEMENTS WITHOUT REFERENCE TO THE CONTRACT DRAWINGS. REPRODUCTION OF CONTRACT DOCUMENTS FOR USE AS SHOP DRAWINGS WILL NOT BE PERMITTED.
8. CONTRACTOR TO PROVIDE CONCEALED FLASHING OVER AND UNDER ALL: NEW EXTERIOR WINDOWS, DOORS, & LOW ROOF CAP FLASHING.
9. THE GENERAL CONTRACTOR SHALL REPAIR ALL PAVED AREAS DAMAGED DURING CONSTRUCTION PRIOR TO INSTALLATION OF A NEW ASPHALT TOPPING. CUT OUT ALL DAMAGED AREAS AND PATCH WITH ASPHALT PRIOR TO INSTALLATION OF TOPPING.

HEALTH & SAFETY GENERAL NOTES

1. THE OCCUPIED PORTION OF THE BUILDING SHALL ALWAYS COMPLY WITH THE MINIMUM REQUIREMENTS NECESSARY TO MAINTAIN A CERTIFICATE OF OCCUPANCY.
2. GENERAL SAFETY AND SECURITY FOR CONSTRUCTION PROJECT.
   (a) ALL CONSTRUCTION MATERIALS SHALL BE STORED IN A SAFE AND SECURE MANNER.
   (b) FENCES AROUND CONSTRUCTION SUPPLIES OR DEBRIS SHALL BE INSTALLED AND MAINTAINED BY G.C.
   (c) CONSTRUCTION FENCE GATES SHALL ALWAYS BE LOCKED UNLESS A WORKER IS IN ATTENDANCE TO PREVENT UNAUTHORIZED ENTRY.
   (d) DURING EXTERIOR RENOVATION WORK, OVERHEAD PROTECTION SHALL BE PROVIDED BY G.C. FOR ANY SIDEWALKS OR AREAS IMMEDIATELY BENEATH THE WORK SITE OR SUCH AREAS SHALL BE FENCED OFF AND PROVIDED WITH WARNING SIGNS TO PREVENT ENTRY.
   (e) ALL WORKERS SHALL BE REQUIRED TO WEAR PHOTO-IDENTIFICATION BADGES AT ALL TIMES FOR IDENTIFICATION AND SECURITY PURPOSES WHILE WORKING AT OCCUPIED SITES.
3. SEPARATION OF CONSTRUCTION AREAS FROM OCCUPIED SPACES. CONSTRUCTION AREAS WHICH ARE UNDER THE CONTROL OF A CONTRACTOR AND THEREFORE NOT OCCUPIED BY VA STAFF OR PATIENTS SHALL BE SEPARATED FROM OCCUPIED AREAS. PROVISIONS SHALL BE MADE BY G.C. TO PREVENT THE PASSAGE OF DUST AND CONTAMINANTS INTO OCCUPIED PARTS OF THE BUILDING. PERIODIC INSPECTION AND REPAIRS OF THE CONTAMINANT BARRIERS MUST BE MADE TO PREVENT EXPOSURE TO DUST OR CONTAMINANTS. GYPSUM BOARD MUST BE USED IN EXIT WAYS OR OTHER AREAS THAT REQUIRE FIRE RATED SEPARATION. HEAVY DUTY PLASTIC SHEETING MAY BE USED ONLY FOR A VAPOR, FINE DUST OR AIR INFILTRATION BARRIER, AND SHALL NOT BE USED TO SEPARATE OCCUPIED SPACES FROM CONSTRUCTION AREAS.
   (a) A SPECIFIC STAIRWELL AND/OR ELEVATOR SHOULD BE ASSIGNED FOR CONSTRUCTION WORKER USE DURING WORK HOURS. IN GENERAL, WORKERS MAY NOT USE CORRIDORS, STAIRS OR ELEVATORS DESIGNATED FOR PATIENTS OR STAFF.
   (b) SEE IGRA PLAN/SPECS FOR ADDITIONAL REQUIREMENTS.
   (c) ALL OCCUPIED PARTS OF THE BUILDING AFFECTED BY RENOVATION ACTIVITY SHALL BE CLEANED BY THE TRADE PERFORMING THE WORK AT THE CLOSE OF EACH WORKDAY. AREAS OCCUPIED DURING THE CONSTRUCTION PROJECT SHALL MAINTAIN REQUIRED HEALTH AND SAFETY CAPABILITIES AT ALL TIMES.
4. ALL EXISTING EXIT DOORS ARE REQUIRED TO BE KEPT CLEAR AT ALL TIMES.
5. PROPER VENTILATION WILL BE MAINTAINED IN ALL AREAS OF THE OCCUPIED BUILDING. SEE IGRA DRAWINGS FOR ADDITIONAL NOTES AND REQUIREMENTS.
6. CONSTRUCTION AND MAINTENANCE OPERATIONS SHALL NOT PRODUCE NOISE IN EXCESS OF 60 DBA IN ADJACENT OCCUPIED SPACES OR SHALL BE SCHEDULED FOR TIMES WHEN THE BUILDING OR AFFECTED BUILDING SPACES ARE NOT OCCUPIED OR ACOUSTICAL ABATEMENT MEASURES SHALL BE TAKEN.
7. THE CONTRACTOR SHALL BE RESPONSIBLE FOR THE CONTROL OF CHEMICAL FUMES, GASES, AND OTHER CONTAMINATES PRODUCED BY WELDING, GASOLINE OR DIESEL ENGINES, ROOFING, PAVING, PAINTING, ETC., TO ENSURE THEY DO NOT ENTER OCCUPIED PORTIONS OF THE BUILDING OR AIR INTAKES.
8. THE CONTRACTOR SHALL BE RESPONSIBLE TO ENSURE THAT ACTIVITIES AND MATERIALS WHICH RESULT IN "OFF-GASSING" OF VOLATILE ORGANIC COMPOUNDS SUCH AS GLUES, PAINTS, FURNITURE, CARPETING, WALL COVERING, DRAPERY, ETC., ARE SCHEDULED, CURED OR VENTILATED IN ACCORDANCE WITH MANUFACTURERS RECOMMENDATIONS BEFORE A SPACE CAN BE OCCUPIED.
9. THE FOLLOWING ARE TO BE STRICTLY ENFORCED BY THE OWNER'S REPRESENTATIVE.
   (a) SMOKING IS NOT ALLOWED ON VA PROPERTY (CONSTRUCTION AREA AS WELL AS THE SITE).
   (b) FIRE EXITS & EMERGENCY RESCUE WINDOWS ARE TO BE CLEAR OF ALL CONSTRUCTION MATERIALS & EQUIPMENT AT ALL TIMES.

DOORS & FRAMES

1. CENTER LINE OF ALL PANIC DEVICES. PUSH BARS SHALL BE 38" (3'-2") ABOVE FINISHED FLOOR (MAXIMUM).
2. CLEAN AND CAULK THE FULL PERIMETER OF ALL GLASS, FRAMES, AND PANEL EDGES OF NEW FRAMES AND LITES AS PER SPECIFICATIONS.
3. ALL NEW FRAMES IN GYPSUM BOARD PARTITIONS TO HAVE THREE (3) ANCHORS PER JAMB MINIMUM INTO STUD AND FRAME.
4. HEADS OF ALL PERMITTED SURFACE ANCHORS TO BE COUNTERSUNK AND GROUND SMOOTH.
5. ELECTRO-MAGNETIC HOLDERS FOR DOORS, TO BE TIED INTO FIRE ALARM SYSTEM, FURNISHED & INSTALLED BY E.C.
6. ALL DOOR FRAMES SHALL BE PROVIDED WITH SILENCERS.
7. EXTERIOR METAL DOORS AND FRAMES ARE TO BE INSULATED ALUMINUM.
8. ALL DOORS TO HAVE HOSPITAL STOPS AND ALL HINGES TO HAVE HOSPITAL TIPS.

PLUMBING

1. PLUMBING CONTRACTOR TO PROVIDE AND INSTALL ALL NEW PLUMBING FIXTURES AS INDICATED (SEE PLANS, SPEC, AND SCHEDULE) WITH ALL REQUIRED PIPING, TRAPS, VENTING, CLEANOUTS, ETC., AS SHOWN OR AS REQUIRED PER CODE.
2. PLUMBING CONTRACTOR TO PROVIDE FOR ALL FIXTURES, CONCEALED CARRIERS AS REQUIRED.
3. ALL EXPOSED PIPING BELOW NEW SINKS/LAVATORIES ARE TO BE INSULATED/PROTECTED TO MEET ALL ADA REQUIREMENTS.
4. PLUMBING CONTRACTOR TO PROVIDE AND INSTALL ALL PLUMBING EQUIPMENT AS INDICATED (SEE PLANS, SPEC, AND SCHEDULE) WITH ALL REQUIRED CONTROLS, VALVES, DRAINS, ETC., AS SHOWN OR AS REQUIRED FOR PROPER OPERATION OR FOR CODE COMPLIANCE.
5. PLUMBING CONTRACTOR TO COORDINATE HIS WORK IN SPECIAL ROOMS WITH CASEWORK ROUGH-IN REQUIREMENTS OF THAT TRADE AND TO COORDINATE HIS WORK IN KITCHEN AREAS WITH ROUGH-IN REQUIREMENTS.
6. PLUMBING CONTRACTOR TO PROVIDE AS-BUILT DRAWINGS FOR BOILER ROOMS, DOMESTIC WATER PIPES AND EQUIPMENT FOR V.A.

HVAC

1. ALL NEW DUCTWORK IS TO BE INSTALLED WITH VIBRATION ISOLATORS AND 'B'-LINE STRUTS AS REQUIRED TO SECURELY ANCHOR TO STRUCTURE ABOVE.
2. ALL DUCT SIZES SHOWN ARE FULL SIZE DIMENSIONS.
3. PROVIDE SPLITTER DAMPERS FOR ALL DUCT DIVISIONS.
4. HEATING PIPES ARE TO BE HUNG FROM STRUCTURE ABOVE IN SUCH A MANNER SO AS TO NOT COMPROMISE THE STRUCTURAL INTEGRITY OF FLOOR OR ROOF STRUCTURE ABOVE PIPES. FRICTION FITTINGS/ANCHORS ARE NOT ALLOWED.
5. HVAC CONTRACTOR TO PROVIDE AND INSTALL ALL NEW HVAC EQUIPMENT AS INDICATED (SEE PLANS, SPEC, AND SCHEDULE) WITH ALL REQUIRED CONTROLS, VALVES, DRAINS, ETC., AS SHOWN OR AS REQUIRED FOR PROPER OPERATION OR FOR CODE COMPLIANCE.
6. MECHANICAL CONTRACTOR TO COORDINATE HIS WORK IN SPECIAL ROOMS WITH CASEWORK ROUGH-IN REQUIREMENTS.
7. MECHANICAL CONTRACTOR SHALL COORDINATE ALL R.O. LOCATIONS AND SIZES FOR VENTILATION WITH THE G.C. CONTRACTOR.
8. MECH CONTRACTOR TO PROVIDE A LEAK FREE, NO DRAFT INSTALLATION OF ALL UNIT VENTS. ALL UNITS TO BE INSTALLED TIGHT TO WALL WITH MANUFACTURERS APPROVED GASKETS.
9. MECH CONTRACTOR IS TO PROVIDE DUST AND PAINT PROTECTION COVERS ON NEW UNIT VENTS DURING CONSTRUCTION.

ELECTRIC

1. ELECRICAL CONTRACTOR TO PROVIDE POWER TO ALL NEW WORK IN EXISTING BUILDING (LIGHT FIXTURES, RECEPTACLES EQUIPMENT, ETC.) IN A CONCEALED MANNER.
2. ELECTRIC CONTRACTOR TO PROVIDE AND INSTALL ALL NEW ELECTRIC EQUIPMENT AS INDICATED (SEE PLANS, SPEC., AND SCHEDULE) WITH ALL REQUIRED CONTROLS, ETC., AS SHOWN OR AS REQUIRED FOR PROPER OPERATION OR FOR CODE COMPLIANCE.
3. ELECTRICAL CONTRACTOR TO FURNISH & INSTALL AS SHOWN ON PLANS ELECTRO-MAGNETIC DOOR HOLDERS & TIE INTO FIRE ALARM SYSTEM AND PROVIDE ADEQUATE POWER IN CONCEALED MANNER.
4. ELECTRICAL CONTRACTOR TO COORDINATE LOCATIONS OF ALL DATA, PHONE, & ELECTRIC OUTLETS WITH OTHER TRADES.
5. ELECTRICAL CONTRACTOR TO COORDINATE HIS WORK WITH LAYOUT AS SHOWN ON CASEWORK DRAWINGS.
6. DATA AND PHONE OUTLETS SHOWN IN PLAN ARE APPROXIMATE. THE ELECTRICAL CONTRACTOR IS TO COORDINATE WITH THE OWNERS REPRESENTATIVE FOR ALL NON-TYPICAL ROOM LOCATIONS.

ARCHITECTURAL CASEWORK & EQUIPMENT

1. GENERAL CONTRACTOR IS TO PROVIDE ALL ROUGH-IN INFORMATION ON SHOPS (LOCATION & SIZE) SO AS NOT TO DELAY THE WORK OF OTHER TRADES. THE WORK OF OTHER TRADES IS BUILT INTO THE STRUCTURE, CASEWORK SHOPS MUST BE SUBMITTED AND APPROVED PRIOR TO ERECTION OF STRUCTURE.
2. ALL CABINET DOORS AND DRAWERS TO HAVE LOCKS EXCEPT SINK CABINETS. CABINET LOCKS IN ALL ROOMS TO BE KEYED ALIKE IN EACH ROOM AND DIFFERENTLY FROM OTHER ROOMS.
3. GENERAL CONTRACTOR SHALL INSTALL ALL ARCHITECTURAL CASEWORK FOR ALL ROOMS SHOWN ON PLANS OR CALLED FOR IN SCHEDULES, INSTALL ALL TOPS, BACK SPLASHES, FILLERS, BLOCKING, ETC.
4. GENERAL CONTRACTOR SHALL VERIFY ALL DIMENSIONS PIPE CHASES OR OTHER OBSTRUCTIONS IN FIELD FOR PROPER INSTALLATION OF CABINETWORK AND ALTER WORK AS NECESSARY FOR PROPER FIT.
5. GENERAL CONTRACTOR SHALL SUPPLY AND INSTALL ALL FILLERS, CLOSURES, BLOCKING, ETC., FOR ALL BASE AND WALL CABINETS, CASES, ETC.

ACOUSTICAL CEILINGS

1. IN CEILING HEIGHT CHANGES NECESSARY BECAUSE OF FIELD CONDITIONS WITHIN SAME ROOMS OR CORRIDOR, FASCIA & SOFFITS SHALL BE IN GYPSUM BOARD BY G.C. SIMILAR TO DETAIL SHOWN ON PLANS.
2. SEE REFLECTED CEILING PLANS & SPEC FOR LOCATION OF, AND TYPES OF CEILING MATERIALS AND FIRE RATINGS.

WOOD NOTES

1. PROVIDE AND INSTALL NEW CONCEALED, FIRE RETARDANT BLOCKING AT ALL NEW ACCESSORIES/CASEWORK AS REQUIRED.

LEGEND

- 24X24 SUSPENDED GRID AND CEILING TILES
- PAINTED GYP. BD. CEILING
- PAINTED GYP. BD. HEAD/ SOFFIT TYP.
- 2X4 LIGHT FIXTURE
- 2X2 LIGHT FIXTURE
- WALL SCONCE
- RECESSED DOWNLIGHT
- EXIT SIGN
- DIFFUSER
- GRILLE
- SEMI-RECESSED PENDANT SPRINKLER
- CEILING MOUNTED OCCUPANCY SENSOR
- FS — FIRE ALARM SPEAKER/STROBE
- SP — A/V SPEAKER
- J — JUNCTION BOX, SIZE PER N.E.C.

KEY PLAN

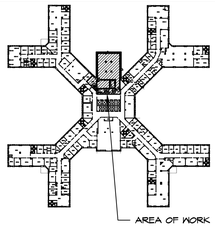

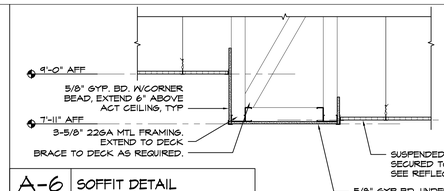

A-6 | SOFFIT DETAIL
3/4"=1'-0"

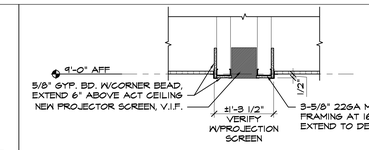

A-8 | SOFFIT DETAIL
3/4"=1'-0"

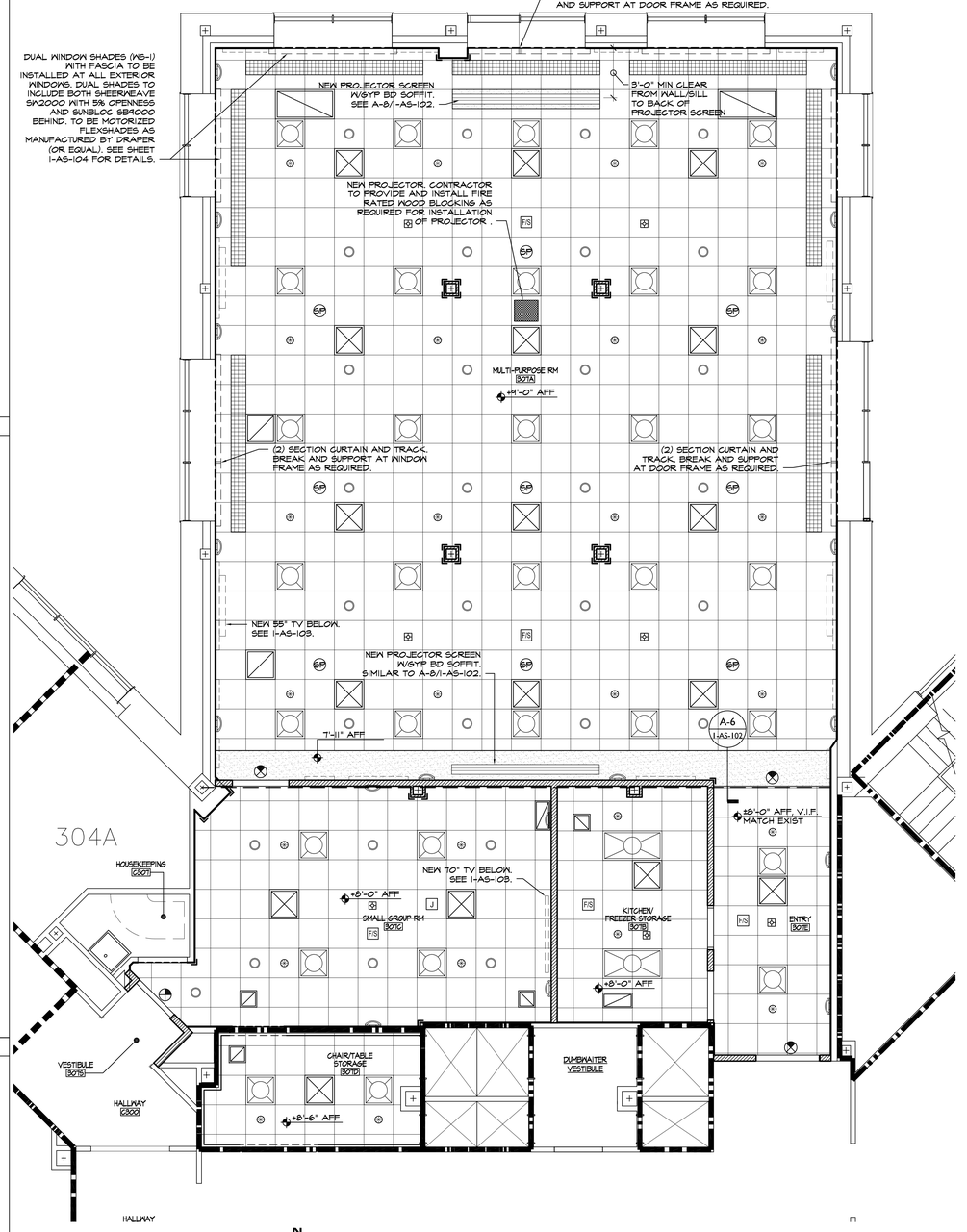

F-6 | REFLECTED CEILING PLAN
1/4"=1'-0"

N
PROJECT NORTH

REV #	REVISION DESCRIPTION	DATE

CONSULTANTS:

RAYMOND P. VANVOORHIS, R.A. REGISTERED ARCHITECT — STATE OF NEW YORK — 017205
NY REGISTERED ARCHITECT NO. 017205

ARCHITECT/ENGINEERS:

Liscum McCormack VanVoorhis LLP
ARCHITECTURE PLANNING INTERIORS
181 CHURCH STREET POUGHKEEPSIE, NEW YORK 12601 PHONE 845-452-2268 FAX 845-452-3752

FELLENZER ENGINEERING LLP
12-197 www.fellp.com
22 Mulberry St., Suite 2A, Middletown, NY 10940 t 845-343-1481 fx 845-343-4986
181 Church St., Suite 100, Poughkeepsie, NY 12601 t 845-454-9704 fx 855-320-8735

UNAUTHORIZED ALTERATION OR ADDITION TO A PLAN BEARING A LICENSED PROFESSIONAL ENGINEER'S SEAL IS A VIOLATION OF STATE EDUCATION LAW

Drawing Title: REFLECTED CEILING PLAN
Approved: Project Director

Project Title: RENOVATE FOR AUDITORIUM STRATTON VA MEDICAL CENTER
Location: V.A.M.C. ALBANY, NY
Date: 2/21/14 | Checked | Drawn

Project Number: 528A8-11-801
Building Number: 1
Drawing Number: 1-AS-102
Dwg. 9 of 24

Office of Construction and Facilities Management
Department of Veterans Affairs

VA FORM 08-6231