DRAWING NOTES:

1. JUNCTION BOX IN CEILING FOR CONNECTION TO OPERATING ROOM MONITOR ARM.
2. JUNCTION BOX IN CEILING FOR CONNECTION TO EQUIPMENT BOOM. JUNCTION BOX BY BOOM MANUFACTURER. ELECTRICAL CONTRACTOR SHALL PROVIDE CONDUIT AND WIRING TO BOOM JUNCTION BOXES.
3. JUNCTION BOX IN CEILING FOR POWER CONNECTION TO ANESTHESIA BOOM. JUNCTION BOX BY BOOM MANUFACTURER. ELECTRICAL CONTRACTOR SHALL PROVIDE CONDUIT AND WIRING TO BOOM JUNCTION BOXES.
4. FURNISH AND INSTALL SWITCH WITH FUSE HOLDER AND 1.5 AMPERE FUSES IN NEMA 1 ENCLOSURE AT TRANSFORMER (TRANSFORMER FURNISHED BY CONTROL SUBCONTRACTOR TO POWER MECHANICAL RT BOXES). SWITCH TO SERVE AS DISCONNECT FOR TRANSFORMER. PROVIDE ALL MOUNTING HARDWARE AS REQUIRED TO INSTALL AND WIRE THE SWITCH AND TRANSFORMER. TRANSFORMER SHALL BE INSTALLED ABOVE CEILING AS REQUIRED TO MINIMIZE VOLTAGE DROP. REFER TO MECHANICAL DRAWINGS FOR LOCATIONS OF RT BOXES.
5. ELECTRICAL DEVICES IN THIS ROOM SHALL BE MOUNTED AT OR ABOVE 60" ABOVE THE FINISHED FLOOR.
6. SEE PLUMBING CONTROLS DETAIL THIS SHEET.
7. SEE TYPICAL OPERATING ROOM EQUIPOTENTIAL GROUNDING PLAN ON DRAWING EL303.
8. PROVIDE DUPLEX RECEPTACLE FOR CONNECTION TO SQUIM MONITOR. COORDINATE LOCATION AND MOUNTING HEIGHT WITH ARCHITECT.
9. PROVIDE DUPLEX RECEPTACLE FOR CONNECTION TO PACS MONITOR. COORDINATE LOCATION AND MOUNTING HEIGHT WITH ARCHITECT.

NOTE:
SHARED NEUTRAL CONDUCTORS ARE NOT PERMITTED.
EACH BRANCH CIRCUIT PHASE CONDUCTOR SHALL BE PAIRED WITH A DEDICATED NEUTRAL CONDUCTOR ALONG ITS ENTIRE LENGTH, INCLUDING BRANCH CIRCUITS FOR LIGHT FIXTURES.

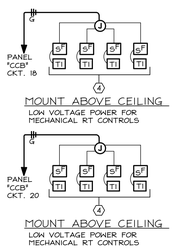

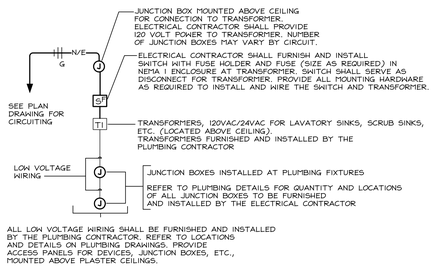

PLUMBING FIXTURE CONTROLS DETAIL

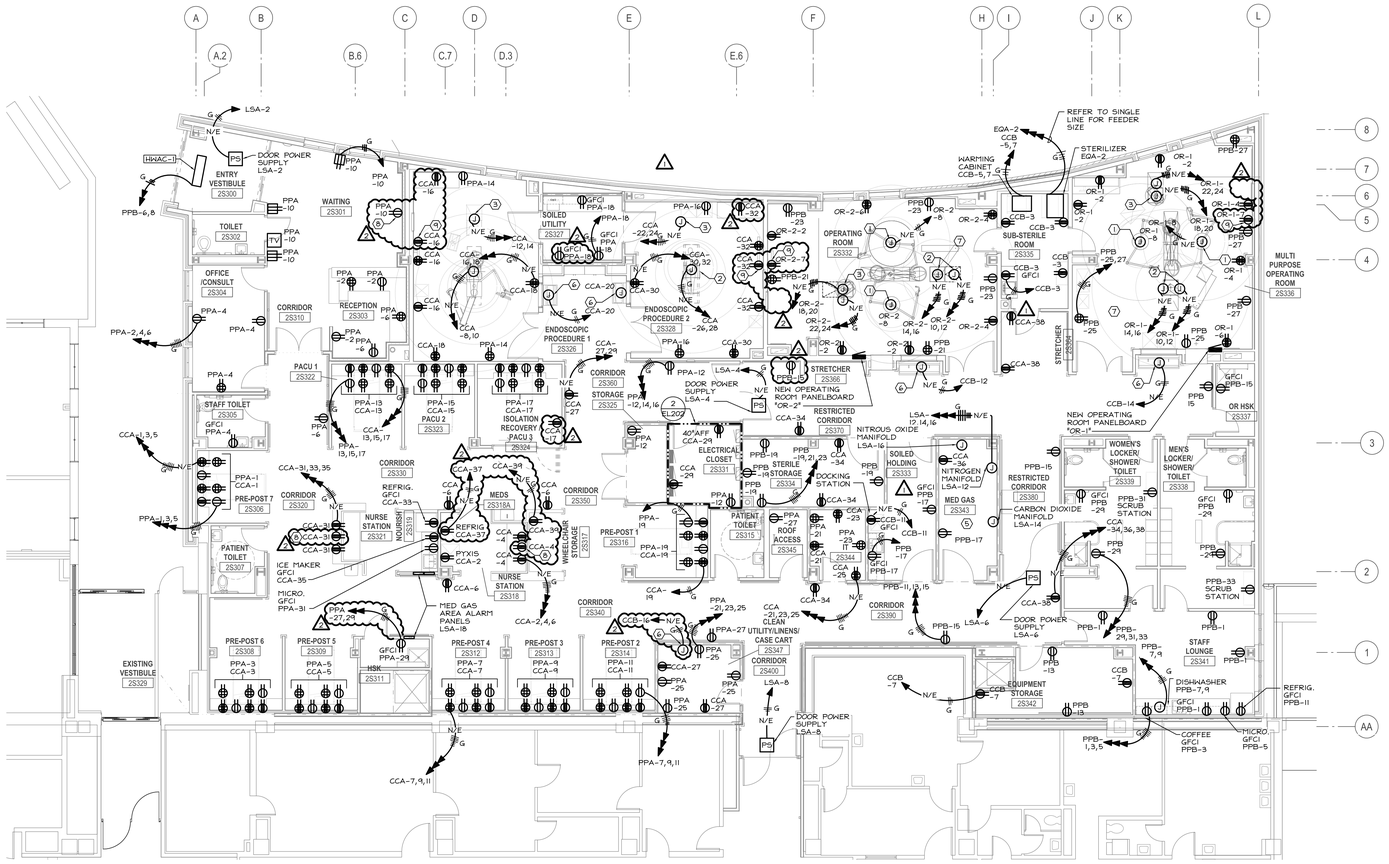

1 EL202 Second Floor - Electrical New Work - Power
1/8" = 1'-0"

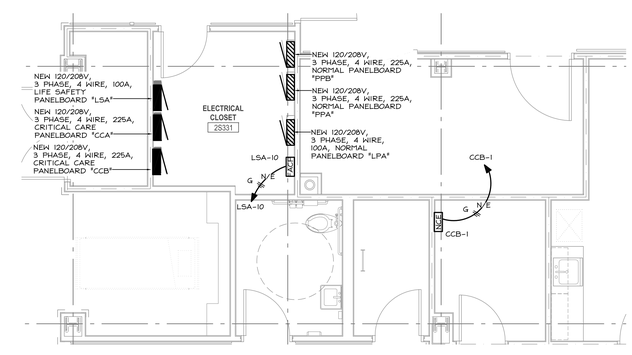

2 EL202 Enlarged Second Floor - Electrical New Work - Power
1/4" = 1'-0"

Key Plan

TRUE NORTH BUILDING NORTH

FINAL DRAWING SUBMISSION (100%)
FULLY SPRINKLERED

Revisions:	Date
VA OR Revisions	06/09/14
Electrical/Data Changes	01/07/15

CONSULTANTS:

Keystone Structural Solutions Consulting Engineers
8150 Perry Highway, Suite 302
Pittsburgh PA, 15237
Phone: 412-369-9020
Contact: Mark Sipos

GATEWAY
The Gateway Engineering, Inc.
A Full Service Civil Engineering Firm
400 Holiday Drive, Suite 300
Pittsburgh PA, 15220
Phone: 412-921-4030
Contact: Sean Donnelly

FIRSCHING, MARSTILLER, RUSBARSKY AND WOLF ENGINEERING, INC.
1500 ARDMORE BOULEVARD, SUITE 200
PITTSBURGH, PA 15221
(412) 271-5090 PHONE (412) 271-5193 FAX
FILE NO. 12068
Contact: Dave Rusbarsky

ARCHITECT/ENGINEERS: IKM Project No. 12-047

IKM
architecture
planning
interior design
IKM Incorporated
One PPG Place
Pittsburgh, PA 15222
Phone: 412-281-1337
Contact: Joe Obritz

Drawing Title	Second Floor - Electrical New Work - Power
Approved: Project Director	
Project Title	AMBULATORY SURGERY ADDITION REDESIGN
Location	VAMC 135 EAST 38th STREET, ERIE PENNSYLVANIA, 16504
Date	12 MAR 2013
Checked	CEM
Drawn	BMM
Project Number	562-311
Building Number	
Drawing Number	EL202
Dwg. 78 of 86	

Office of Construction and Facilities Management

Department of Veterans Affairs

VA FORM 08-6231