

one eighth inch = one foot
one quarter inch = one foot
one half inch = one foot
three eighths inch = one foot
one inch = one foot
one and one half inches = one foot
two inches = one foot
three inches = one foot

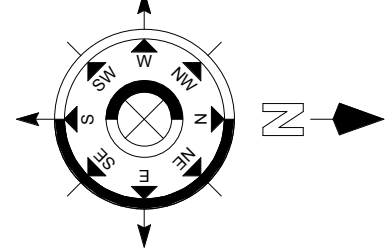
C:\Revit\01\Local Copies\2010_0092_VA_RLC Garage_CENTRAL_2014-10-8_RARC13_schematic.rvt
10/13/2014 6:27:01 PM

Revision Schedule	
Comments	Date

CONSULTANTS:

**FireLogix**
ENGINEERING, LTD.

TRUE NORTH



ARCHITECT/ENGINEERS:

**AMERICAN
STRUCTUREPOINT
INC.**
7260 Shadeland Station | Indianapolis, Indiana 46256
TEL 317.847.5580 | FAX 317.543.0270
www.structurepoint.com

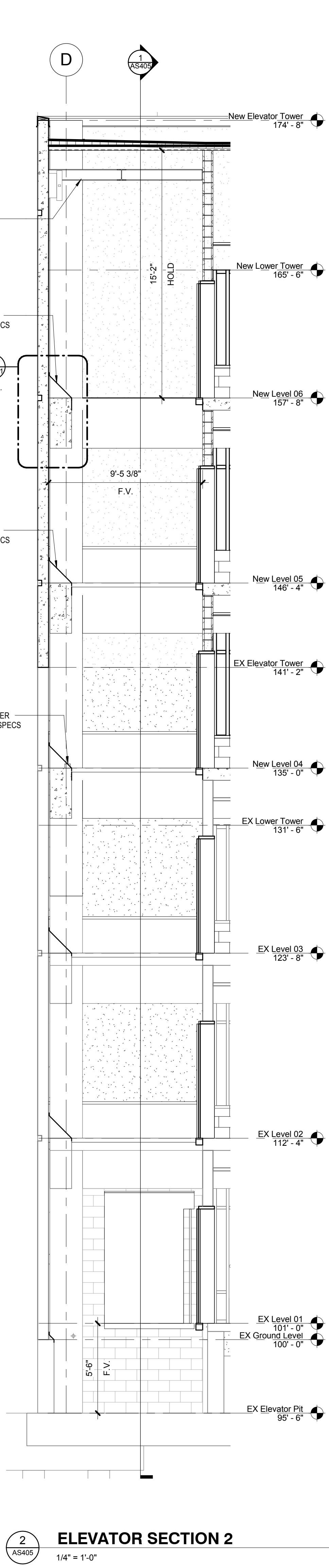
Ross & Baruzzini



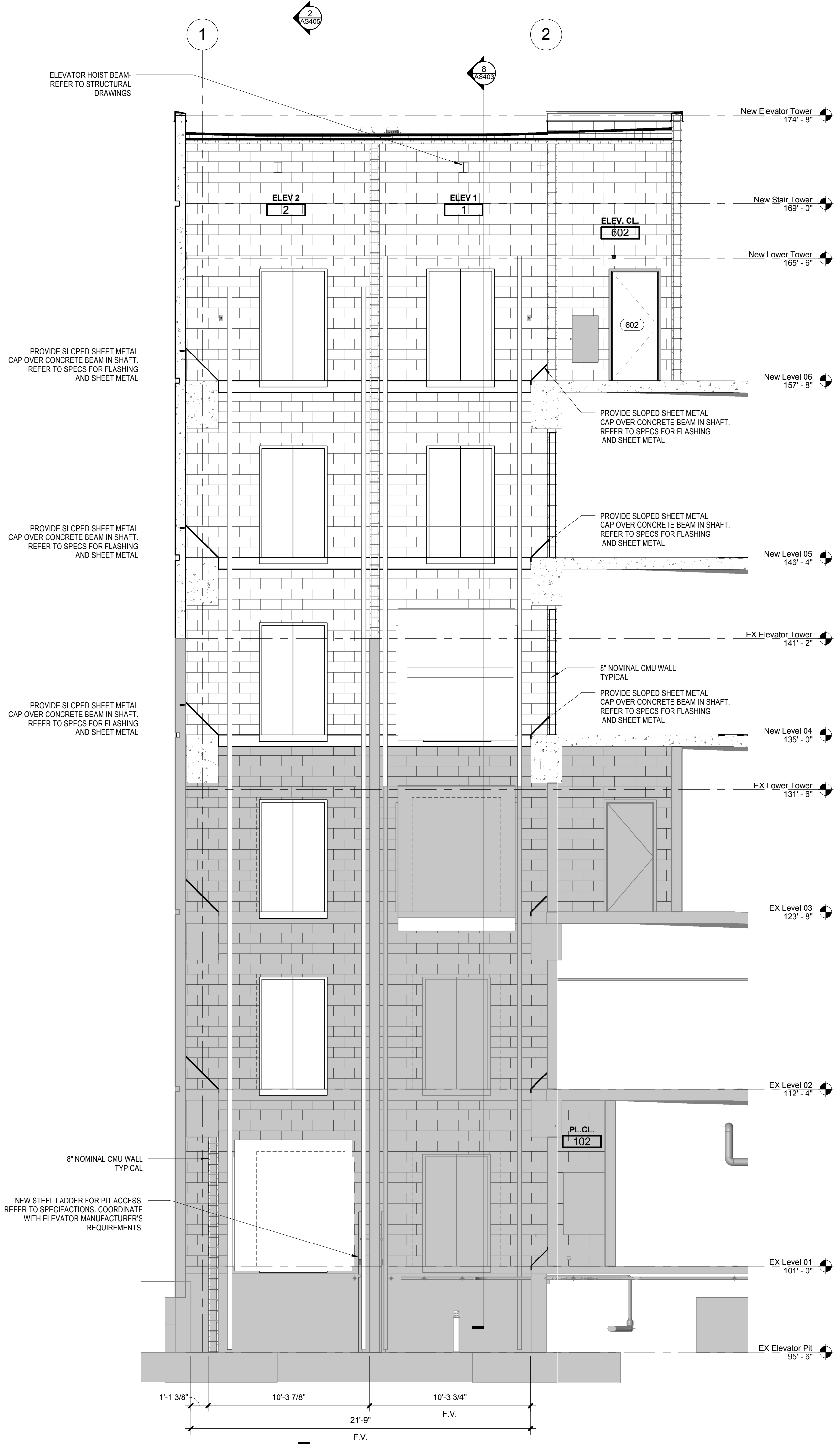
Drawing Title

GARAGE ELEVATOR SECTIONS

Project Title		Project Number		Office of Construction and Facilities Management VA Department of Veterans Affairs	
R.L. Roudebush VA Medical Center Parking Garage		583-330			
Location		Building Number			
INDIANAPOLIS, IN		20			
Date		Drawing Number			
10/14/14		AS405			
Checked		Dwg. 54 of 93			
RSB					
Drawn					
VFS					



2 ELEVATOR SECTION 2
1/4" = 1'-0"



1 ELEVATOR SECTION 1
1/4" = 1'-0"

15 GUARDRAIL/HANDRAIL HEIGHTS

14
AS501

DETAIL - EXPANSION JOINT (HORIZONTAL)

1 1/2" = 1'-0"

13
AS501

DETAIL - EXPANSION JOINT (VERTICAL)

1 1/2" = 1'-0"

12 MINIMUM CLEARANCES FOR HANDRAILS

9 HANDRAIL RETURN 2
AS501 3/4" = 1'-0"

3
AS501

STAIR HANDRAIL

$1/4" = 1'-0"$

11
AS501

DETAIL - ALUMINUM GRILLE

1 1/2" = 1'-0"

8 PRECAST WALL DETAIL
AS501
1 1/2" = 1'-0"

5
AS501

COPING AT ROOF DETAIL

1 1/2" = 1'-0"

2 RAILING TO WALL DETAIL
AS501
1 1/2" = 1'-0"

7
AS501

CONNECTOR SECTION DETAIL

1 1/2" = 1'-0"

4
AS501

COPING TO WALL DETAIL

1 1/2" = 1'-0"

1 INSET PANEL DETAIL
1 1/2" = 1'-0"

DETAIL - ROOF @ CMU

7
AS501

CONNECTOR SECTION DETAIL

1 1/2" = 1'-0"

4 **COPING TO WALL DETAIL**
AS501 1 1/2" = 1'-0"

1 INSET PANEL DETAIL
1 1/2" = 1'-0"

Revision Schedule		CONSULTANTS:		TRUE NORTH		ARCHITECT/ENGINEERS:			Drawing Title		Project Title		Project Number		Office of Construction and Facilities Management			
Comments		Date							SECTION DETAILS		R.L. Roudebush VA Medical Center Parking Garage		583-330					
						 7290 Shadeland Station Indianapolis, Indiana 46256 TEL 317 547 5580 FAX 317 543 0270 www.structurepoint.com									Building Number 20			
											Location INDIANAPOLIS, IN		Drawing Number AS501					
											Date 10/14/14		Checked RSB				Drawn VFS	

one eighth inch = one foot
one quarter inch = one foot
one half inch = one foot
three eighths inch = one foot
one half inch = one foot
three quarters inch = one foot
one inch = one foot
one and one half inches = one foot
two inches = one foot
three inches = one foot

C:\Revit\001\Local Copies\2010_00629_VA_RLK Garage_CENTRAL_2014-10-8_RARC13_schematic.rvt
10/13/2014 6:27:51 PM

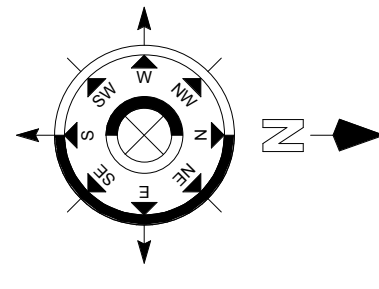
Revision Schedule	
Comments	Date

CONSULTANTS:



FireLogix
ENGINEERING, LTD.

TRUE NORTH



ARCHITECT/ENGINEERS:



**AMERICAN
STRUCTUREPOINT
INC.**

7260 Shadeland Station | Indianapolis, Indiana 46256
TEL 317.847.5580 | FAX 317.543.0270
www.structurepoint.com



Ross & Baruzzini

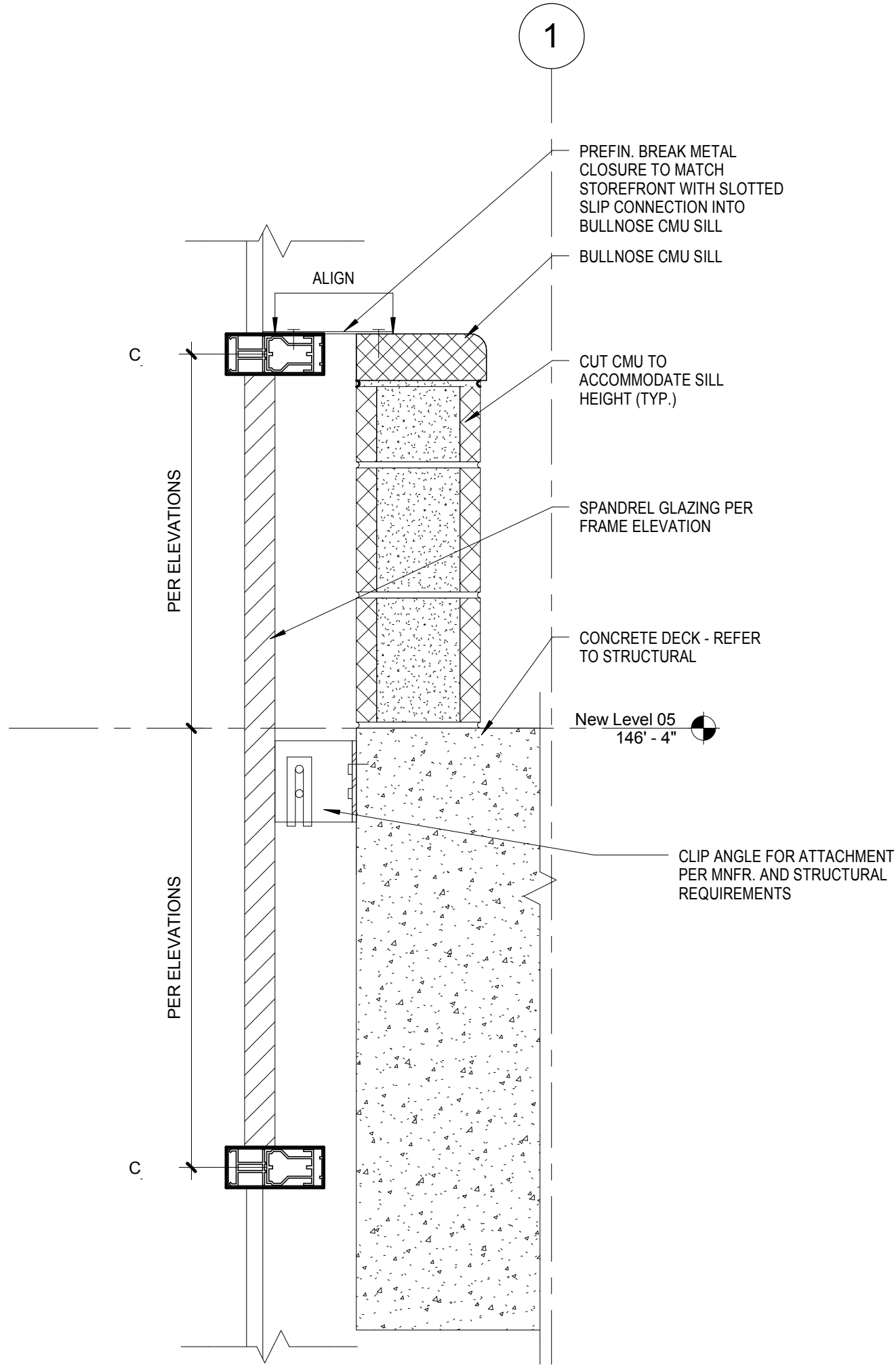


Drawing Title

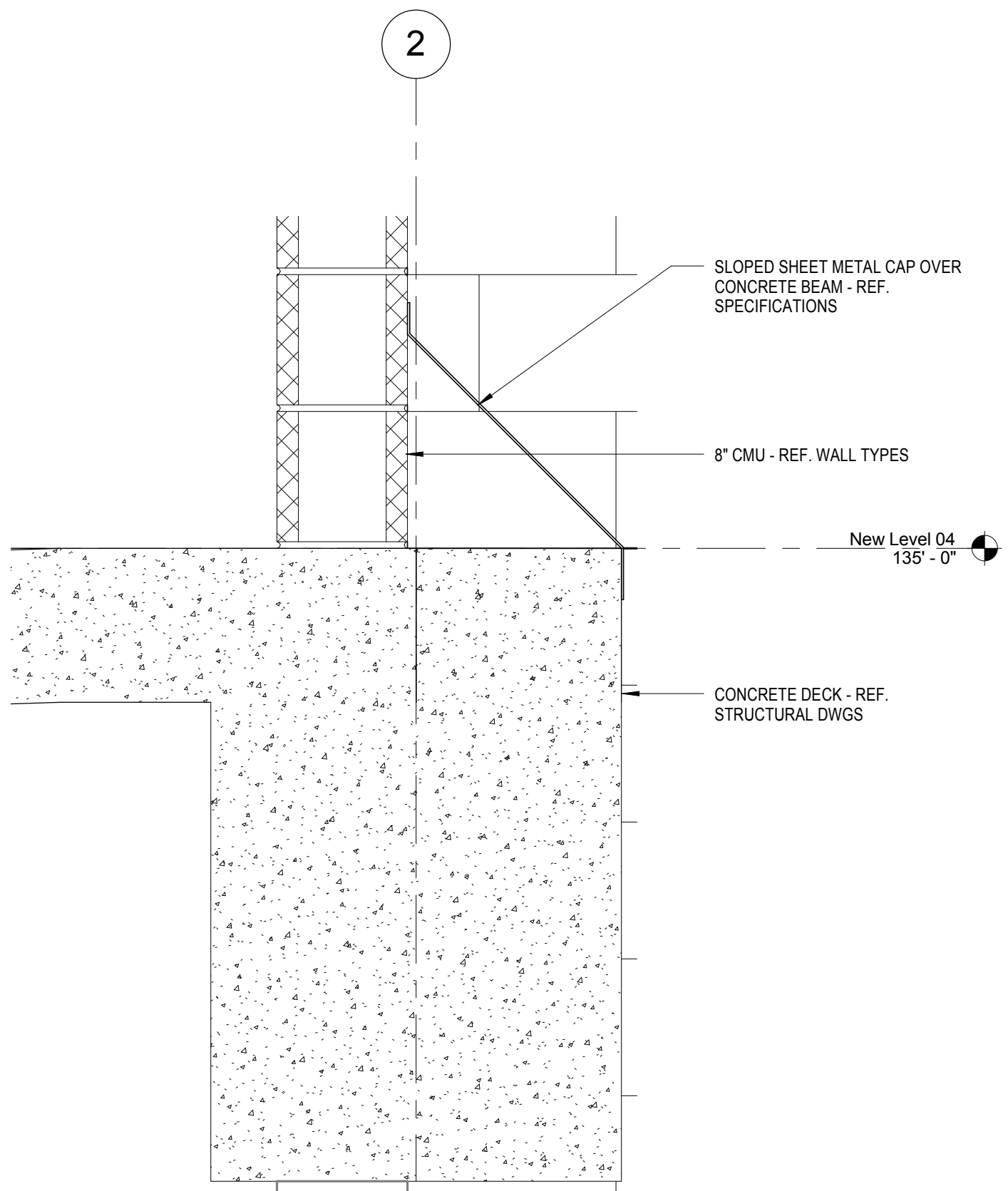
SECTION DETAILS

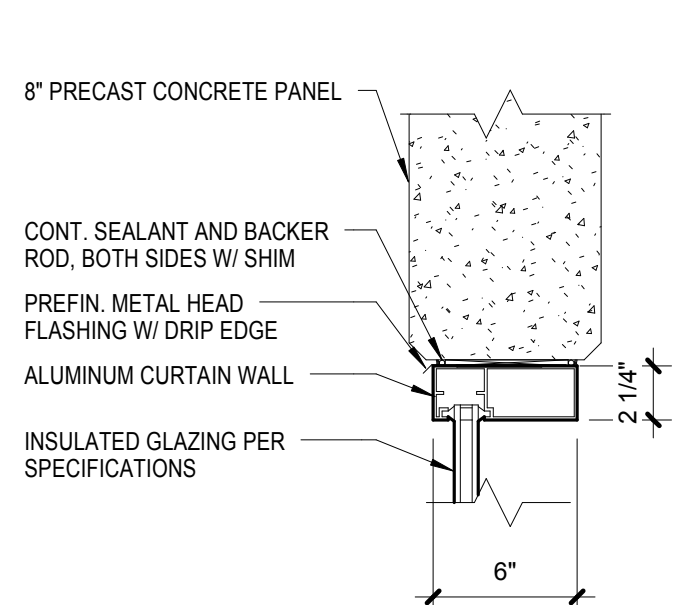
Project Title R.L. Roudebush VA Medical Center Parking Garage			Project Number 583-330	<div>Office of Construction and Facilities Management</div> <div>VA Department of Veterans Affairs</div>
Location INDIANAPOLIS, IN			Building Number 20	
Date 10/14/14	Checked RSB	Drawn VFS	Drawing Number AS502 Dwg. 56 of 93	

2
DETAIL
1 1/2" = 1'-0"

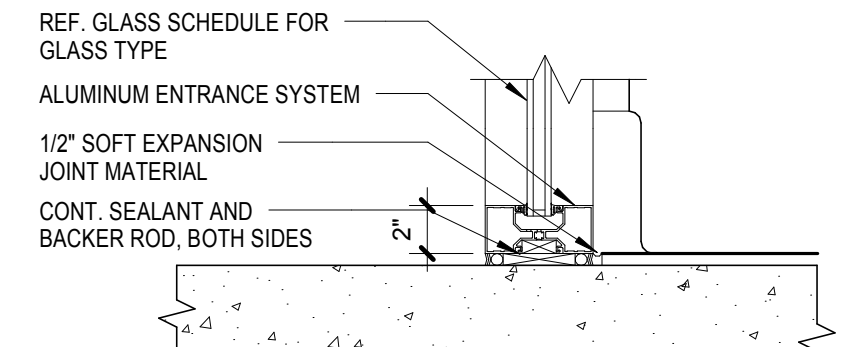


1
DETAIL
1 1/2" = 1'-0"

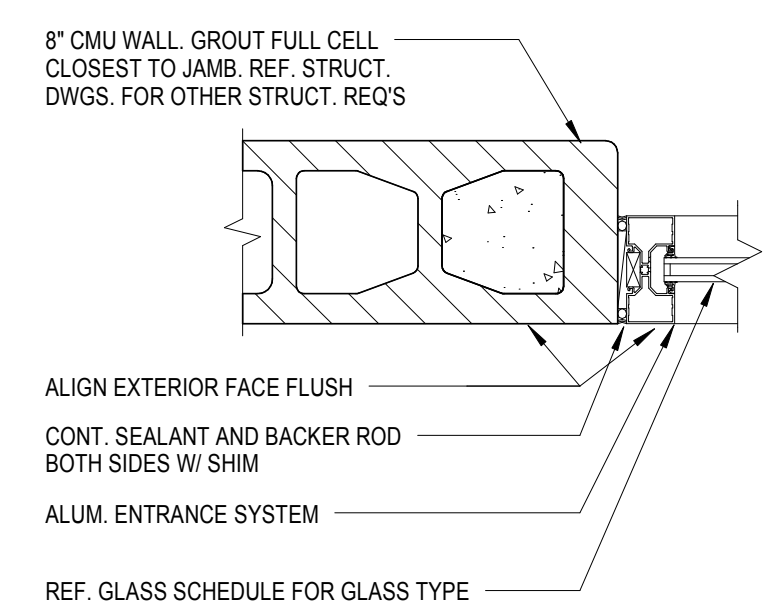




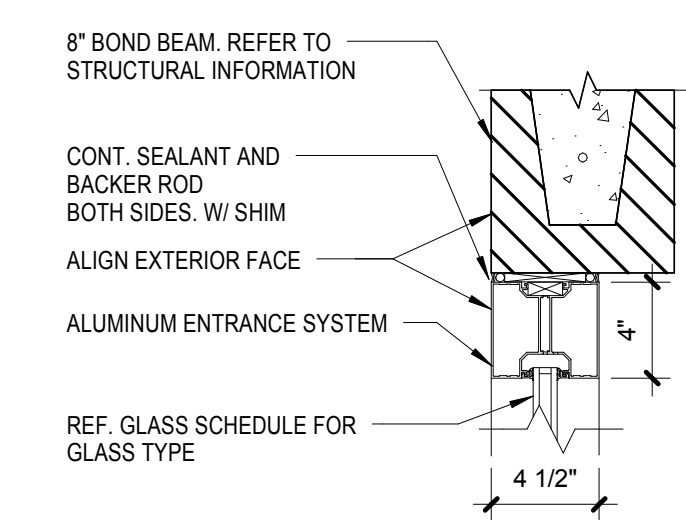
CURTAIN WALL HEAD H4



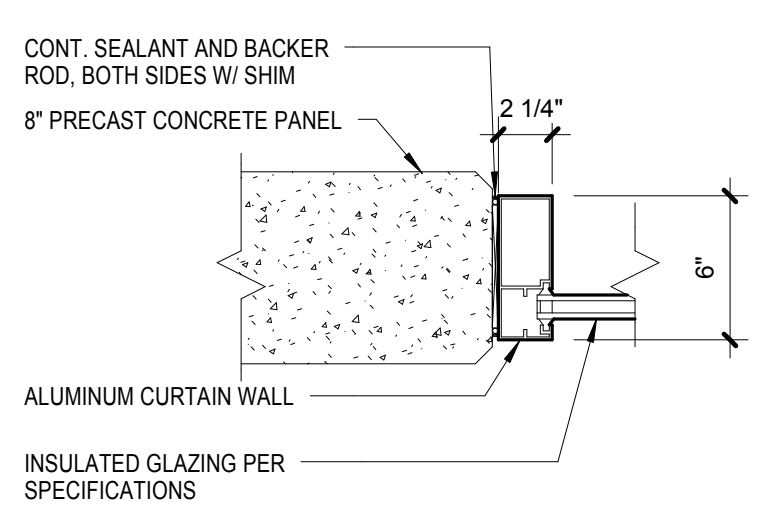
ALUM SILL (CMU) - S3



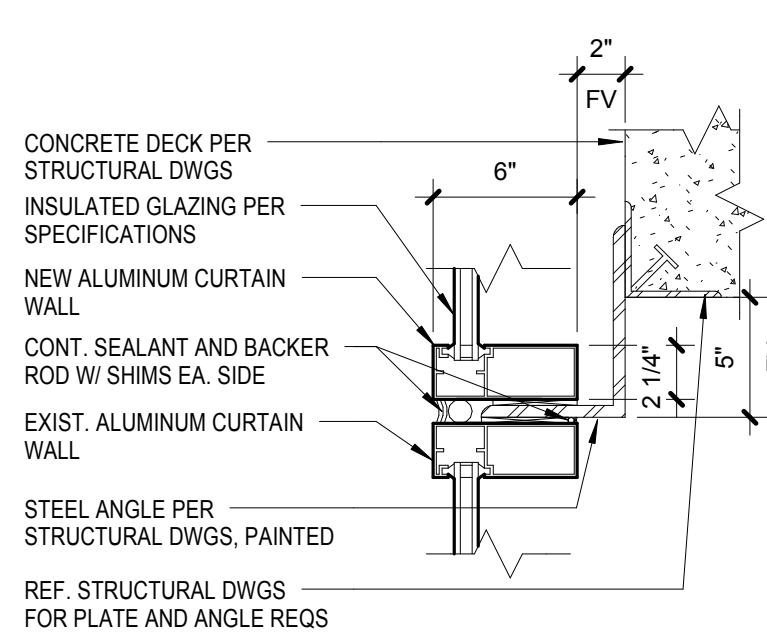
ALUM JAMB (CMU) - J3



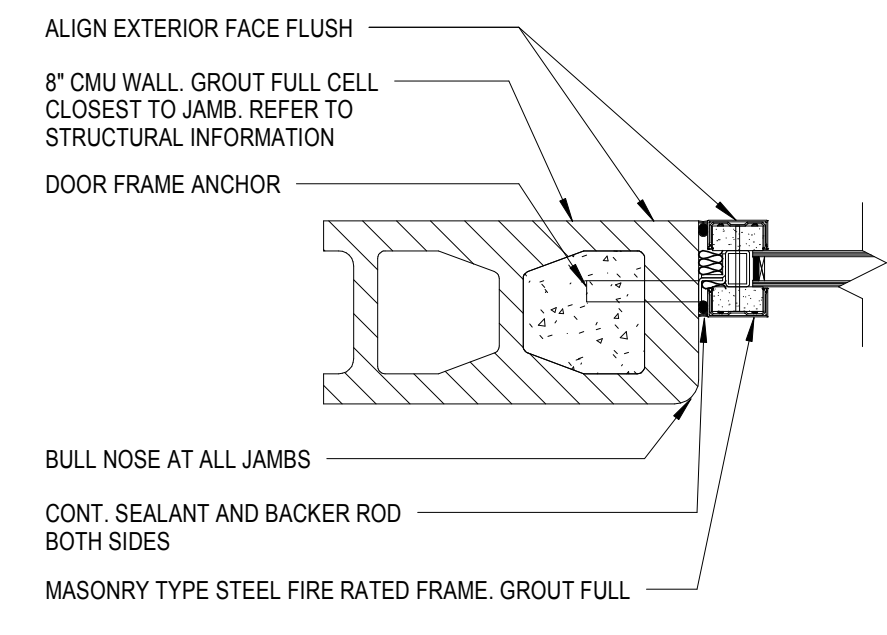
ALUM HEAD (CMU) - H3



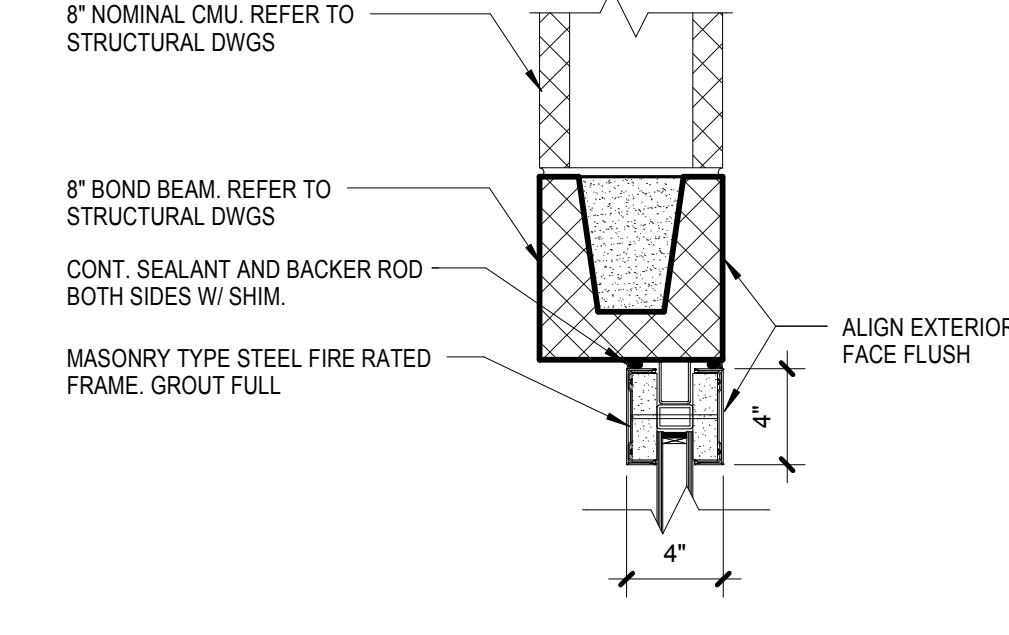
CURTAIN WALL JAMB J4



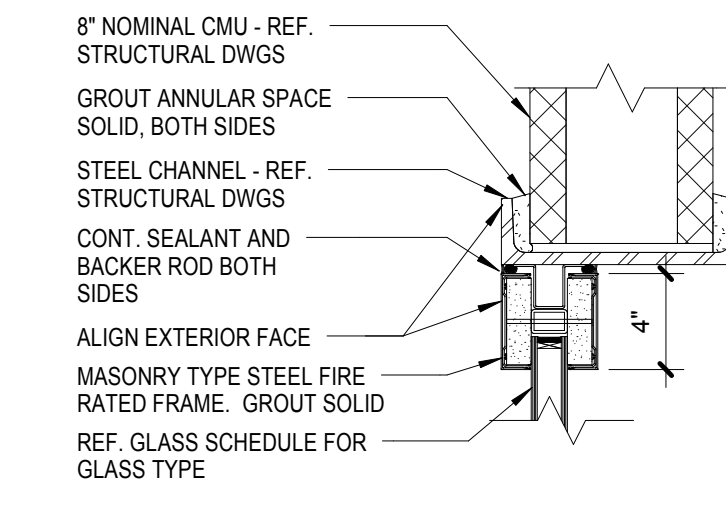
CURTAIN WALL SILL S1



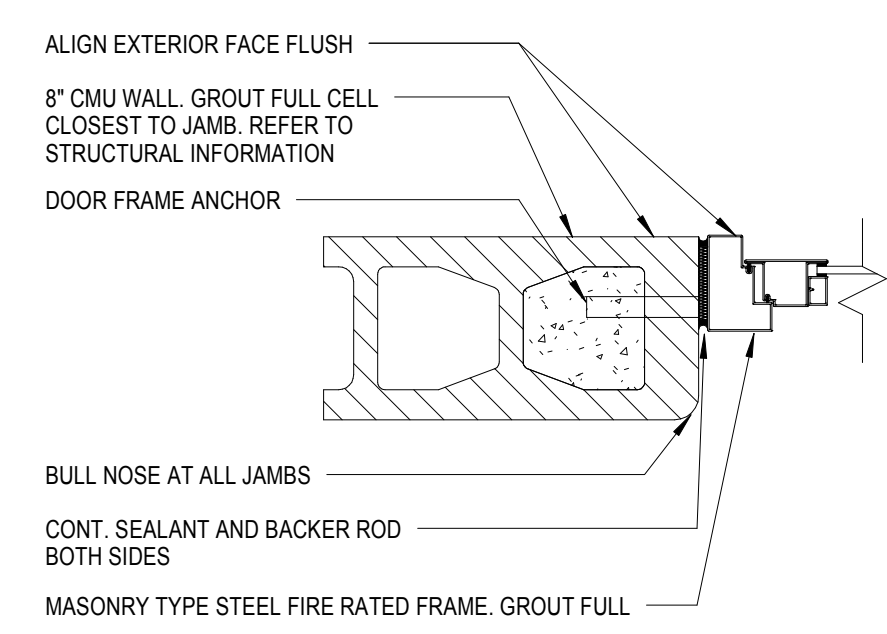
RATED GLAZING JAMB (CMU) - J2B



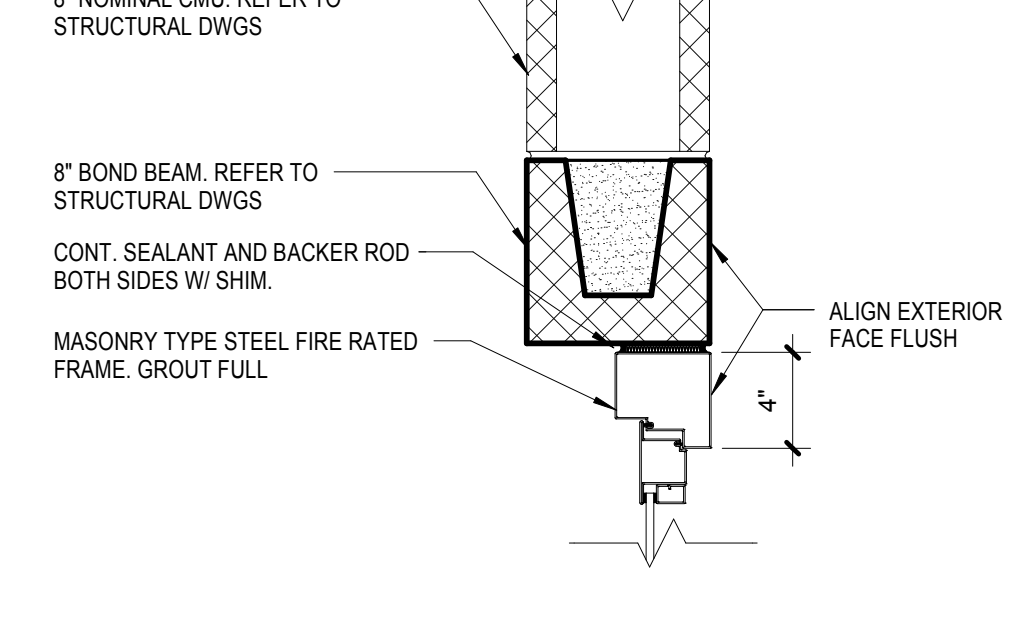
RATED GLAZING HEAD (CMU) - H2B



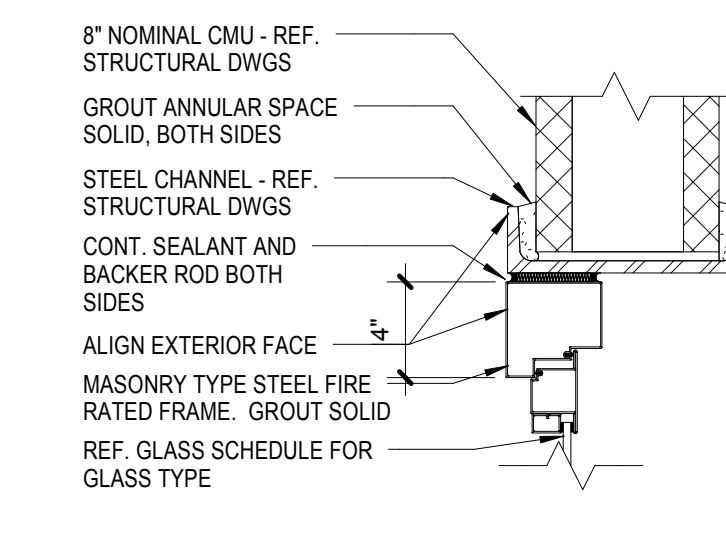
RATED GLAZING HEAD (CMU) - H2D



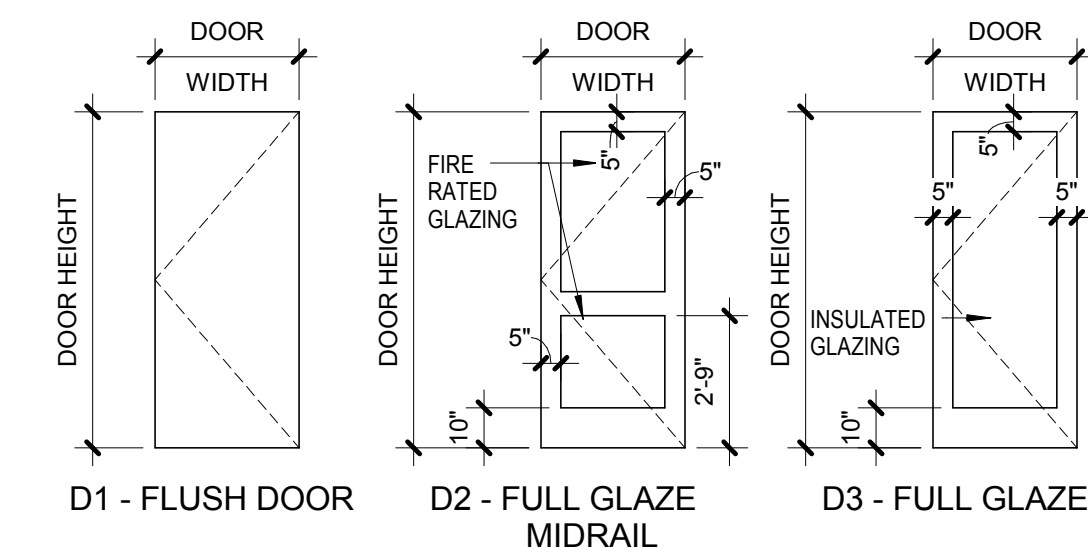
RATED GLAZING JAMB (CMU) - J2



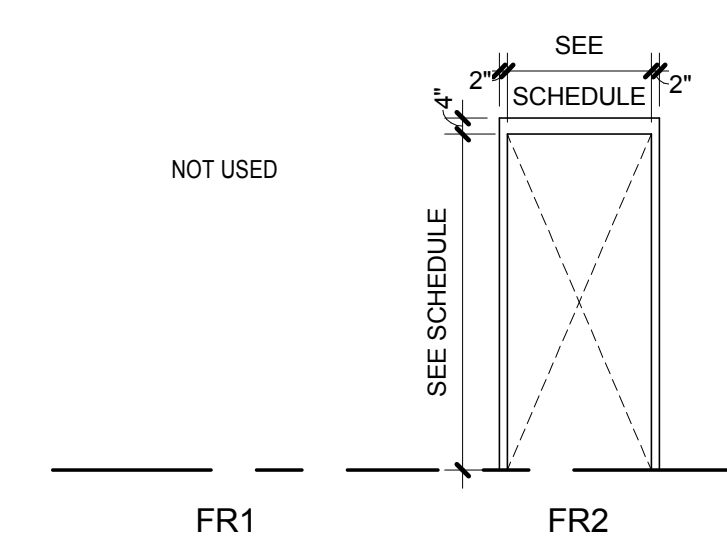
RATED GLAZING HEAD (CMU) - H2



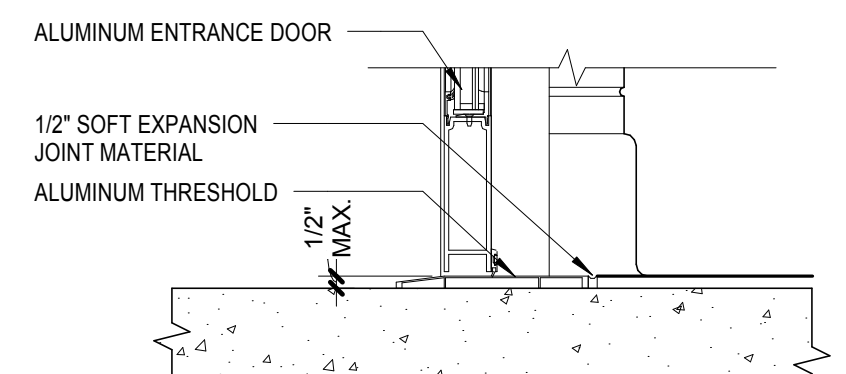
RATED GLAZING HEAD (CMU) - H2C



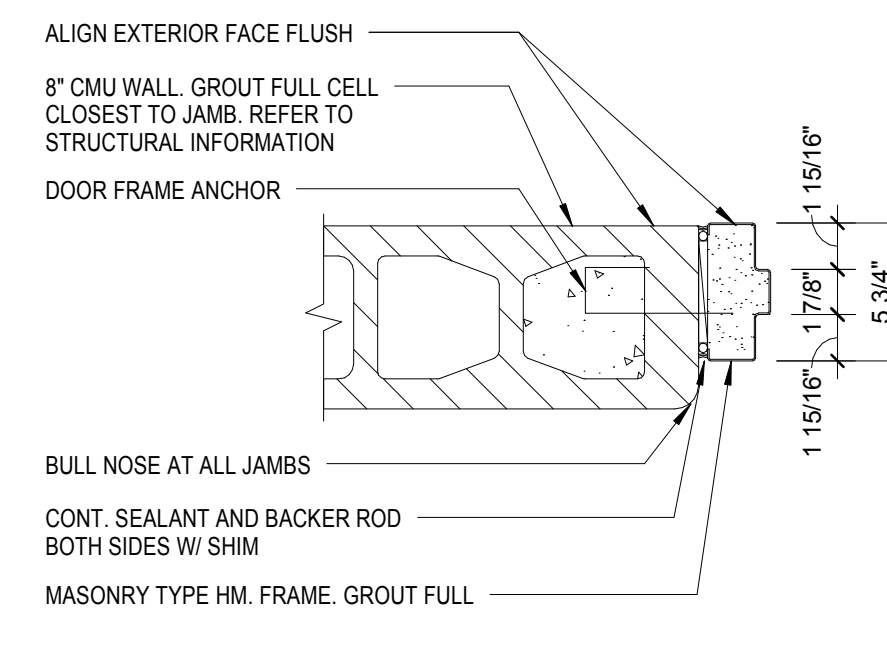
DOOR ELEVATIONS



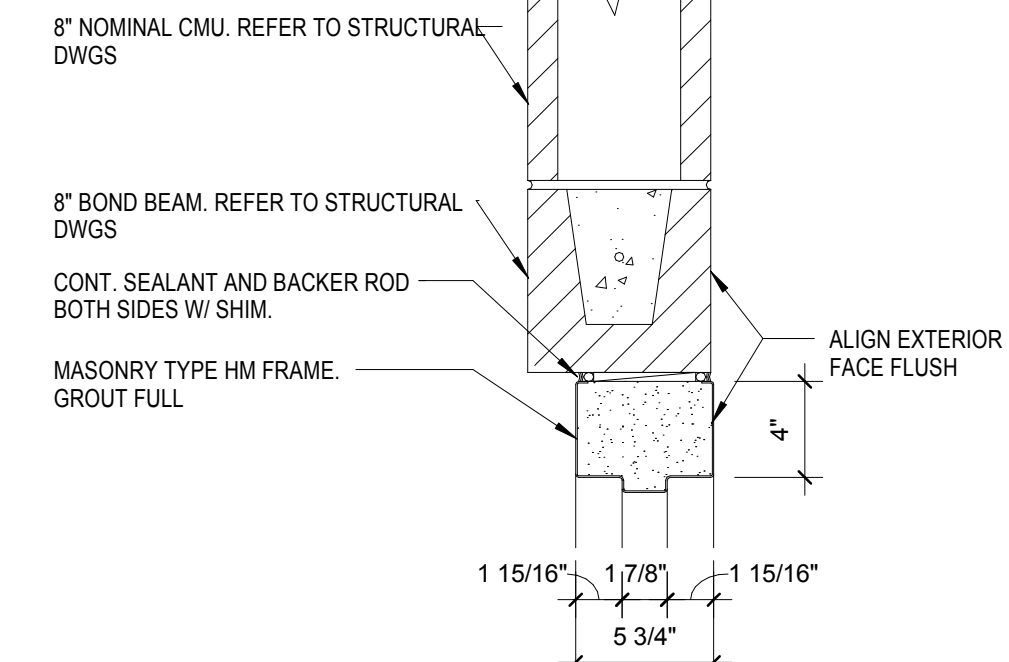
DOOR FRAME ELEVATIONS



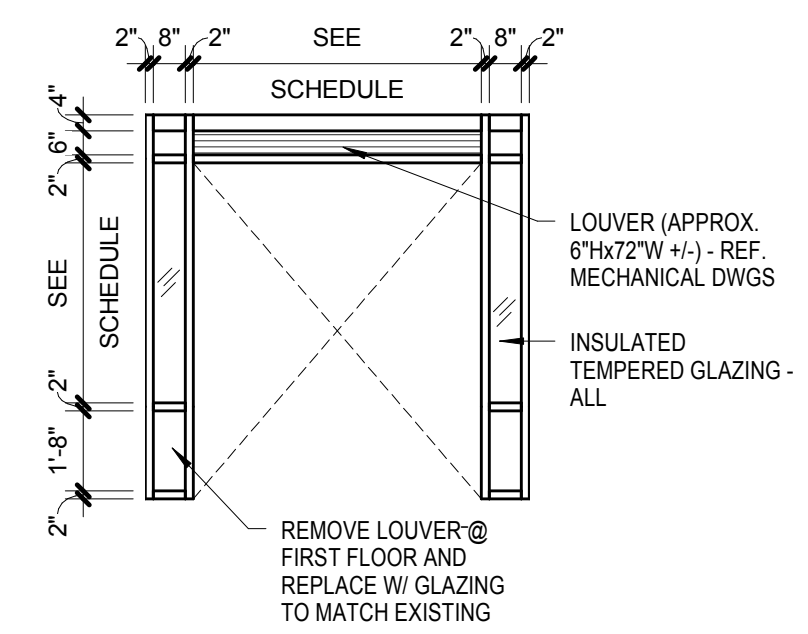
ALUM SILL (CMU) - S1



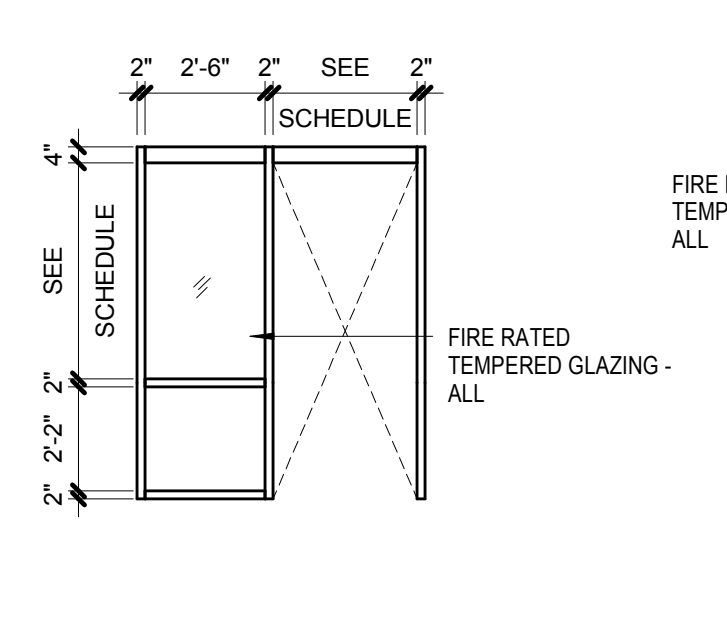
HM JAMB (CMU) - J1



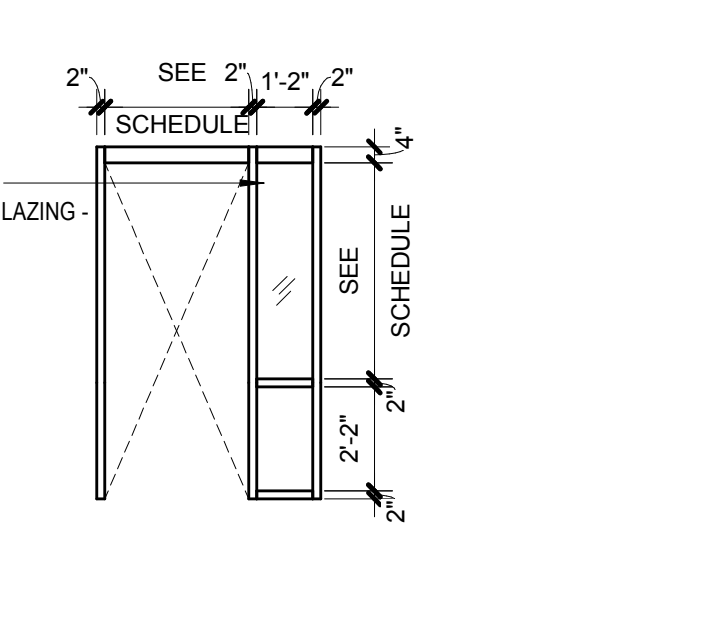
HM HEAD (CMU) - H1



STOREFRONT SF6



FIRE RATED GLAZING FR5



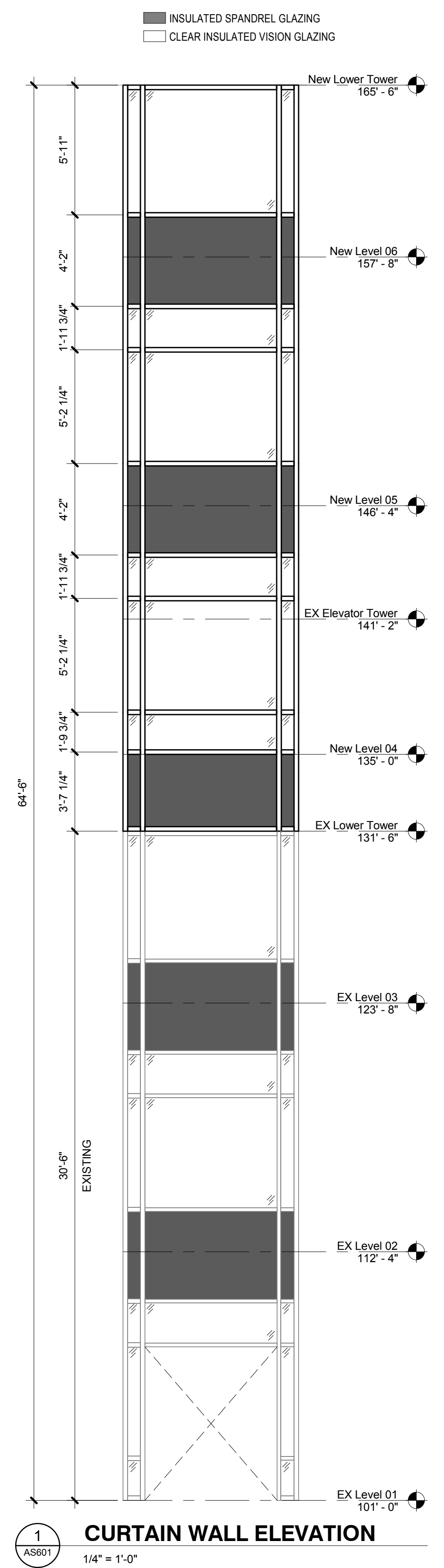
FIRE RATED GLAZING FR4

NOT USED

STOREFRONT 2

NOT USED

STOREFRONT 1



CURTAIN WALL ELEVATION

BID DOCUMENTS

Revision Schedule Comments Date	CONSULTANTS: FireLogix ENGINEERING, LTD.	TRUE NORTH 	ARCHITECT/ENGINEERS: AMERICAN STRUCTUREPOINT INC. 7200 Shadeland Station Indianapolis, Indiana 46256 TEL 317.547.5580 FAX 317.543.0270 www.structurepoint.com	Ross & Baruzzini		Drawing Title DOOR SCHEDULE AND DETAILS	Project Title R.L. Roudebush VA Medical Center Parking Garage	Project Number 583-330 Building Number 20	Office of Construction and Facilities Management VA Department of Veterans Affairs
							Location INDIANAPOLIS, IN	Drawing Number AS601 Dwg. 57 of 93	
							Date 10/14/14	Checked RSB	
							Drawn VFS		

one eighth inch = one foot
one quarter inch = one foot
three eighths inch = one foot
one half inch = one foot
three quarters inch = one foot
one inch = one foot
one and one half inches = one foot
two inches = one foot
three inches = one foot

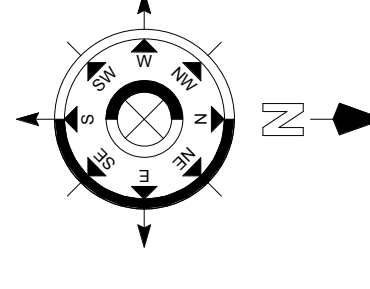
C:\Revit\2013\Local Copies\2010_00629_VA_RLVA_Garage_CENTRAL_2014-10-8_P\ARC13_ultimate.rvt
10/13/2014 6:24:08 PM

Revision Schedule	
Comments	Date


CONSULTANTS:

**FireLogix**
ENGINEERING, LTD.


TRUE NORTH



ARCHITECT/ENGINEERS:

**AMERICAN
STRUCTUREPOINT
INC.**
7200 Shadeland Station | Indianapolis, Indiana 46256
TEL 317.547.5580 | FAX 317.543.0270
www.structurepoint.com

Ross & Baruzzini



Drawing Title

**ROOM FINISH SCHEDULE AND
INTERIOR ELEVATIONS**

Project Title

**R.L. Roudebush VA Medical
Center Parking Garage**

Location

INDIANAPOLIS, IN

Date

10/14/14

Checked

RSB

Drawn

KLB

Project Number

583-330

Building Number

20

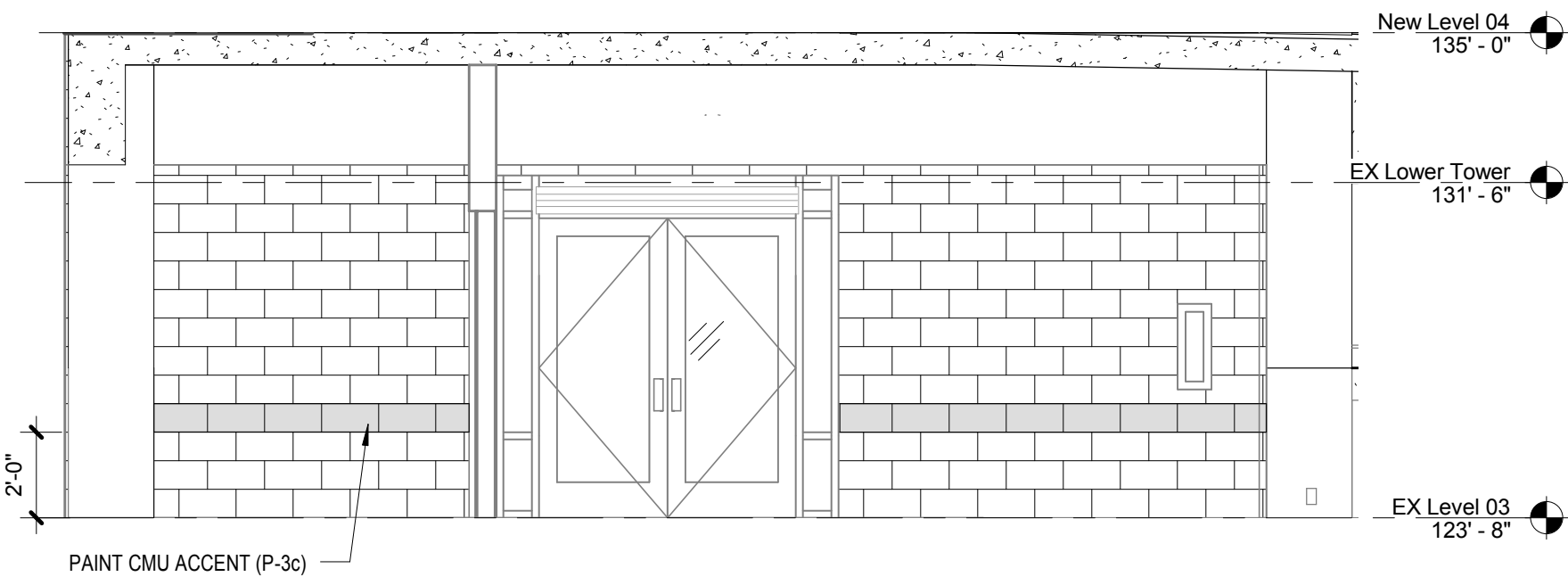
Drawing Number

AS602

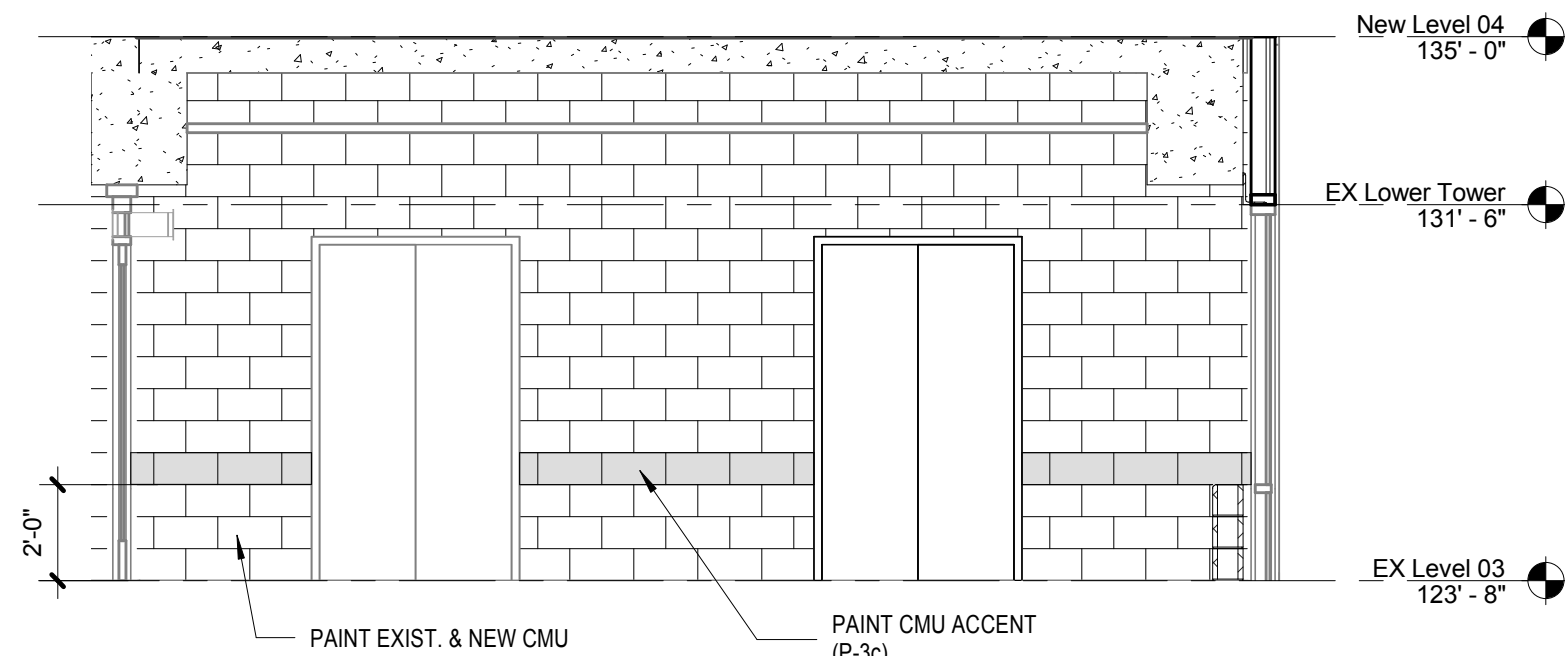
Dwg. 58 of 93

Office of
Construction
and Facilities
Management

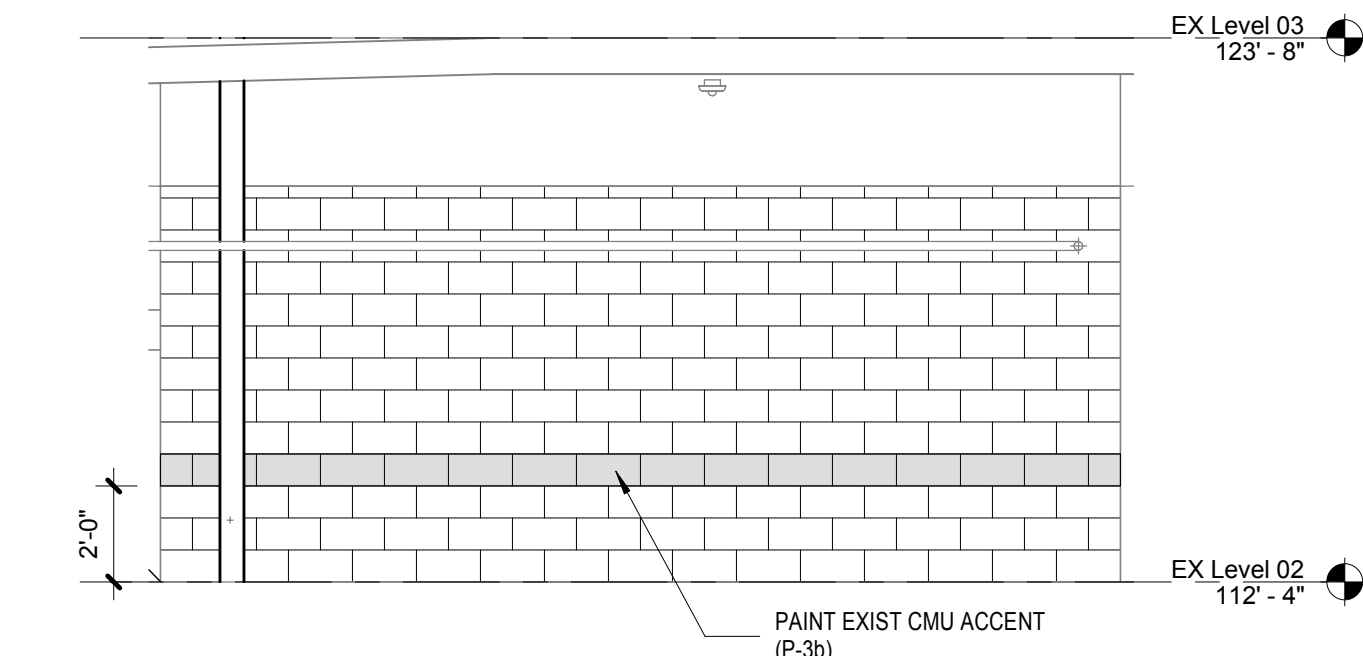
VA Department of
Veterans Affairs



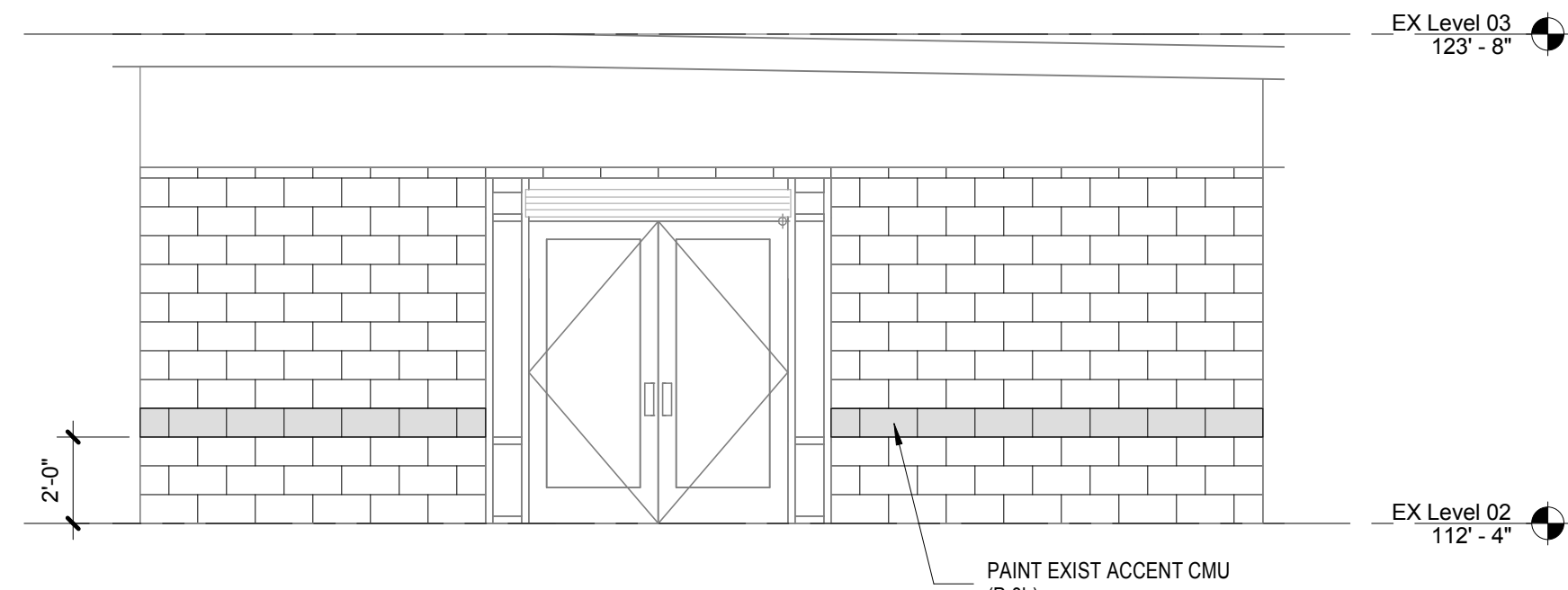
11
AS602
LOBBY 300 - EXTERIOR SOUTH
1/4" = 1'-0"



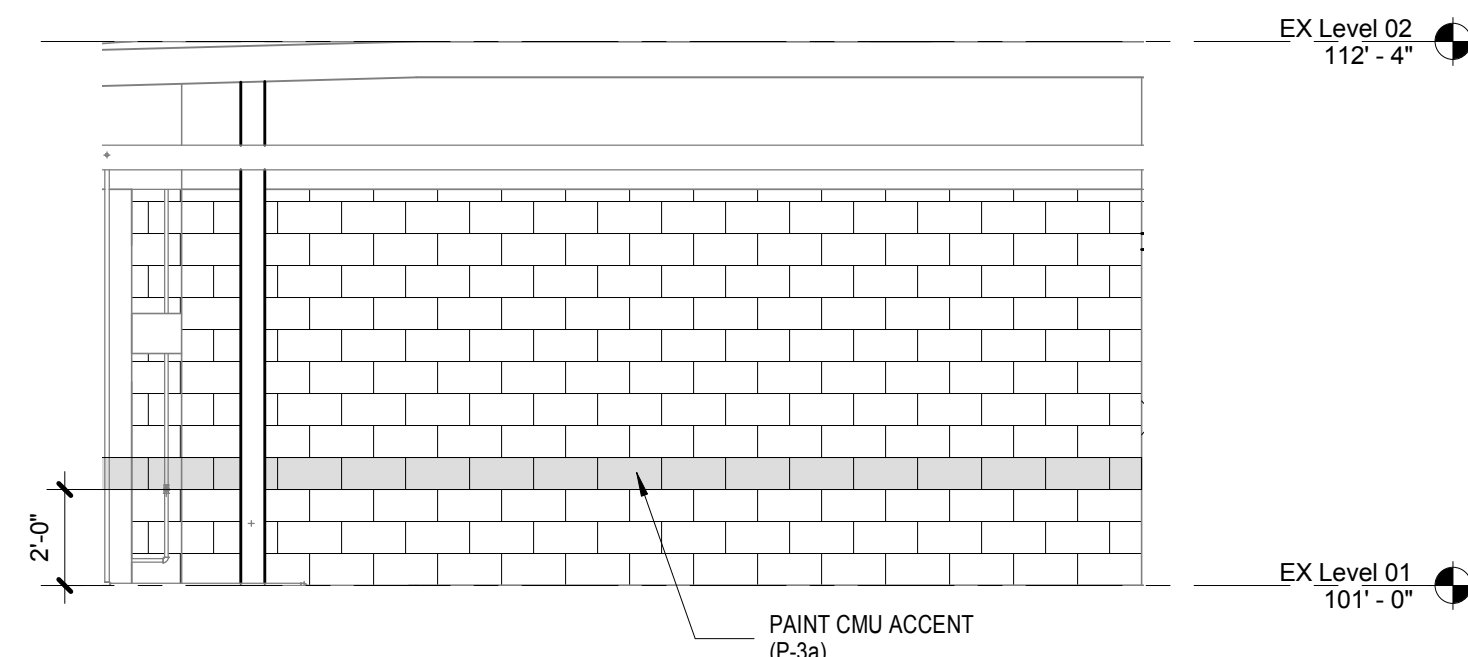
10
AS602
LOBBY 300 - WEST
1/4" = 1'-0"



8
AS602
LOBBY 200 - EXTERIOR EAST
1/4" = 1'-0"



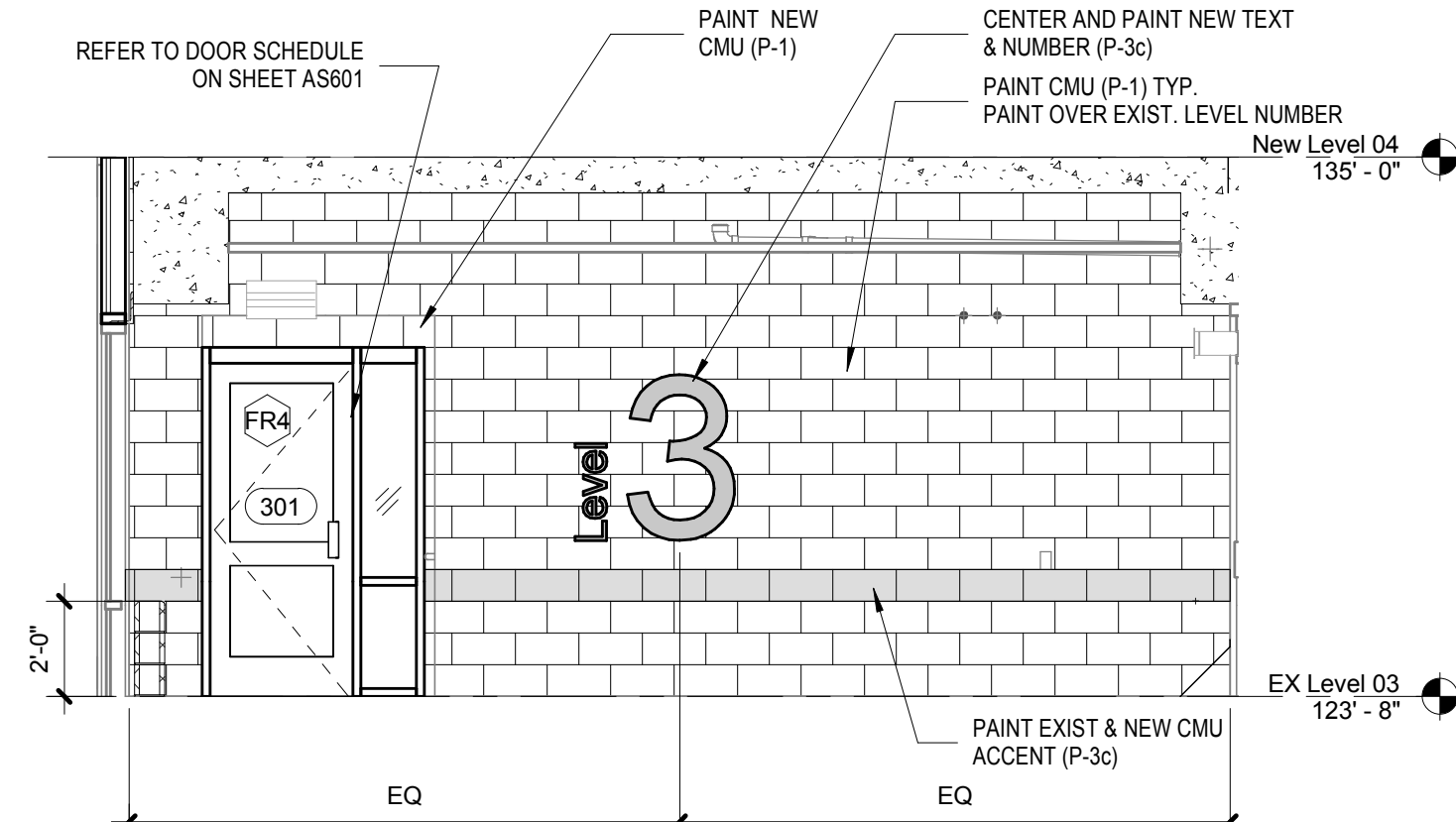
7
AS602
LOBBY 200 - EXTERIOR SOUTH
1/4" = 1'-0"



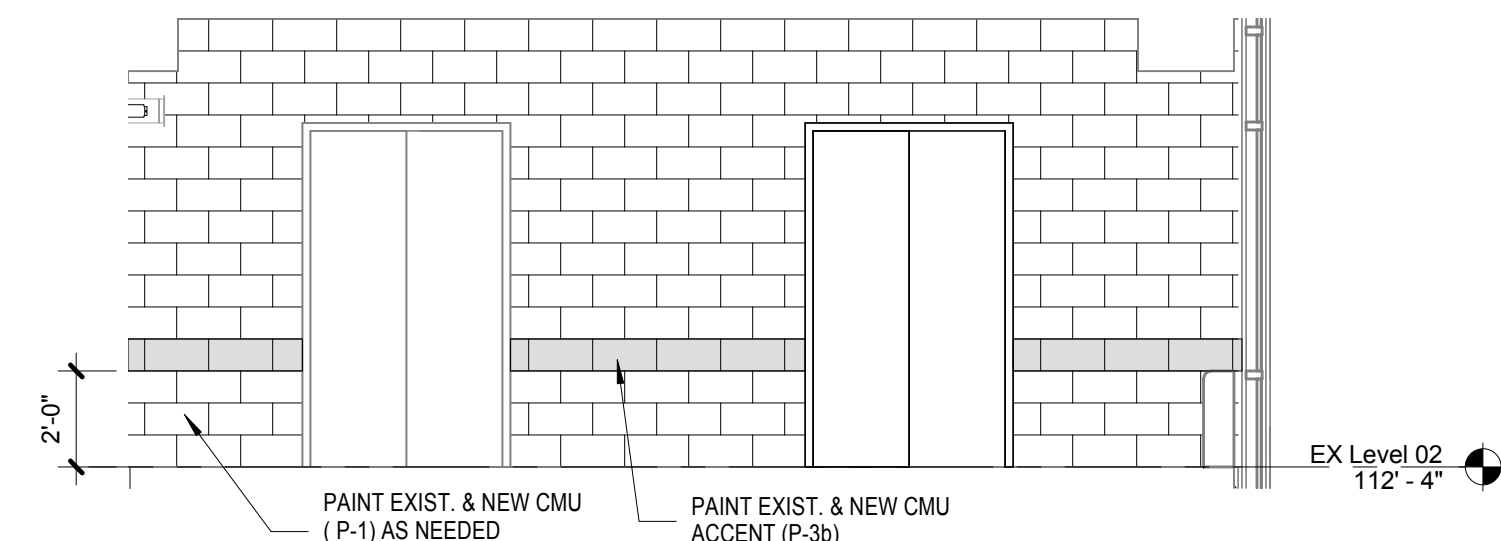
4
AS602
LOBBY 100 - EXTERIOR EAST
1/4" = 1'-0"



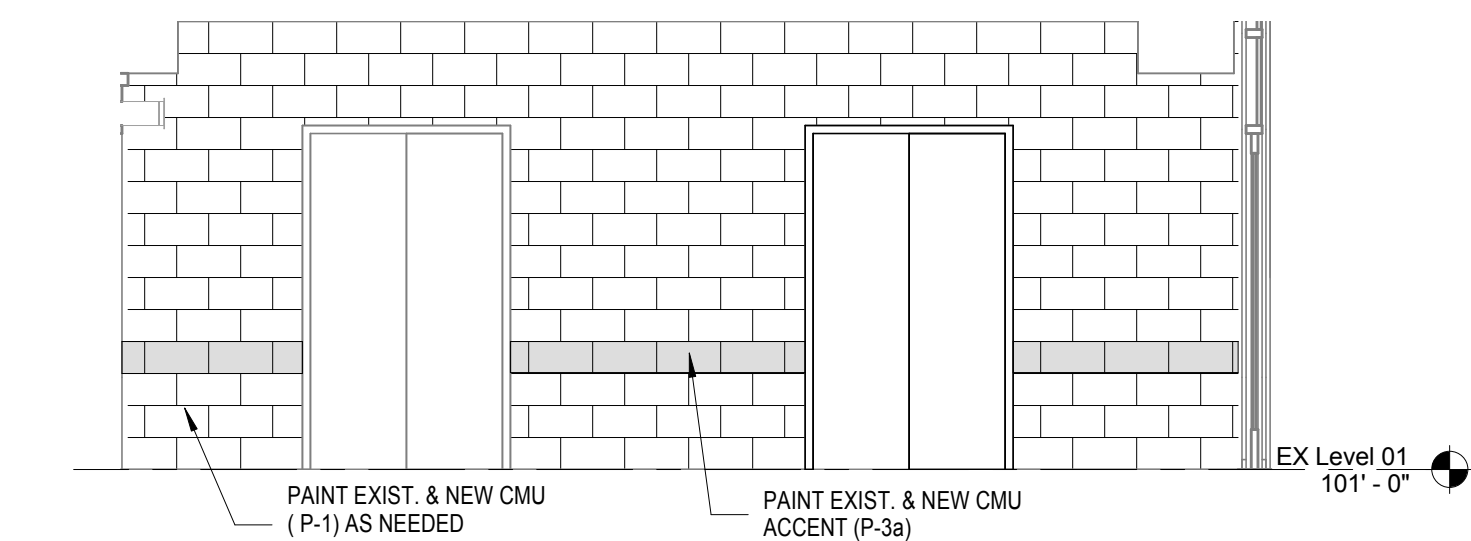
3
AS602
LOBBY 100 - EXTERIOR SOUTH
1/4" = 1'-0"



9
AS602
LOBBY 300 - EAST
1/4" = 1'-0"



6
AS602
LOBBY 200 - WEST
1/4" = 1'-0"



2
AS602
LOBBY 100 - WEST
1/4" = 1'-0"

A. TOUCHUP ANY AFFECTED AREA TO MATCH EXISTING PAINT COLOR
B. MODIFY EXISTING TILE TRANSITION AS NECESSARY TO INTEGRATE WITH NEW DOOR AND FRAME
C. PAINT CONCRETE KNEE WALL
D. SEE AS602 FOR PAINT LOCATIONS
E. NOT USED
F. SEE AS603 FOR PAINT LOCATIONS

ROOM FINISH SCHEDULE							
Room Number	Room Name	Floor Finish	Base Finish	North Wall Finish	East Wall Finish	South Wall Finish	West Wall Finish
100	LOBBY	CT	CTB	EXIST.	P-1, P-3a	EXIST.	P-1, P-3a
101	STAIR	EXIST.	EXIST.	EXIST.	EXIST.	EXIST.	P-1
102	PL. CL.	EXIST.	EXIST.	EXIST.	EXIST.	EXIST.	EXIST.
103	ELEC.	EXIST.	EXIST.	EXIST.	EXIST.	EXIST.	EXIST.
104	T-COMM	EXIST.	EXIST.	EXIST.	EXIST.	EXIST.	EXIST.
105	STAIR	EXIST.	EXIST.	EXIST.	EXIST.	EXIST.	EXIST.
106	ELEC.	EXIST.	EXIST.	EXIST.	EXIST.	EXIST.	EXIST.
107	T-COMM	EXIST.	EXIST.	EXIST.	EXIST.	EXIST.	EXIST.
108	STORAGE	EXIST.	EXIST.	EXIST.	EXIST.	EXIST.	EXIST.
200	LOBBY	EXIST.	EXIST.	EXIST.	P-1, P-3b	EXIST.	P-1, P-3b
201	STAIR	EXIST.	EXIST.	EXIST.	EXIST.	EXIST.	P-1
203	STAIR	EXIST.	EXIST.	EXIST.	EXIST.	EXIST.	EXIST.
300	LOBBY	EXIST.	EXIST.	EXIST.	P-1, P-3c	EXIST.	P-1, P-3c
301	STAIR	EXIST.	EXIST.	EXIST.	EXIST.	EXIST.	P-1
302	ELEV. CL.	EXIST.	EXIST.	EXIST.	EXIST.	EXIST.	EXIST.
305	STAIR	EXIST.	EXIST.	EXIST.	EXIST.	EXIST.	EXIST.
400	LOBBY	CT	CTB	P-1	P-1, P-3d	P-1	P-1, P-3d
401	STAIR	EXP	-	-	-	-	-
403	ELEC.	EXP	-	-	-	-	-
405	STAIR	EXP	-	P-1	P-1	P-1	P-1
406	ELEC.	EXP	-	-	-	-	-
500	LOBBY	CT	CTB	P-1	P-1, P-3e	-	P-1, P-3e
501	STAIR	EXP	-	P-1	P-1	P-1	P-1
505	STAIR	EXP	-	P-1	P-1	P-1	P-1
600	LOBBY	CT	CTB	P-1	P-1, P-3f	-	P-1, P-3f
601	STAIR	EXP	-	-	-	-	-
602	ELEV. CL.	EXP	-	-	-	-	-
605	STAIR	EXP	-	P-1	P-1	P-1	P-1

GENERAL FINISH NOTES

- ALL NEW WALLS ARE PAINT P-1, U.N.O.
- PAINT ALL PRECAST CONCRETE AND CAST IN PLACE CONCRETE IN LOBBY AND STAIRS TO MATCH CMU
- PAINT ALL NEW CMU ADDED AT NORTHWEST STAIR TOWER PER ROOM FINISH SCHEDULE.
- FLOORING SEAMS TO BE LOCATED AT CENTERLINE OF DOOR WHEN DOOR IS CLOSED
- ALL TRANSITION/REDUCER STRIPS AND OTHER THRESHOLDS TO BE LOCATED AT CENTERLINE OF DOOR WHEN IN CLOSED POSITION
- ALIGN FLOORING TRANSITIONS WITH FINISH BASE EXCEPT AT DOORS, U.N.O.
- ALL NECESSARY TILE FLOORING UNDERLAYMENT TO BE PROVIDED AND INSTALLED BY FLOORING CONTRACTOR.

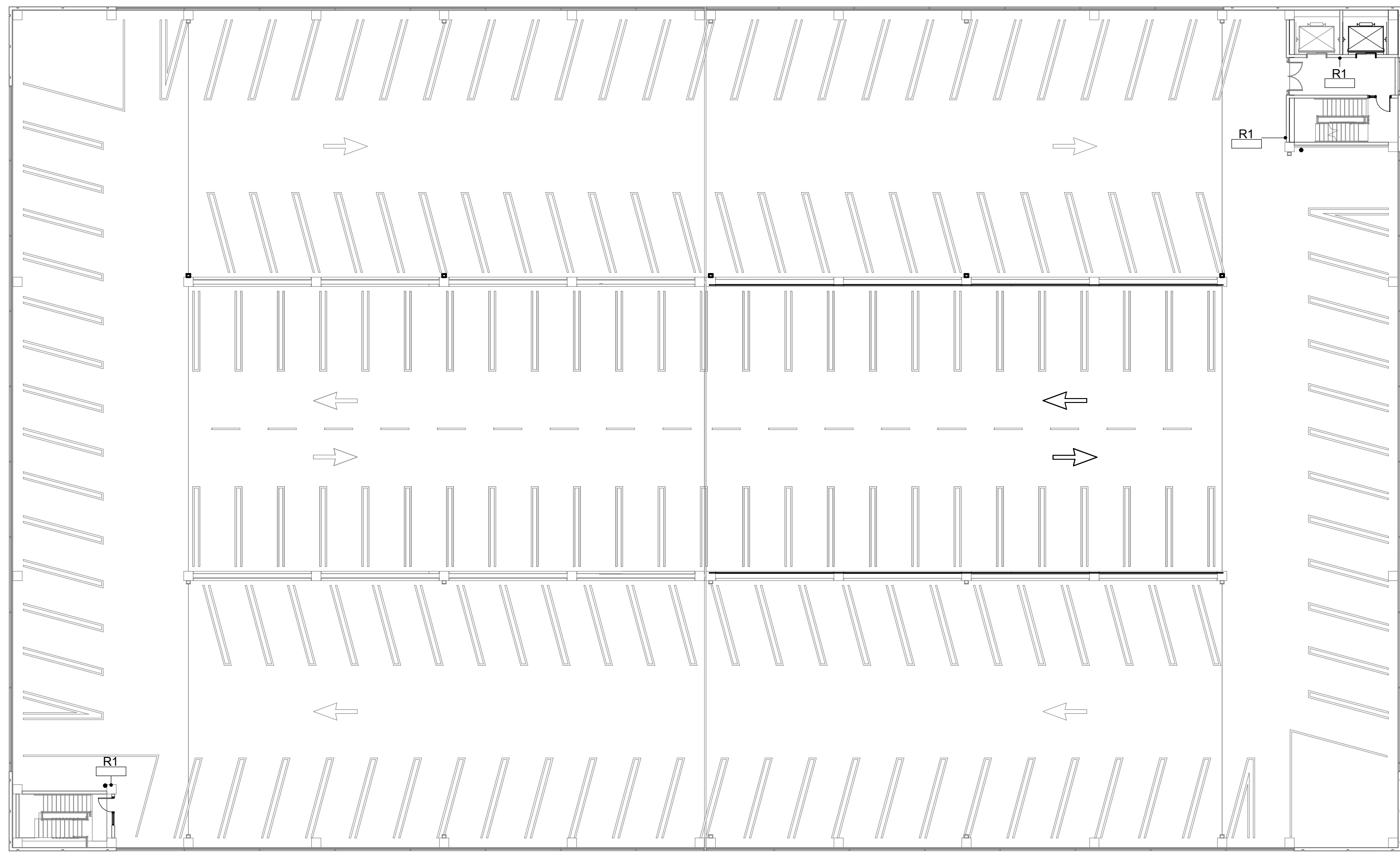
FINISH LEGEND

WALLS

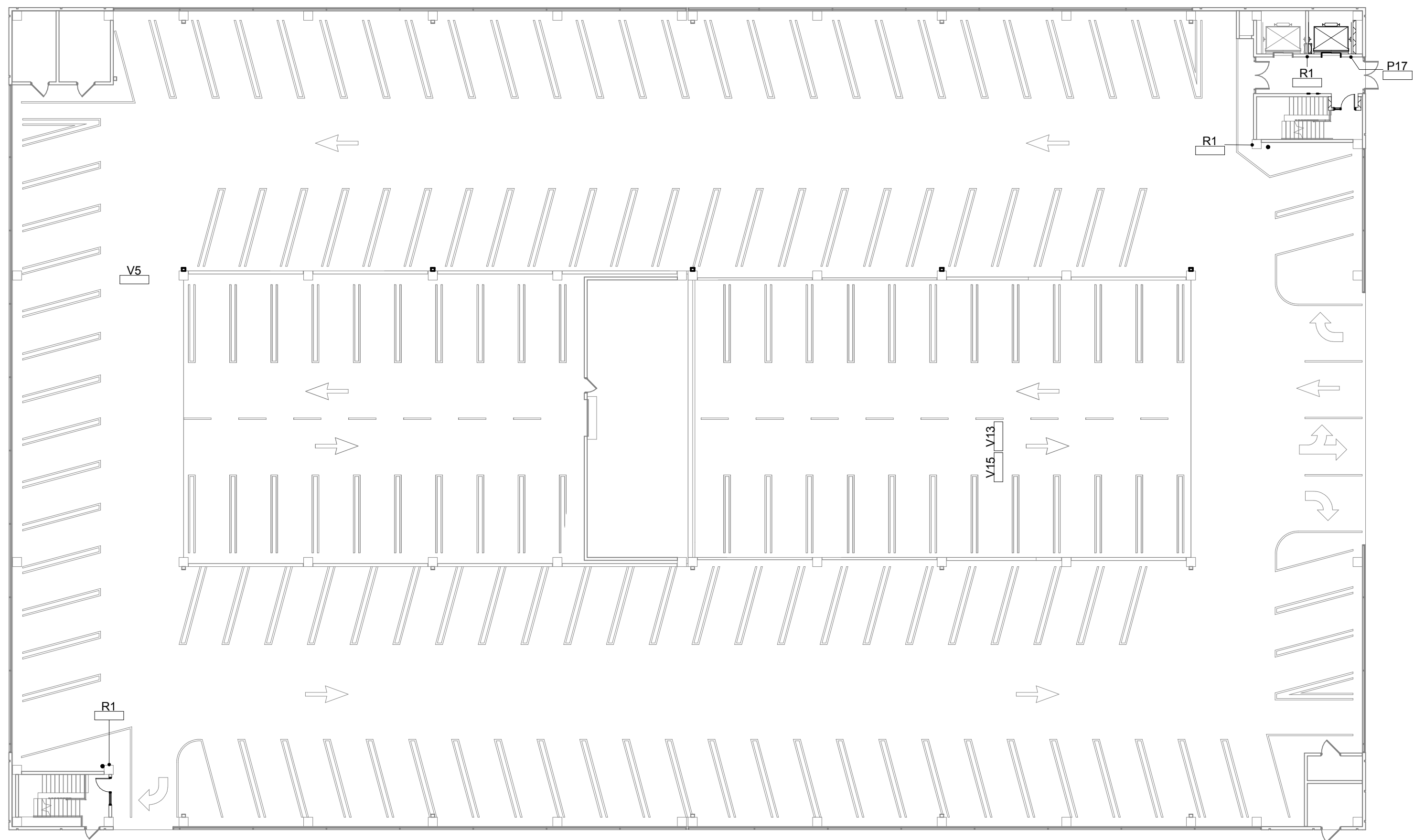
- P-1 (FIELD PAINT)
SIMPLIFY BEIGE, SW6085
- P-3a (FLOOR COLOR LEVEL 1 PAINT)
ADMIRALITY 548-7
- P-3b (FLOOR COLOR LEVEL 2 PAINT)
DARK SAGE 409-6
- P-3c (FLOOR COLOR LEVEL 3 PAINT)
BORDEAUX 433-7
- P-3d (FLOOR COLOR LEVEL 4 PAINT)
GOLD BUFF 215-4
- P-3e (FLOOR COLOR LEVEL 5 PAINT)
ANCIENT COPPER 328-7
- P-3f (FLOOR COLOR LEVEL 6 PAINT)
PERFECTLY PURPLE 342-7
- FLOORS**
- CT (CERAMIC TILE)
MANUFACTURER: MANNINGTON COMMERCIAL
COLOR: CRIT12 PORCELAIN BEIGE "CARMEL"
- CTB (INTEGRAL BASE)
MANUFACTURER: MANNINGTON COMMERCIAL
COLOR: CRIENG PORCELAIN BEIGE "CARMEL"
- EXP (EXPOSED, SEALED FINISH)
IN ALL LOCATIONS, UNLESS NOTED OTHERWISE

Revision Schedule		CONSULTANTS:		TRUE NORTH		ARCHITECT/ENGINEERS:			Drawing Title		Project Title		Project Number		Office of Construction and Facilities Management			
Comments		Date							INTERIOR ELEVATIONS		R.L. Roudebush VA Medical Center Parking Garage		583-330					
											Building Number 20							
																		
						7260 Shadeland Station Indianapolis, Indiana 46226 TEL 317 547 5580 FAX 317 543 0270 www.structurepoint.com							Location INDIANAPOLIS, IN		Drawing Number AS603			
											Date 10/14/14		Checked RSB		Drawn KLB			







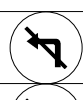



























Revision Schedule		CONSULTANTS:		TRUE NORTH		ARCHITECT/ENGINEERS:			Drawing Title		Project Title		Project Number		Office of Construction and Facilities Management				
Comments		Date						 7260 Shadeland Station Indianapolis, Indiana 46226 TEL 317-547-5580 FAX 317-543-0270 www.structurepoint.com		ROSS & BARUZZINI				PAVEMENT MARKING DETAILS			R.L. Roudebush VA Medical Center Parking Garage		583-330
												Location INDIANAPOLIS, IN		Drawing Number		AS606 Dwg.60 of 93			
												Date 10/14/14		Checked RSB				Drawn VFS	
																VA Department of Veterans Affairs			




2 SECOND FLOOR NEW SIGNAGE
1" = 20'-0"



1 FIRST FLOOR NEW SIGNAGE
1" = 20'-0"


SIGN SCHEDULE							
MARK	SIZE		TEXT	BACKGROUND COLOR	LETTERS/SYMB.		REMARKS
	H	W			"H"	COLOR	
ENTRANCE SIGNS							
E1	8'-0"	10'-0"	8'-2" CLEARANCE 8'-2"	SPRAY/LAT HIGH HIDING BLACK	7"	WHITE	P.V.C. PIPE SIGN
E2	8'-0"	10'-0"	 Do Not Enter 	SPRAY/LAT HIGH HIDING BLACK	7"	WHITE/RED	P.V.C. PIPE SIGN
E3							
E4							
E5							
VEHICULAR SIGNS							
V1	1'-0"	4'-0"	 Two Way Traffic 	GREEN	3"	WHITE	
V2	1'-0"	4'-0"	 One Way Traffic 	GREEN	3"	WHITE	
V3	1'-0"	4'-0"	 Park 	GREEN	6"	WHITE	
V4	1'-0"	4'-0"	 Out 	GREEN	6"	WHITE	
V5	1'-0"	6'-0"	 Do Not Enter 	GREEN	6"	WHITE	
V6	1'-0"	6'-0"	 Park Out 	GREEN	6"	WHITE	
V7	1'-0"	6'-0"	 Out Park 	GREEN	6"	WHITE	
V8	1'-0"	4'-0"	Right Turn Only 	GREEN	4"	WHITE	
V9	1'-0"	4'-0"	 Park 	GREEN	6"	WHITE	
V10	1'-0"	4'-0"	 Exit 	GREEN	6"	WHITE	
V11	1'-0"	6'-0"	 Park Out 	GREEN	6"	WHITE	
V12	1'-0"	6'-0"	 Park Exit 	GREEN	6"	WHITE	
V13	1'-0"	6'-0"	 Park Exit 	GREEN	6"	WHITE	
V14	1'-0"	6'-0"	 Yield to Cross Traffic 	GREEN	3"	WHITE	
V15	1'-0"	6'-0"	 Yield to Entering Traffic 	GREEN	3"	WHITE	
V16	1'-6"	1'-6"	Motorcycle Parking	GREEN	-	WHITE	
PEDESTRIAN SIGNS							
P1	1'-6"	1'-6"	LEVEL SIGN	WHITE	-	BLACK	
P2	1'-6"	1'-6"	Remember - LEVEL SIGN	WHITE	-	BLACK	
P3	1'-0"	6'-0"	 VA Hospital 	BLUE	6"	WHITE	
P4	1'-0"	6'-0"	 Elevators	BLUE	6"	WHITE	
P5	1'-0"	6'-0"	ELEVATOR - STAIR	BLUE	6"	WHITE	
P6	1'-0"	4'-0"	STAIR	BLUE	6"	WHITE	
P7	6'-5"	1'-6"	IN CASE OF FIRE...	RED	-	WHITE	
P8	1'-0"	1'-6"	LEVEL DISCHARGE SIGN	-	-	-	
P9	2.188"	9.125"	STAIRS (Braille)	-	-	-	
P10	2.188"	9.125"	ELEVATOR (Braille)	-	-	-	
P11	2.188"	9.125"	STORAGE (Braille)	-	-	-	
P12	2.188"	9.125"	ELECTRICAL (Braille)	-	-	-	
P13	2.188"	9.125"	TELECOM (Braille)	-	-	-	
P14	2.188"	9.125"	PLUMBING (Braille)	-	-	-	
P15	2.188"	9.125"	ELEV. CLOSET (Braille)	-	-	-	
P16	2.188"	9.125"	NO EXIT	-	-	-	
P17	1'-6"	1'-6"	ALL LEVEL SIGN	-	-	-	
REMOVE AND REPLACE SIGNS							
R1	1'-6"	1'-6"	REMEMBER - LEVEL SIGN	WHITE	-	BLACK	



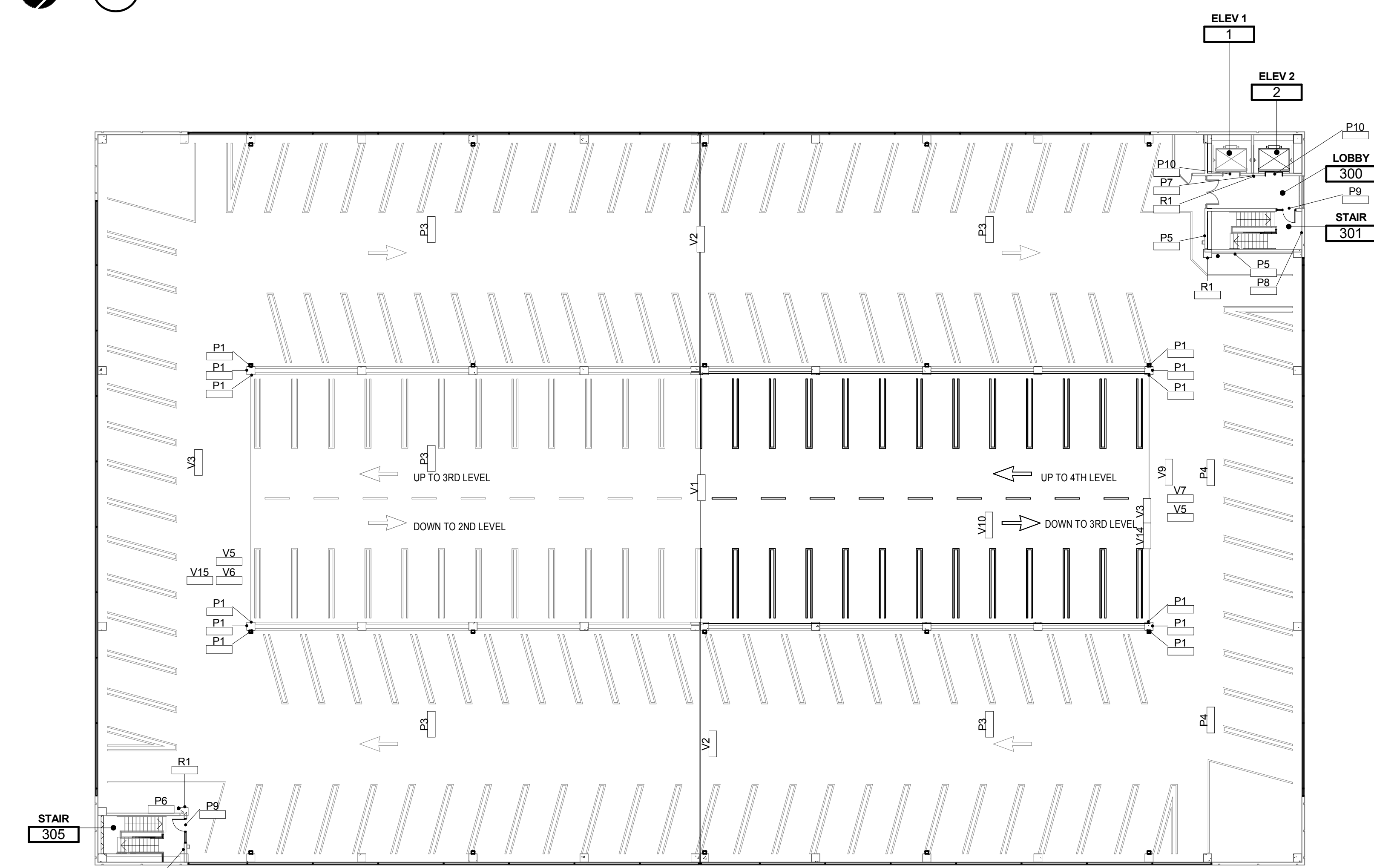
ALL LEVEL SIGN

Revision Schedule		Date	CONSULTANTS:	TRUE NORTH	ARCHITECT/ENGINEERS:	Drawing Title	Project Title	Project Number	Office of Construction and Facilities Management	
Comments										Project Number 583-330
				 <div>7200 Shadeland Station Indianapolis, Indiana 46226 TEL 317-547-5580 FAX 317-543-0270 www.structurepoint.com</div>			NEW FIRST AND SECOND FLOOR SIGNAGE PLANS	R.L. Roudebush VA Medical Center Parking Garage	Building Number 20	
										
							Date 10/14/14	Checked RSB	Drawn KLB	
							Date 10/14/14	Checked RSB	Drawn KLB	
		Date 10/14/14	Checked RSB	Drawn KLB						
					Date 10/14/14	Checked RSB	Drawn KLB			
		Date 10/14/14	Checked RSB	Drawn KLB						
					Date 10/14/14	Checked RSB	Drawn KLB			
		Date 10/14/14	Checked RSB	Drawn KLB						
					Date 10/14/14	Checked RSB	Drawn KLB			
		Date 10/14/14	Checked RSB	Drawn KLB						
					Date 10/14/14	Checked RSB	Drawn KLB			
		Date 10/14/14	Checked RSB	Drawn KLB						
					Date 10/14/14	Checked RSB	Drawn KLB			
		Date 10/14/14	Checked RSB	Drawn KLB						
					Date 10/14/14	Checked RSB	Drawn KLB			
		Date 10/14/14	Checked RSB	Drawn KLB						
					Date 10/14/14	Checked RSB	Drawn KLB			
		Date 10/14/14	Checked RSB	Drawn KLB						
					Date 10/14/14	Checked RSB	Drawn KLB			
		Date 10/14/14	Checked RSB	Drawn KLB						
					Date 10/14/14	Checked RSB	Drawn KLB			
		Date 10/14/14	Checked RSB	Drawn KLB						
					Date 10/14/14	Checked RSB	Drawn KLB			
		Date 10/14/14	Checked RSB	Drawn KLB						
					Date 10/14/14	Checked RSB	Drawn KLB			
		Date 10/14/14	Checked RSB	Drawn KLB						
					Date 10/14/14	Checked RSB	Drawn KLB			
		Date 10/14/14	Checked RSB	Drawn KLB						
					Date 10/14/14	Checked RSB	Drawn KLB			
		Date 10/14/14	Checked RSB	Drawn KLB						
					Date 10/14/14	Checked RSB	Drawn KLB			
		Date 10/14/14	Checked RSB	Drawn KLB						
					Date 10/14/14	Checked RSB	Drawn KLB			
		Date 10/14/14	Checked RSB	Drawn KLB						
					Date 10/14/14	Checked RSB	Drawn KLB			
		Date 10/14/14	Checked RSB	Drawn KLB						
					Date 10/14/14	Checked RSB	Drawn KLB			
		Date 10/14/14	Checked RSB	Drawn KLB						
					Date 10/14/14	Checked RSB	Drawn KLB			
		Date 10/14/14	Checked RSB	Drawn KLB						
					Date 10/14/14	Checked RSB	Drawn KLB			
		Date 10/14/14	Checked RSB	Drawn KLB						
					Date 10/14/14	Checked RSB	Drawn KLB			
		Date 10/14/14	Checked RSB	Drawn KLB						
					Date 10/14/14	Checked RSB	Drawn KLB			
		Date 10/14/14	Checked RSB	Drawn KLB						
					Date 10/14/14	Checked RSB	Drawn KLB			
		Date 10/14/14	Checked RSB	Drawn KLB						
					Date 10/14/14	Checked RSB	Drawn KLB			
		Date 10/14/14	Checked RSB	Drawn KLB						
					Date 10/14/14	Checked RSB	Drawn KLB			
		Date 10/14/14	Checked RSB	Drawn KLB						
					Date 10/14/14	Checked RSB	Drawn KLB			
		Date 10/14/14	Checked RSB	Drawn KLB						
					Date 10/14/14	Checked RSB	Drawn KLB			
		Date 10/14/14	Checked RSB	Drawn KLB						
					Date 10/14/14	Checked RSB	Drawn KLB			
		Date 10/14/14	Checked RSB	Drawn KLB						
					Date 10/14/14	Checked RSB	Drawn KLB			
		Date 10/14/14	Checked RSB	Drawn KLB						
					Date 10/14/14	Checked RSB	Drawn KLB			
		Date 10/14/14	Checked RSB	Drawn KLB						
					Date 10/14/14	Checked RSB	Drawn KLB			
		Date 10/14/14	Checked RSB	Drawn KLB						
					Date 10/14/14	Checked RSB	Drawn KLB			
		Date 10/14/14	Checked RSB	Drawn KLB						
					Date 10/14/14	Checked RSB	Drawn KLB			
		Date 10/14/14	Checked RSB	Drawn KLB						
					Date 10/14/14	Checked RSB	Drawn KLB			
		Date 10/14/14	Checked RSB	Drawn KLB						
					Date 10/14/14	Checked RSB	Drawn KLB			
		Date 10/14/14	Checked RSB	Drawn KLB						
					Date 10/14/14	Checked RSB	Drawn KLB			
		Date 10/14/14	Checked RSB	Drawn KLB						
					Date 10/14/14	Checked RSB	Drawn KLB			
		Date 10/14/14	Checked RSB	Drawn KLB						
					Date 10/14/14	Checked RSB	Drawn KLB			
		Date 10/14/14	Checked RSB	Drawn KLB						
					Date 10/14/14	Checked RSB	Drawn KLB			
		Date 10/14/14	Checked RSB	Drawn KLB						
					Date 10/14/14	Checked RSB	Drawn KLB			
		Date 10/14/14	Checked RSB	Drawn KLB						
					Date 10/14/14	Checked RSB	Drawn KLB			
		Date 10/14/14	Checked RSB	Drawn KLB						
					Date 10/14/14	Checked RSB	Drawn KLB			
		Date 10/14/14	Checked RSB	Drawn KLB						
					Date 10/14/14	Checked RSB				

BID DOCUMENTS



2 AS608 1" = 20'-0" **FOURTH FLOOR NEW SIGNAGE**



1 AS608 1" = 20'-0" **THIRD FLOOR NEW SIGNAGE**

SIGN SCHEDULE							
MARK	SIZE		TEXT	BACKGROUND COLOR	LETTERS/SYMB.		REMARKS
	H	W			"H"	COLOR	
ENTRANCE SIGNS							
E1	8'-0"	10'-0"	8'-2" CLEARANCE 8'-2"	SPRAYLAT HIGH HIDING BLACK	7"	WHITE	P.V.C. PIPE SIGN
E2	8'-0"	10'-0"	 Do Not Enter 	SPRAYLAT HIGH HIDING BLACK	7"	WHITE/RED	P.V.C. PIPE SIGN
E3							
E4							
E5							
VEHICULAR SIGNS							
V1	1'-0"	4'-0"	 Two Way Traffic 	GREEN	3"	WHITE	
V2	1'-0"	4'-0"	 One Way Traffic 	GREEN	3"	WHITE	
V3	1'-0"	4'-0"	 Park 	GREEN	6"	WHITE	
V4	1'-0"	4'-0"	 Out 	GREEN	6"	WHITE	
V5	1'-0"	6'-0"	 Do Not Enter 	GREEN	6"	WHITE	
V6	1'-0"	6'-0"	 Park 	GREEN	6"	WHITE	
V7	1'-0"	6'-0"	 Out 	GREEN	6"	WHITE	
V8	1'-0"	4'-0"	Right Turn Only 	GREEN	4"	WHITE	
V9	1'-0"	4'-0"	 Park 	GREEN	6"	WHITE	
V10	1'-0"	4'-0"	 Exit 	GREEN	6"	WHITE	
V11	1'-0"	6'-0"	 Park 	GREEN	6"	WHITE	
V12	1'-0"	6'-0"	 Park 	GREEN	6"	WHITE	
V13	1'-0"	6'-0"	 Park 	GREEN	6"	WHITE	
V14	1'-0"	6'-0"	 Yield to Cross Traffic 	GREEN	3"	WHITE	
V15	1'-0"	6'-0"	 Yield to Entering Traffic 	GREEN	3"	WHITE	
V16	1'-6"	1'-6"	Motorcycle Parking	GREEN	-	WHITE	
PEDESTRIAN SIGNS							
P1	1'-6"	1'-6"	LEVEL SIGN	WHITE	-	BLACK	
P2	1'-6"	1'-6"	Remember - LEVEL SIGN	WHITE	-	BLACK	
P3	1'-0"	6'-0"	 VA Hospital 	BLUE	6"	WHITE	
P4	1'-0"	6'-0"	 Elevators	BLUE	6"	WHITE	
P5	1'-0"	6'-0"	ELEVATOR - STAIR	BLUE	6"	WHITE	
P6	1'-0"	4'-0"	STAIR	BLUE	6"	WHITE	
P7	6'-5"	1'-6"	IN CASE OF FIRE...	RED	-	WHITE	
P8	1'-0"	1'-6"	LEVEL DISCHARGE SIGN	-	-	-	
P9	2.188"	9.125"	STAIRS (Braille)	-	-	-	
P10	2.188"	9.125"	ELEVATOR (Braille)	-	-	-	
P11	2.188"	9.125"	STORAGE (Braille)	-	-	-	
P12	2.188"	9.125"	ELECTRICAL (Braille)	-	-	-	
P13	2.188"	9.125"	TELECOM (Braille)	-	-	-	
P14	2.188"	9.125"	PLUMBING (Braille)	-	-	-	
P15	2.188"	9.125"	ELEV. CLOSET (Braille)	-	-	-	
P16	2.188"	9.125"	NO EXIT	-	-	-	
P17	1'-6"	1'-6"	ALL LEVEL SIGN	-	-	-	
REMOVE AND REPLACE SIGNS							
R1	1'-6"	1'-6"	REMEMBER - LEVEL SIGN	WHITE	-	BLACK	

Revision Schedule

Comments	Date
----------	------

CONSULTANTS:

TRUE NORTH

ARCHITECT/ENGINEERS:

2200 Shadeland Station | Indianapolis, Indiana 46256
TEL 317.847.5580 | FAX 317.543.0270
www.structurepoint.com

Drawing Title

NEW THIRD & FOURTH FLOOR SIGNAGE PLANS

Drawing Title

R.L. Roudebush VA Medical Center Parking Garage

Location

INDIANAPOLIS, IN

Date

10/14/14

Checked

RSB

Drawn

KLB

Project Number

583-330

Building Number

20

Drawing Number

AS608

Dwg.62 of 93

Office of Construction and Facilities Management

BID DOCUMENTS

BID DOCUMENTS