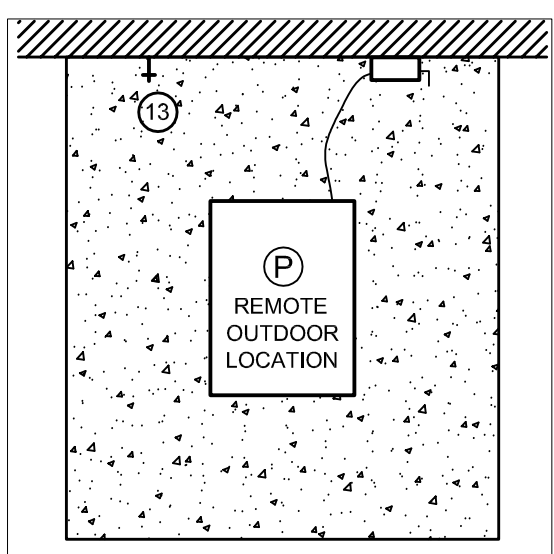
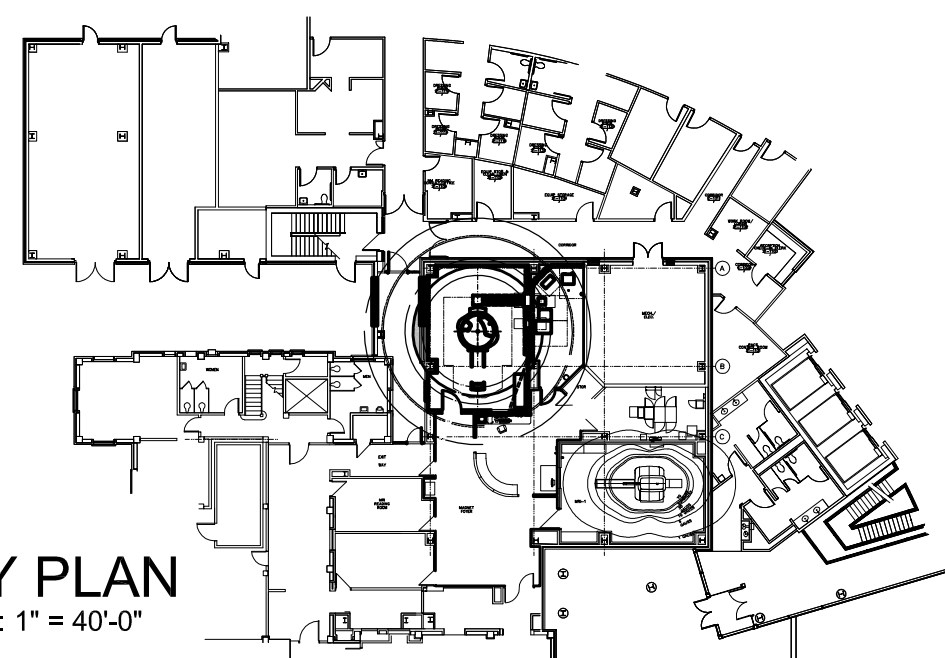


FLOOR PLAN
SCALE: 1/4"=1'-0"

CONTRACTOR TO VERIFY
DIMENSIONS &
CONDITIONS AT THE BUILDING



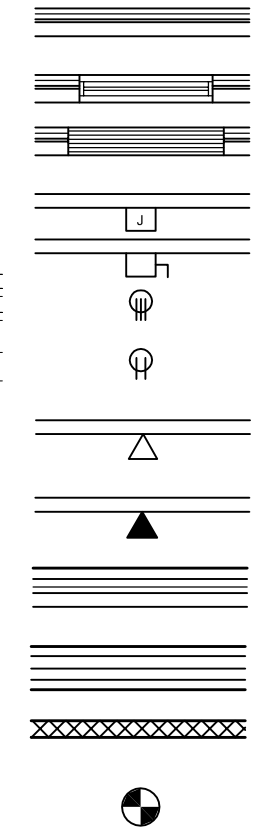
CHILLER PLAN
SCALE: NONE



KEY PLAN
SCALE: 1" = 40'-0"

HITACHI OASIS

LEGEND



RF SHIELD REQUIRED. ARCHITECT TO VERIFY WALL CONSTRUCTION WITH RF VENDOR. IT MUST PROVIDE 80 dB ATTENUATION OR BETTER FROM 1-70MHz. (TYPICAL 5" RF WALL THICKNESS REFLECTED.)

RF VIEW WINDOW, TYPICALLY 4'W x 3'H, (TYP. 36" AFF)

REMOVABLE EQUIPMENT ACCESS PANEL FOR DELIVERY OF THE SYSTEM. MINIMUM 8'-6"W x 8'-6"H.

JUNCTION BOX FOR POWER TO RFIP CABINET.

MANUAL DISCONNECT

480V, 30 AMP, 3Ph, 4 WIRE, HUBBELL L16-30 RECEPTACLE (OR EQUAL) FOR RAMP-UP TOOL USAGE.

115V, 15 AMP CONVENIENCE OUTLETS, MINIMUM OF TWO (2) PER ROOM REQUIRED FOR SERVICE AND MAINTAINANCE.

PHONE LINES - ONE (1) REQUIRED IN EQUIPMENT ROOM AND ONE (1) REQUIRED IN CONTROL ROOM

DATA PORT FOR BROAD BAND NETWORK CONNECTION TO STANDARD 1G BASE T LINE. MAY BE THROUGH CUSTOMER'S IN-HOUSE NETWORK.

6" X 24" ON-WALL WIREWAY WITH REMOVABLE COVER AND THREE (3) DIVIDERS. METAL ONLY. MUST BE NON-FERROUS IN THE SCAN ROOM.

6" X 24" ON-FLOOR WIREWAY WITH REMOVABLE COVER AND THREE (3) DIVIDERS. NON-FERROUS METAL ONLY.

3" X 6" OVERHEAD CABLE TRAY (WALKER SPMA-A-6-3S OR EQ). NON-FERROUS METAL ONLY.

MAGNET ISOCENTER

EQUIPMENT BY HMSA

- | | |
|--------------------------------------|---------------------------|
| (A) OASIS GANTRY | (H) RFIP FILTER PANEL |
| (B) PATIENT TABLE | (J) COIL STORAGE CABINET |
| (C) OPERATOR'S WORKSTATION | (K) HELIUM COMPRESSOR |
| (D) RFIP CABINET | (M) SENSE UNIT |
| (E) GCPA CABINET | (N) HEAT EXCHANGER |
| (F) MCU FILTER PANEL | (P) R1200 OUTDOOR CHILLER |
| (G) EMERGENCY RUN-DOWN BUTTON (ERDU) | |

BY OTHERS

- | | |
|---|----------------------------------|
| (2) 6" X 24" NON-FERROUS ON-WALL WIREWAY | (9) 1 3/4" WAVE GUIDES |
| (3) 6" X 24" NON-FERROUS ON-FLOOR WIREWAY | (10) DELIVERY ACCESS PANEL |
| (4) A.C. POWER PANEL (SIZED PER CODE) | (11) FLOOR DRAIN |
| (5) OXYGEN PROBE | (12) CASEWORK |
| (6) OXYGEN MONITOR | (13) HOSE BIBB |
| (7) LASER IMAGER | (14) HELIUM TANK RESTRAINT |
| (8) CHAIR | (15) 3" x 6" OVERHEAD CABLE TRAY |
| | (16) 3 1/2" x 6" WIREWAY |

NOTES

- 480V, 30A, 3Ph, 4 WIRE, NEMA L16-30 RECEPTACLE FOR USE WITH RAMP-UP TOOL TO INITIALIZE MAGNETIC FIELD. THE OASIS SYSTEM DRAWS ONLY MINIMAL POWER DURING INITIALIZATION OF FIELD. RAMP-UP TOOL LOAD SHOULD NOT BE INCLUDED WHEN CALCULATING TOTAL LOAD ON PANEL FROM WHICH THE OASIS MRI SYSTEM DRAWS ITS POWER.
- FILTER PANELS MUST BE PLACED AS SHOWN ON THIS DRAWING TO ENSURE PROPER FUNCTION OF THE OASIS MRI SYSTEM.
- WIREWAYS MUST BE RUN AS SHOWN ON THIS DRAWING TO ENSURE PROPER FUNCTION OF THE OASIS MRI SYSTEM.
- CUSTOMER'S ARCHITECT/CONTRACTOR IS RESPONSIBLE FOR VERIFYING ALL POWER AND HVAC SPECIFICATIONS FOR EQUIPMENT NOT SUPPLIED BY HMSA.
- THIS DRAWING IS NOT FOR CONSTRUCTION PURPOSES. CUSTOMER IS RESPONSIBLE FOR HIRING QUALIFIED DESIGN PROFESSIONALS TO PREPARE CONSTRUCTION DOCUMENTS. CONSTRUCTION SHALL BE PERFORMED IN ACCORDANCE WITH THIS SITE SPECIFIC DRAWING, THE SPECIFICATIONS IN THE HMSA STANDARD DETAILS FOR THIS SYSTEM AND ALL APPLICABLE CODES AND REGULATIONS.
- THE MAXIMUM WALL THICKNESS FROM THE SCAN ROOM SIDE OF THE RF SHIELD TO THE FINISHED INSIDE FACE OF THE EQUIPMENT ROOM WALL IS 11" IN ORDER TO ENSURE THE PROPER FITMENT OF THE RFIP FILTER PANEL.
- HMSA RESERVES THE RIGHT TO WITHHOLD THE APPROVAL OF A SITE PENDING AN ON-SITE REVIEW AND APPROPRIATE QUALIFICATION TESTING BY HMSA PERSONNEL.
- CONSTRUCTION DRAWINGS ARE TO BE SUBMITTED TO THE HMSA SITE PLANNING DEPARTMENT FOR REVIEW PRIOR TO CONSTRUCTION.
- CONTACT THE HMSA SITE PLANNING DEPARTMENT AT 800-800-3106 IMMEDIATELY REGARDING ANY DEVIATION BETWEEN THIS DRAWING, HMSA OASIS STANDARD DETAILS AND/OR CONSTRUCTION DOCUMENTS.
- THIS DRAWING IS THE PROPERTY OF HITACHI MEDICAL SYSTEMS AMERICA, INC. (HMSA) AND IS NOT FOR CONSTRUCTION PURPOSES. THIS DRAWING, IN CONJUNCTION WITH THE STANDARD DETAILS FOR THE OASIS MRI SYSTEM, IS FOR THE USE OF THE CUSTOMER'S DESIGN PROFESSIONALS TO PREPARE APPROPRIATE CONSTRUCTION DOCUMENTS IN ACCORDANCE WITH ALL APPLICABLE CODES AND REGULATIONS. HMSA RESERVES THE RIGHT TO REFUSE TO INSTALL ANY OR ALL EQUIPMENT WHEN THE ROOM PREPARATION DOES NOT MEET SPECIFICATIONS. THE CURRENT STANDARD DETAILS MAY BE OBTAINED BY CONTACTING HMSA'S SITE PLANNING DEPARTMENT AT 800-800-3106.

DATE: 03-06-2015	SCALE: AS NOTED	OASIS SITE PLAN FOR:	Veterans HCS of the Ozarks FAYETTEVILLE, AR
DRAWN BY: TJP	CHECKED BY: XXX		
FILE: 100936_VA_MHC_Fayetteville_AR_OASIS.dwg			
DRAWING NUMBER : 100936		SHEET 1 of 2	

HITACHI MEDICAL SYSTEMS, AMERICA
1959 SUMMIT COMMERCE PARK TWINSBURG, OH 44087-2371
WWW.HITACHIMED.COM
(800) 800-3106

HITACHI
Inspire the Next