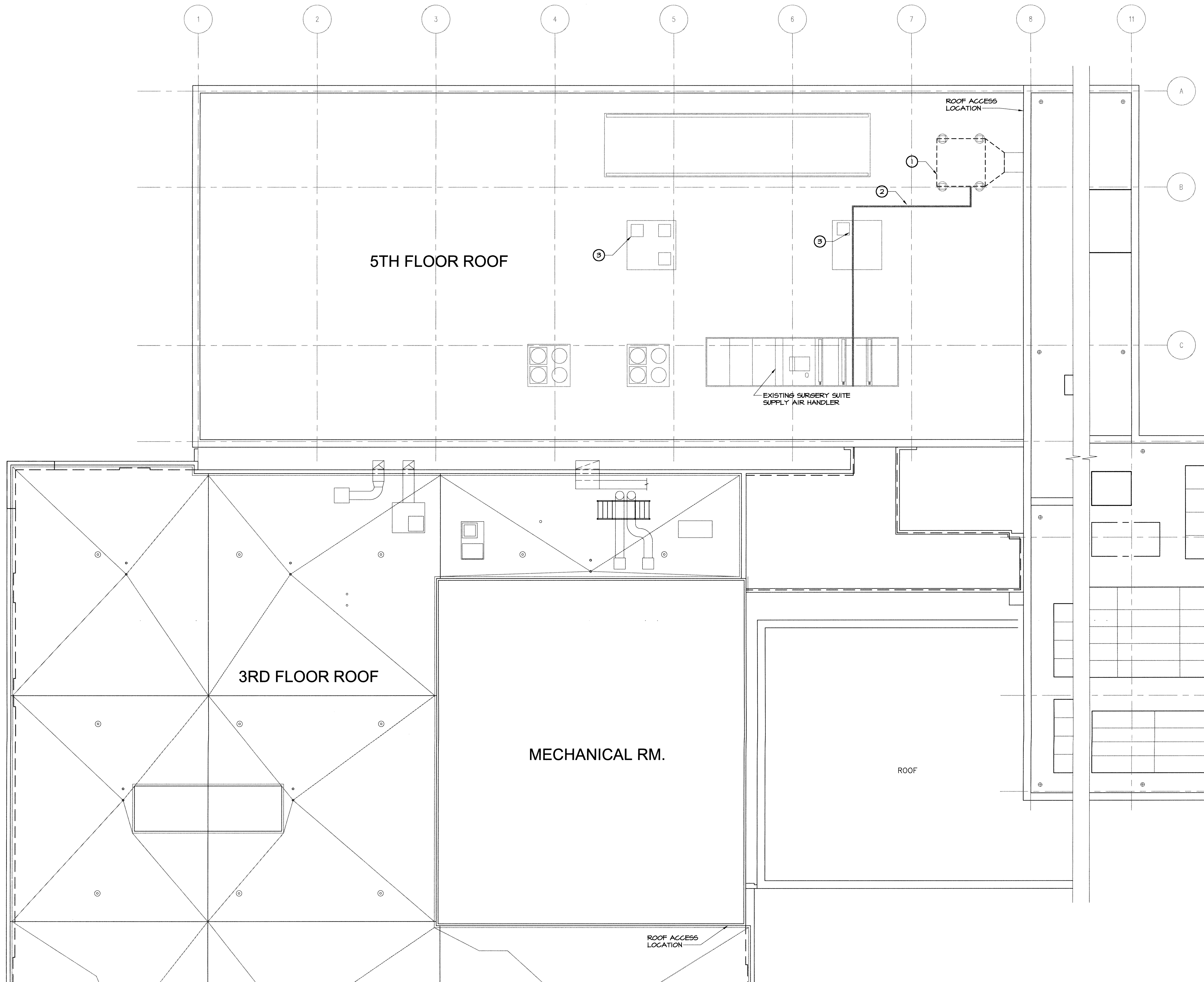


one eighth inch = one foot
one quarter inch = one foot
three eighths inch = one foot
one half inch = one foot
three quarters inch = one foot
one inch = one foot
one and one half inches = one foot
three inches = one foot

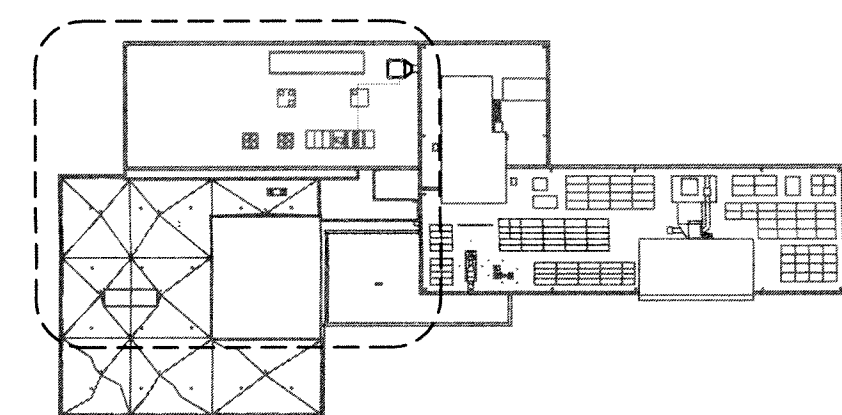
VA Form 08-6231
J:\911\911.00 VA - Surgery HVAC Replacement No. 2\G-Project Drawings\Sheets\A\570.13.211.001.A01.30.dwg 3-16-15 02:01:31 PM tony.pavone



KEYNOTES

- EXISTING MECHANICAL EQUIPMENT TO BE REMOVED, SEE MECH. DINGS
- OVERHEAD STEEL PIPE AND CONDUCT SUPPORTS. SEE MECHANICAL DRAWINGS FOR ADDITIONAL INFO.
- SEE MECHANICAL & ELECTRICAL DRAWINGS FOR ADDITIONAL INFORMATION INCLUDING SELECTIVE DEMOLITION


KEY MAP



SCALE: 1/8" = 1'-0"


REVISION CONSTRUCTION DOCUMENTS (1000)	3-5-15
REVISION CONSTRUCTION DOCUMENTS (1000)	12-8-14
CONSTRUCTION DOCUMENTS (1000)	10-27-14
Revisions:	Date

CONSULTANTS:
100% CONSTRUCTION DOCUMENTS



ARCHITECT/ENGINEERS:

Project No. 13-9111.00



TETER, LLP

7535 N. PALM AVE. 201 | FRESNO, CA 93711 | 559.437.0887
125 S. BRIDGE ST. 150 | VISALIA, CA 93291 | 559.435.5244
1200 DISCOVERY DR. 140 | BAKERSFIELD, CA 93309 | 661.843.8400
1130 K STREET 225 | SACRAMENTO, CA 95814 | 916.538.6262

ARCHITECTS ENGINEERS CONNECTED

Drawing Title
DEMOLITION ROOF PLAN

Approved: Project Director

Project Title
VA REPLACE SURGERY
EXHAUST SYSTEM, BLDG 1, 3RD FLR

Location
FRESNO, CA

Date
3-5-15

Checked

Drawn

Project Number

570-13-211

Building Number

1

Drawing Number

AD130

Office of
Construction
and Facilities
Management

Department of
Veterans Affairs