
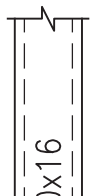
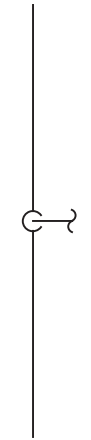

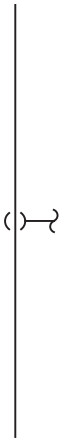


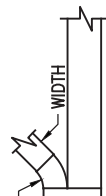



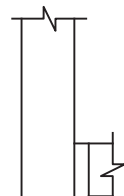

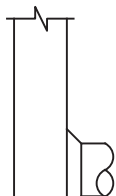



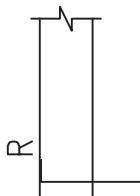

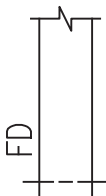


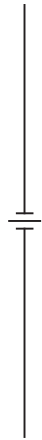




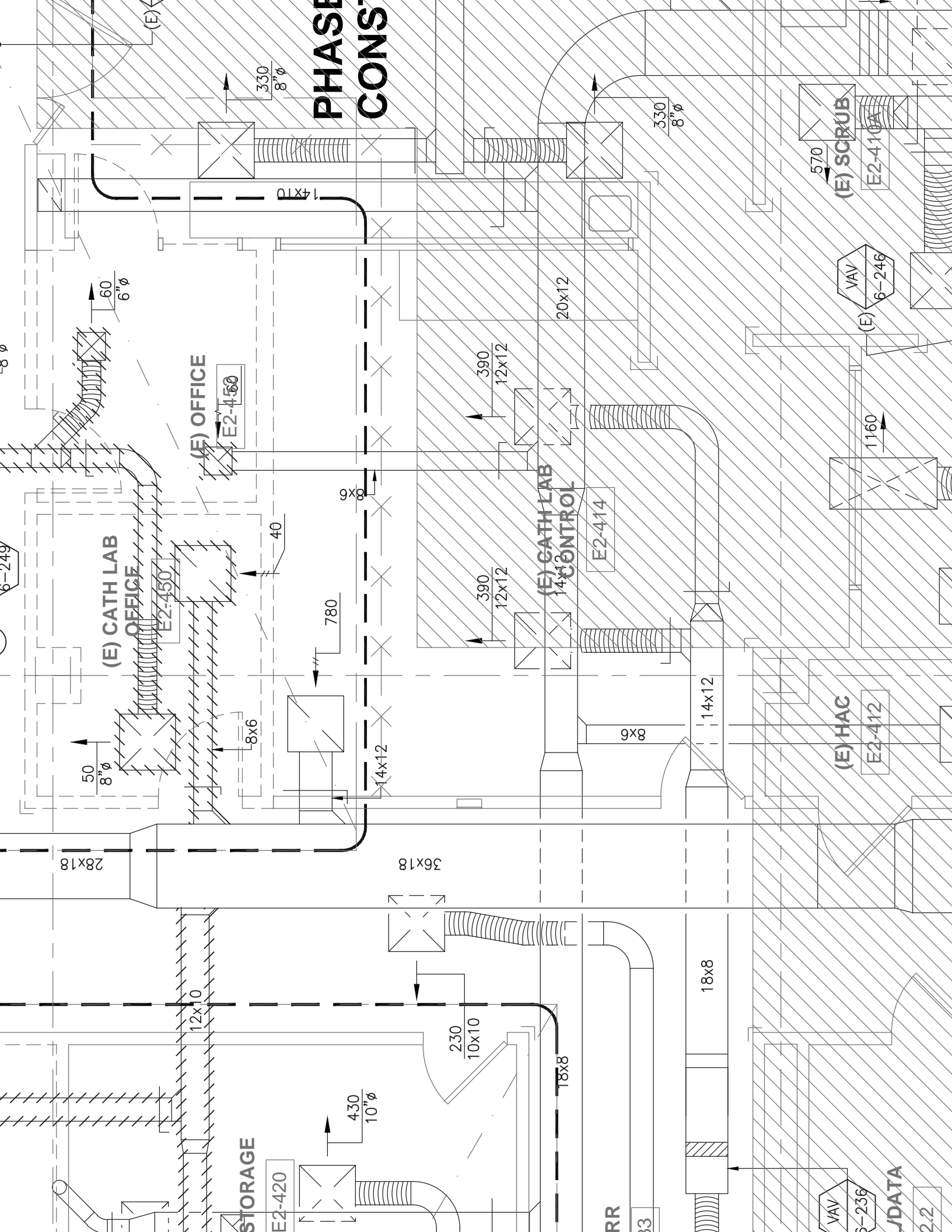
 <p>RECTANGULAR DUCTWORK DIMENSION VIEWED x DEPTH</p>	 <p>PIPE DROP/PIPE DROP</p>	
 <p>RECTANGULAR DUCTWORK WITH ACOUSTICAL LINING (INSIDE) DIMENSION VIEWED x (INSIDE) DEPTH, UON</p>	 <p>BRANCH TOP PIPE CONNECTION</p>	
 <p>ROUND DUCTWORK INSIDE DIAMETER, UON</p>	 <p>BRANCH BOTTOM PIPE CONNECTION</p>	
 <p>FLEXIBLE DUCT OR FLEXIBLE CONNECTION</p>	 <p>PIPE CAPPED</p>	
 <p>BRANCH DUCTWORK SPLIT WITH 6 INCH WIDTH AND MINIMUM R = WIDTH OF BRANCH DUCT DOWNSTREAM</p>	 <p>FLOW IN DIRECTION OF ARROW</p>	
 <p>TURNING VANES AIRFOIL TYPE ONLY (ATV)</p>	 <p>LINE CONTINUED</p>	
 <p>RECTANGULAR DUCT TAKEOFF</p>	 <p>PIPING OF TYPE INDICATED BELOW OR BELOW GRADE</p>	
 <p>ROUND DUCT TAKEOFF WITH CONICAL TAP</p>	 <p>PIPING OF TYPE INDICATED ABOVE OR ABOVE CEILING</p>	
 <p>VOLUME DAMPER</p>	 <p>HEATING HOT WATER SUPPLY PIPING</p>	HHWS
 <p>VOLUME DAMPER (REMOTE OPERATED)</p>	 <p>HEATING HOT WATER RETURN PIPING</p>	HHWR
 <p>FIRE DAMPER WITH ACCESS PANEL</p>	 <p>CONCENTRIC REDUCER</p>	CR
	 <p>ECCENTRIC REDUCER</p>	ER
	 <p>UNION</p>	UN
	 <p>FLEXIBLE PIPE CONNECTOR</p>	FC
	 <p>PIPE GUIDE</p>	PG
	 <p>PIPE ANCHOR</p>	PA
	 <p>STRAINER</p>	ST



PHASE-CONS.

**(E) CATH LAB
OFFICE**

E2-450

(E) OFFICE

E2-452

STORAGE

E2-420

**(E) CATH LAB
CONTROL**

E2-414

(E) HAC

E2-412

(E) SCRUB

E2-410A

① T 6-236

6-246

6-246

~~6-250~~

⑦ 6-205

1) 6-250

R
R

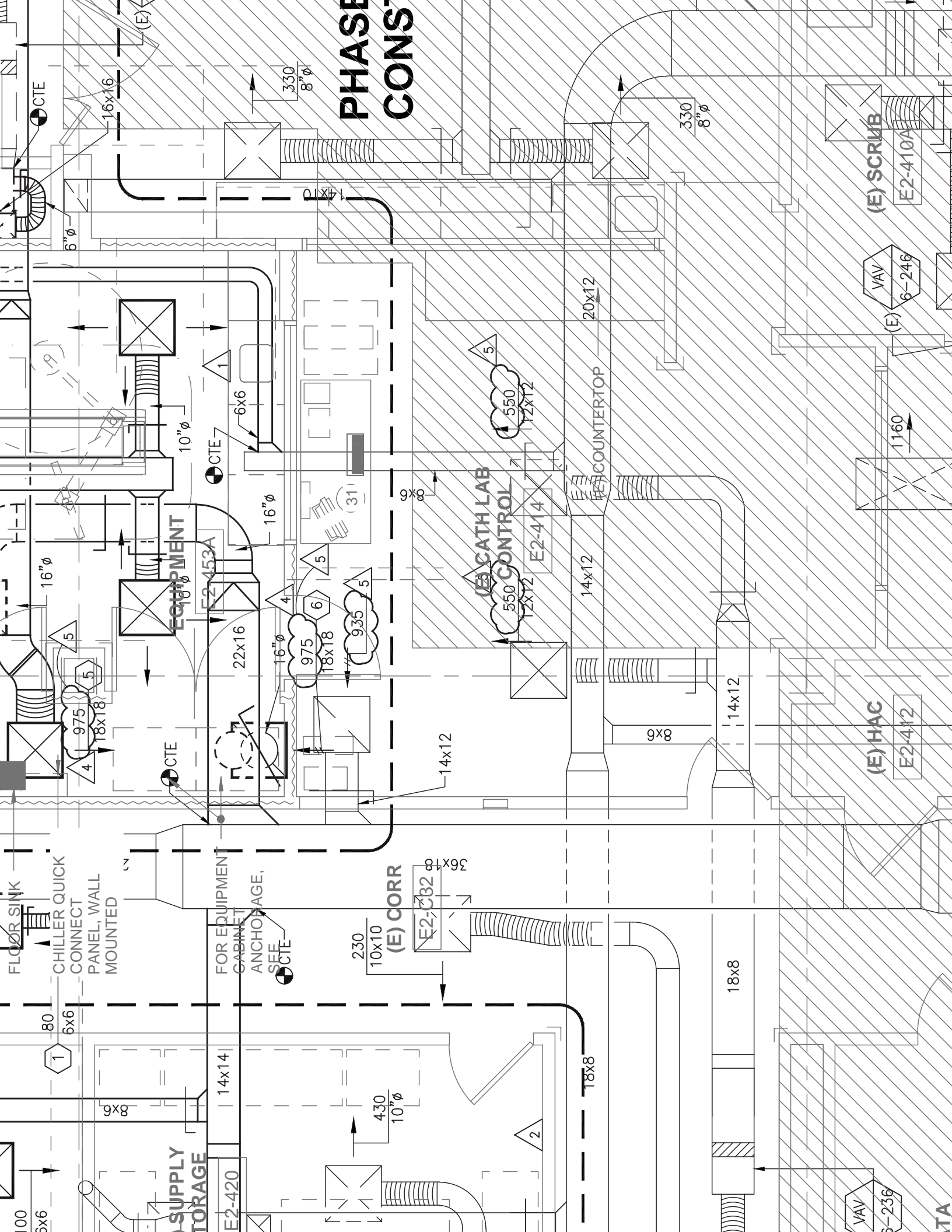
33

VAV

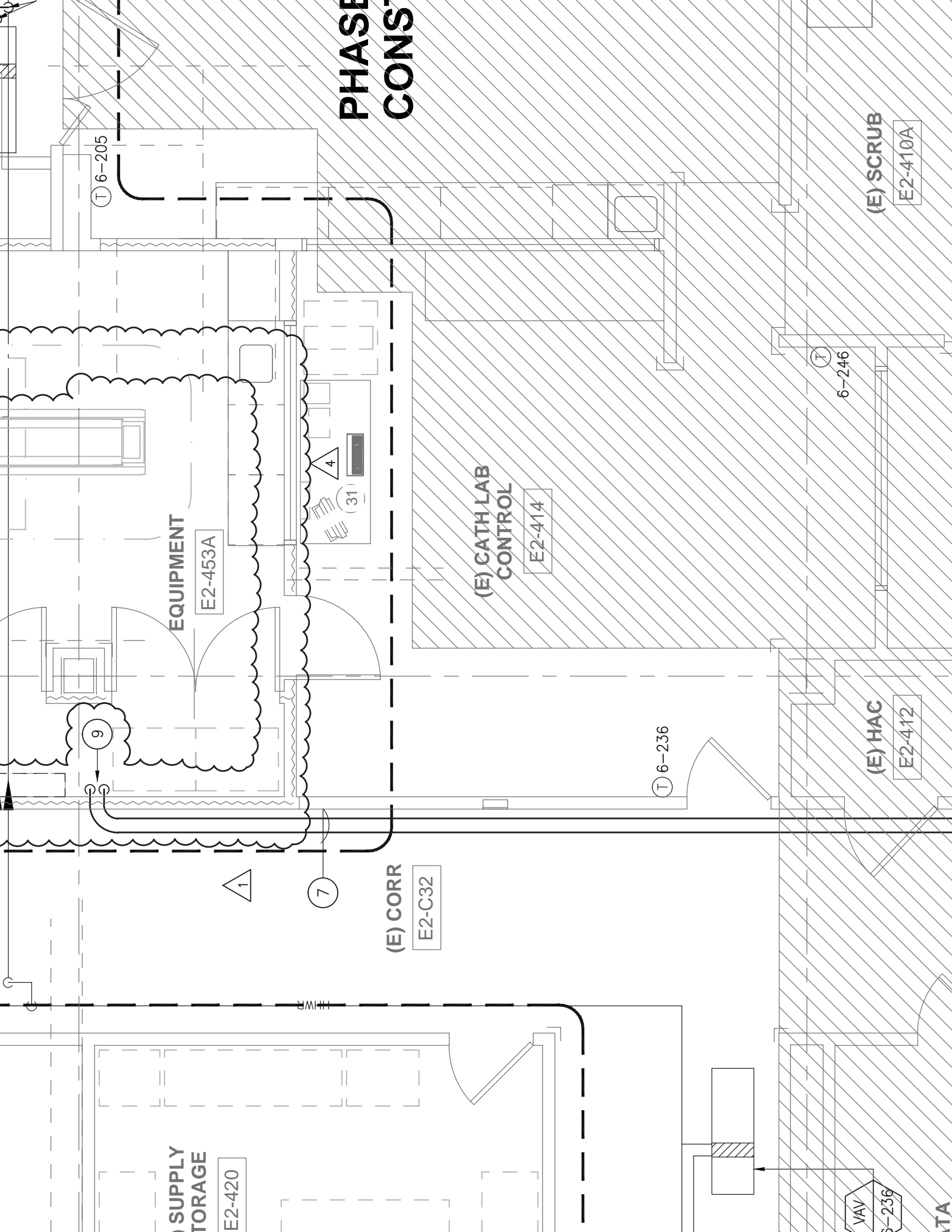
~~2-236~~

DATA

2.2



PHASE CONS



PHASE
CONS

T 6-205

EQUIPMENT

E2-453A

4
(31)

(E) CATH LAB
CONTROL

E2-414

T 6-236

T 6-246

(E) SCRUB

E2-410A

(E) HAC

E2-412

(E) CORR

E2-C32

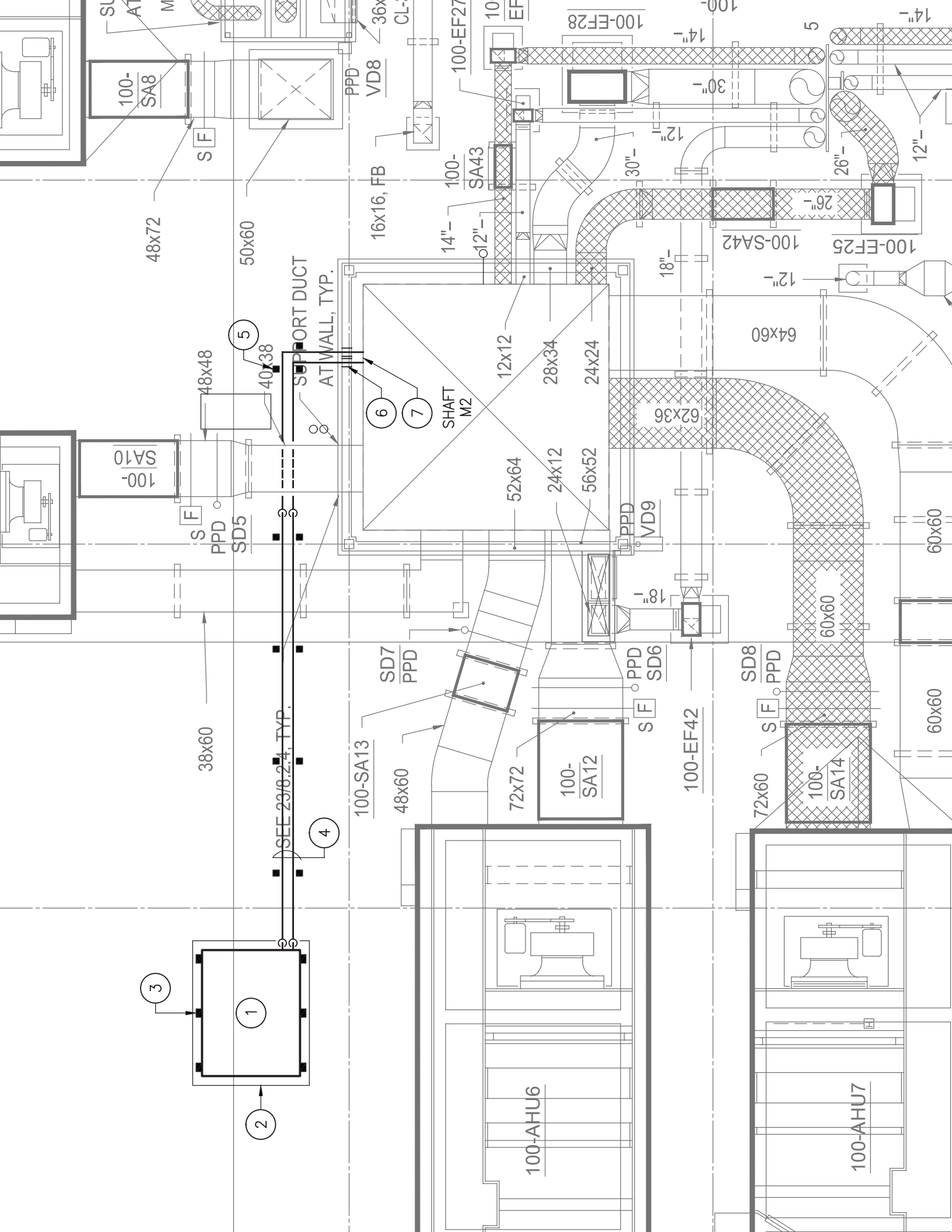
SUPPLY
STORAGE

E2-420

VAV

E2-236

TA



FROM AHU7 TO AHU7

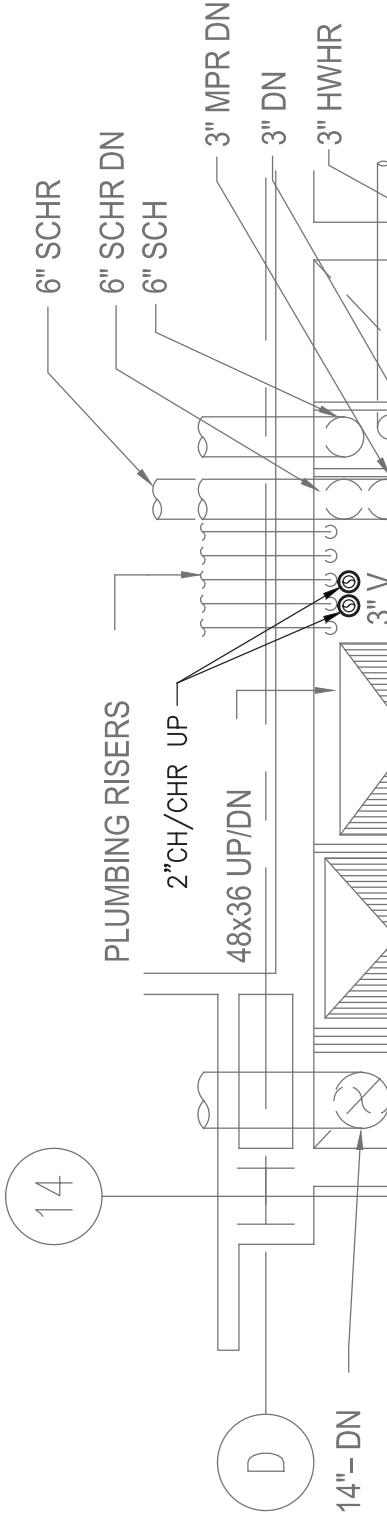
3" VENT, UP ON
WALL TO +7'-0"
MIN. ABOVE ROOF

4

MS4-4

FIFTH FLOOR/ROOF SHAFT PLAN – M2

$1\frac{1}{4}'' = 1'-0''$



— (E) FLOOR SLAB

--	--	--

PHASE 3

ROOM NUMBER	ROOM NAME	AREA (SQ FT)	VOLUME (CU FT)
E2-420	SUPPLY	251	2259
E2-422	COPY	47	423
E2-422A	STAFF LOUNGE	53	477
E2-426	OPEN OFFICE (NURSE)	216	1944
E2-430	OFFICE	73	657
E2-432	OFFICE	77	693
E2-440	OFFICE	74	666
E2-442	OFFICE	80	720
E2-444	OFFICE	80	720
E2-446	OPEN OFFICE (FELLOWS)	66	594
E2-447	OFFICE	148	1332
E2-448	OFFICE	80	720













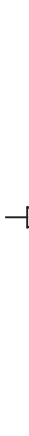










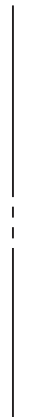
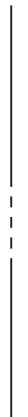
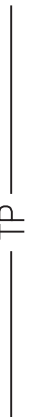

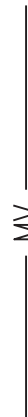

N ISOLATOR SCHEDULE

MIN STATIC DEFLECTION (IN)	MFR	REMARKS
0.20	MASON	



TAG	DESCRIPTION
1	CEILING SUPPLY DIFFUSER, PERFORATED FACE, MODULAR CORE, FIXED LOUVER DIRECTIONAL M THE NECK, BACK PAN PAINTED FLAT BLACK.
2	CEILING RETURN REGISTER, PERFORATED FACE, PAN PAINTED FLAT BLACK.
3	CEILING SUPPLY DIFFUSER, PERFORATED FACE, MODULAR CORE, FIXED LOUVER DIRECTIONAL M THE NECK, BACK PAN PAINTED FLAT BLACK.
4	CEILING EXHAUST REGISTER, 12"x12" MODULE, FLAT BLACK.
5	CEILING SUPPLY DIFFUSER, PERFORATED FACE, MODULAR CORE, FIXED LOUVER DIRECTIONAL M THE NECK, BACK PAN PAINTED FLAT BLACK.
6	CEILING EXHAUST REGISTER, 24"x24" MODULE, FLAT BLACK.
NOTES:	



		FLOW IN DIRECTION OF ARROW	
		LINE CONTINUED	
		PIPING OF TYPE INDICATED BELOW FLOOR OR BELOW GRADE	
		PIPING OF TYPE INDICATED ABOVE FLOOR OR ABOVE CEILING	
	SS	SANITARY SEWER OR WASTE PIPING	
	SR	SILVER RECOVERY WASTE PIPING	
	CRP	CHEMICAL RESISTANT WASTE PIPING	
	V	SANITARY VENT PIPING	
	CRV	CHEMICAL RESISTANT VENT PIPING	
	CD	CONDENSATE DRAIN PIPING	
	CW	DOMESTIC COLD WATER PIPING	
	HW	DOMESTIC HOT WATER PIPING	
	HWR	DOMESTIC HOT WATER RETURN PIPING	
	TP	TRAP PRIMER PIPING	
	O2	OXYGEN PIPING	
	MV	MEDICAL VACUUM PIPING	
	MA	MEDICAL AIR PIPING	

OR GROUP OF PLUMBING FIXTURES AND EQUIPMENT. THE PIPING
AT EACH PLUMBING FIXTURE(S) AND EQUIPMENT.

SH VALVES, AT ALL QUICK OPENING OR CLOSING VALVES.

