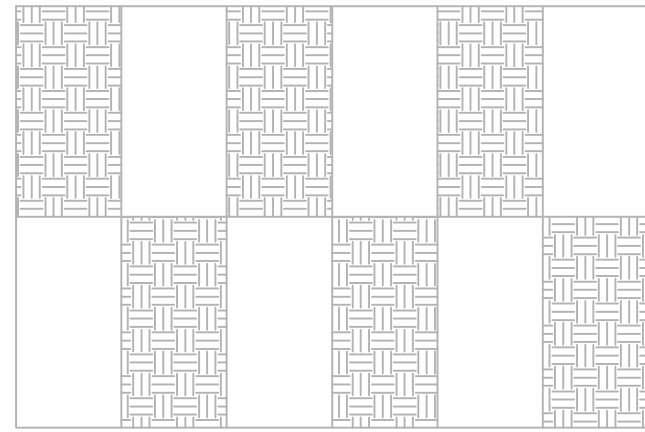


EQUIPMENT LIST


BAY A

ITEM	DESCRIPTION	QTY.
1.	BULLET TRAP 9'-0" MODEL LE7500-OTR	23'-10" LFT.
2.	WIRELESS MONORAIL TARGET SYSTEM WITH ICU MODEL XWT-75'	2 EACH.
3.	LOCAL CONTROL MODEL ICU	4 EACH.
4.	SHOOTING STALLS (MIDS) W/BLAST SHIELD, GATE BARRICADE AND BRASS RECEPT MODEL BP16B - RIFLE	4 EACH.
5.	SHOOTING STALLS (END) WITH BLAST SHIELD AND WING BARRICADE MODEL BV10ED - RIFLE	1 PAIR.
6.	PC MASTER CONTROL WITH TOUCH SCREEN TABLET MODEL RM10K/TABLET	1 EACH.
7.	SAFETY CEILING MODEL JG12C	3 ROWS.
8.	CEILING BAFFLE MODEL JA4C	5 ROWS.
9.	REDIRECTIVE GUARD MODEL JR5C	2 ROWS.
10.	ACOUSTICAL FOAM (BAFFLES/SAFETY CEILING AND WALLS) MODEL AAF CLASS 1/CHARCOAL SONEX	1440 SQFT.
11.	RUNNING MAN MODEL DP65-DBL CEILING MOUNTED	1 EACH.
12.	TRAPVAC RECYCLING - 1 PHASE UNIT (5HP) MODEL 88317 (NOT SHOWN)	1 EACH.
13.	STALL SPEAKERS (MOUNT TO EXISTING SB7 STALL PANELS) MODEL EG66 (NOT SHOWN)	4 EACH.
14.	TARGET-POP UP/TURN (FRIEND/FOR) MODE MF-SIT 230V-50Hz MUX	2 EACH.
15.	COMBAT WALL (FURRING/PLYWOOD/SPR) MODEL BWN	1296 SQFT.
16.	BALLISTIC KNEE WALL (GRAN GUARD 32") MODEL LE7700	32 LFT.
17.	MASTER COMMUNICATION STATION MODEL EG-58 (10 CHANNEL)	1 EACH.
18.	FIRING LINE SECURITY SYSTEM MODEL EM30	1 EACH.
19.	SRP FLOOR TILE MODEL 43-600-030-BK	1296 SQFT.
20.	PAGING SYSTEM (NOT SHOWN)	
16a.	NOISE REDUCING STEREO EAR PROTECTORS MODEL EG55	9 EACH.
16b.	WALL PAGING HORN MODEL EG67	1 EACH.
16c.	PAGING KIT W/PAGING ADAPTER & AMP MODEL EG68 AND EG69	1 EACH.

LEGEND AND SYMBOLOGY



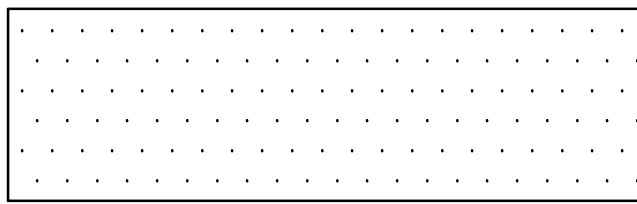
ACOUSTIC TILE ON WALL



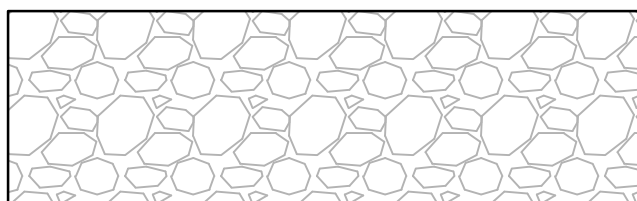
SHREDDED RUBBER TILE (SRP) GRID



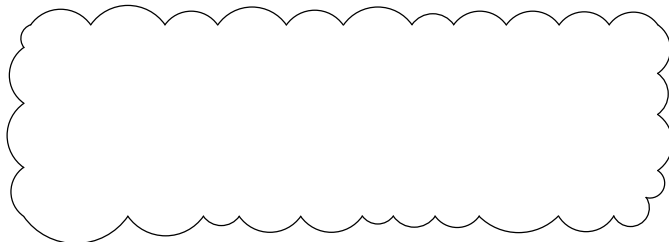
CONCRETE



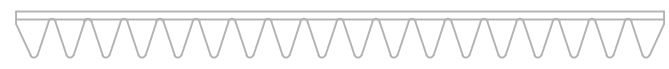
GRANTEX



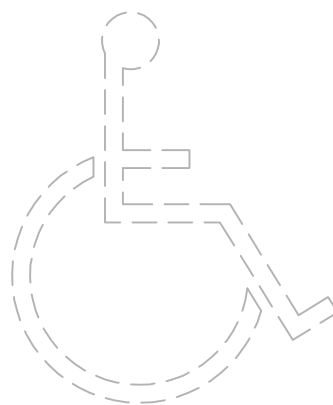
GRANTEX



REVISION CLOUD



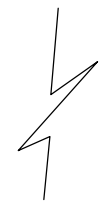
ACOUSTIC TILE ON BAFFLE




HANDICAP ACCESIBLE STALL



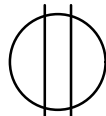
DATA CABLE CONDUIT (CAT5E, FIBER OPTIC, RS232, RS485)



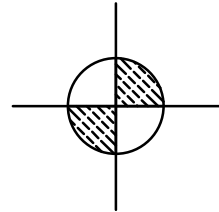
BREAK LINE




ELECTRICAL/ DATA PULL BOX



ELECTRICAL DUPLEX PLUG IN



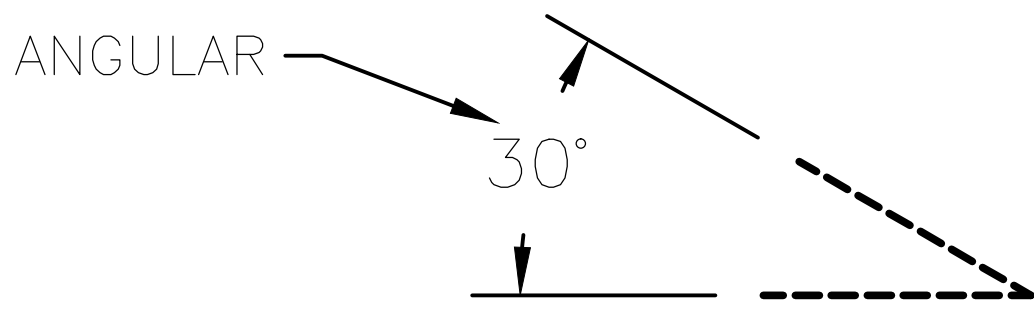
BENCH MARK



ITEM BALLOON



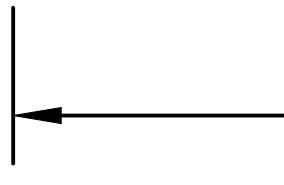
DIRECTION OF FIRE



ANGULAR

30°

PRIMARY UNITS ARCHITECTURAL



10'-5"

[3.175]

ALTERNATIE UNITS METRIC

1
005

DETAIL IDENTIFICATION

TITLE HERE

SCALE: X/X"=1'-0"

SHEET NUMBER OF
DETAIL LOCATION

SECTION IDENTIFICATION

1
101

INDICATES DIRECTION SECTION IS TAKEN

SHEET NUMBER OF SECTION LOCATION

A
101

DETAIL IDENTIFICATION

AREA OF
DETAIL

SHEET NUMBER OF
DETAIL LOCATION

REVISION		DESCRIPTION		DATE	SIGN
DRAWN BY		<div>MEGGITT</div> <div>Meggitt Training Systems, Inc</div> <div>296 Brogdon Rd, Suwanee GA 30024, USA</div>			
PROJECT MANAGER					
DATE					
PROPRIETARY AND CONFIDENTIAL		PROJECT NAME			
<div>THIS DRAWING AND/OR ITS CONTENTS ARE CONFIDENTIAL AND ARE PROTECTED BY TRADE SECRET, COPYRIGHT, AND OTHER APPLICABLE LAWS. IT IS TO BE USED ONLY AS AUTHORIZED BY MEGGITT TRAINING SYSTEMS, INC. UNAUTHORIZED USE IS ILLEGAL.</div>		INDOOR SMALL ARMS RANGE			
		EQUIPMENT LIST, LEGEND AND SYMBOLOGY			
SIZE	CAGE CODE	SCALE	PROJECT NO.	REV	
E1	087W6	AS NOTED	PROTO-1	1	
FILENAME: GUN_RANGE_XX01			SHEET 2 OF X		